



2016 MEDIA GUIDE



2016 MEDIA GUIDE



2016

PRESEASON

 Saturday, Aug. 13	at Kansas City Chiefs	1:30 p.m.	Q13 FOX
 Thursday, Aug. 18	Minnesota Vikings	7:00 p.m.	Q13 FOX
 Thursday, Aug. 25	Dallas Cowboys	7:00 p.m.	Q13 FOX
 Thursday, Sept. 1	at Oakland Raiders	7:00 p.m.	Q13 FOX

REGULAR SEASON

 Sunday, Sept. 11	Miami Dolphins	1:05 p.m.	CBS
 Sunday, Sept. 18	at Los Angeles Rams	1:05 p.m.	FOX
 Sunday, Sept. 25	San Francisco 49ers	1:05 p.m.	FOX
 Sunday, Oct. 2	at New York Jets	10:00 a.m.	FOX
Sunday, Oct. 9	Bye Week		
 Sunday, Oct. 16	Atlanta Falcons	1:25 p.m.	FOX
 Sunday, Oct. 23	at Arizona Cardinals	5:30 p.m.	NBC
 Sunday, Oct. 30	at New Orleans Saints	10:00 a.m.	FOX
 Monday, Nov. 7	Buffalo Bills	5:30 p.m.	ESPN
 Sunday, Nov. 13	at New England Patriots	5:30 p.m.	NBC
 Sunday, Nov. 20	Philadelphia Eagles	1:25 p.m.	CBS
 Sunday, Nov. 27	at Tampa Bay Buccaneers	1:05 p.m.	FOX
 Sunday, Dec. 4	Carolina Panthers	5:30 p.m.	NBC
 Sunday, Dec. 11	at Green Bay Packers	1:25 p.m.	FOX
 Thursday, Dec. 15	Los Angeles Rams	5:25 p.m.	NBC/NFLN 
 Saturday, Dec. 24	Arizona Cardinals	1:25 p.m.	FOX
 Sunday, Jan. 1, 2017	at San Francisco 49ers	1:25 p.m.	FOX



Each logo above represents one of the Seattle Seahawks Spirit of 12 Partnerships. One hundred percent of the sales from each program, matched by the Paul G. Allen Foundation, supports the Spirit of 12 Partner selling the program during their assigned game.



COMMUNITY OUTREACH



PAUL G. ALLEN

Paul G. Allen believes in creating opportunities for people to access the tools and resources needed to better themselves and their community.

THE PAUL G. ALLEN FAMILY FOUNDATION

The Paul G. Allen Family Foundation has invested nearly half a billion dollars into improving communities throughout the Pacific Northwest and beyond. In partnership with the Family Foundation, the Seahawks are deeply invested in making this region an even better place to call home.

In the spirit of this belief, Paul Allen is committed to ensuring the Seahawks are a source of pride, inspiration and leadership in the Seattle community.





MISSION

We help forge the unique bond between team and 12s. On gameday and throughout the year, we create experiences that encourage and inspire people across the Pacific Northwest.

AREAS OF FOCUS

Our community outreach across the Pacific Northwest region is focused in four key areas:

POSITIVE DEVELOPMENT OF YOUTH

We invest in the future through programs promoting education, the pursuit of healthy, active lifestyles and that strengthen character.

MILITARY SUPPORT

In the spirit of duty and opportunity, we honor military personnel through partnerships with Northwest bases and military support organizations.

COMMUNITY INVESTMENT

By way of direct involvement and financial support, we champion community organizations who work to make the Northwest a great place to live.

12s4Good

Through our unique relationship with the 12s, we multiply their charitable efforts with support that best addresses each opportunity.



POSITIVE DEVELOPMENT OF YOUTH

Cherishing the special connection between athletes and children, we use our platform to create experiences that encourage and inspire youth of all backgrounds.

COMMITMENT TO EDUCATION



beyond their day-to-day responsibilities and help students build life skills. Teachers may be nominated by their principal, district staff, student or student's parent.

Symetra Heroes in the Classroom are recognized in front of their students and peers at surprise in-school presentations. They receive tickets to a Seahawks home game and are acknowledged during an on-field presentation. In addition, Symetra makes a \$1,000 donation to each teacher's school for classroom books and supplies. For more information about the Symetra Heroes in the Classroom program or to nominate a teacher, visit www.SymetraHeroes.com/Seahawks.

SEAHAWKS LIBRARY CARDS

In September of 2015, the Seattle Seahawks and Seattle Public Library unveiled a limited edition Seahawks Library Card as part of a new campaign called "Two Teams, One Goal" to promote libraries and literacy. Over 14,500 Seahawks library cards were issued in the first month, more than a 50% increase from 2014.



SEAHAWKS LICENSE PLATES

In the spring of 2013, Washington State Governor Jay Inslee signed the official bill authorizing Seahawks specialty license plates. Net proceeds from Seahawks plate sales benefit InvestED, a Seattle-based nonprofit that provides immediate help for students in need in secondary schools throughout Washington State with small amounts of item-specific, need-based funding.

- 16,533 Seahawks plates sold in first two years (second most popular specialty plate in Washington).
- More than \$425,000 has been raised since the program launch in January, 2014.
- 20,793 students served in 665 public and private secondary schools.



SYMETRA HEROES IN THE CLASSROOM

Since 2006, more than 200 K-12 teachers have been celebrated as Symetra Heroes in the Classroom. The honorees are selected based on their ability to make a real difference in students' lives that go above and

HEALTHY AND ACTIVE LIFESTYLES

A healthy body fosters a healthy mind. This principle guides the Seahawks' focus on providing programs and events that teach the basics of maintaining an active lifestyle and proper nutrition.



FAMILY FOOTBALL FEST

Seahawks invite families to participate in the annual Seahawks Family Football Fest held at CenturyLink Field. Participants are allowed onto the playing field to enjoy football activities, combine-type skill tests, including a timed 40-yard dash. More than 3,100 fans attended the one-day event.



SEAHAWKS 12K

Seattle Seahawks, The Landing and the City of Renton held the 7th Annual Seahawks 12K Run at The Landing on April 17, 2016. The event included a 12K run, a 5K run/walk, a non-competitive half-mile kids run followed by a block party with free games, activities and entertainment. More than 10,000 fans participated. As beneficiary, A Better Seattle received a \$20,000 donation. Visit Seahawks12KRun.com for more information.

YOUTH FITNESS ZONE

In 2015, the Seahawks provided a \$20,000 grant to the Rotary Club of Bellevue to purchase a SwayFun Glider to be installed at the Inspiration Playground project in Bellevue's Downtown Park. The SwayFun Glider is a wheelchair accessible swing that includes benches for other riders. Since 2009, the Seahawks have invested \$140,000 to refurbish play areas for youth in eight Washington communities.



FUEL UP TO PLAY 60

Fuel Up to Play 60 is an in-school health and wellness program sponsored locally by the Washington State Dairy Council in partnership with the Seattle Seahawks. With over 2,009 schools and 995,000 students enrolled in Washington, Fuel Up to Play 60 empowers students to take charge by eating right, getting active and making healthy changes. Students can win prizes, like an NFL player visit or Super Bowl tickets, for choosing good-for-you foods and getting active for at least 60 minutes every day. For more information on this innovative program, go to www.EatSmart.org.

McKnight Middle School in Renton received a \$10,000 grant to support their Fuel Up to Play 60 program which includes eating right, getting active and making healthy changes.



PLAY 60 CHALLENGE

Through a partnership with the NFL and the American Heart Association, over 5,000 students across Washington State participated in this four-week program, challenging youth to be active 60 minutes a day, four consecutive weeks. All groups received incentive kits and six elementary schools received health and fitness grants totaling \$4,000 to continue their fitness programs.

PLAY 60 TUESDAYS

Throughout the regular season, Seahawks players, members of the Sea Gals and Blitz visit elementary schools as part of the "Play 60 Tuesdays." This hour-long in-school assembly encourages students to focus on 60 minutes of daily activity, healthy eating habits, teamwork and character development. In 2015, the team visited eight area elementary schools attended by more than 5,100 students.



YOUTH FOOTBALL



GATORADE JUNIOR TRAINING CAMPS

During the summer months the Seahawks and Gatorade team up to host free, two-hour clinics for boys and girls ages 7-14. The camps feature Seahawks players and area high school coaches who teach basic football skills, share tips to live an active life and character development. Camps are held throughout the Northwest. In 2015, 2,250 youth participated in seven camps.

NFL CERTIFIED TRAINER'S GRANT FOR RENTON/TUKWILA SCHOOLS

The Seattle Seahawks and the NFL Foundation provided a \$50,000 grant to the Department of Orthopedics and Sports Medicine at Seattle Children's and their Athletic Trainer program. The grant will provide expanded coverage of certified athletic trainers for Renton and Tukwila school districts.

HIGH SCHOOL COACHES FORUM

The NFL and Seahawks hosted a High School Coaches Forum at team headquarters on March 19, 2015. The forum provided a unique opportunity for coaches to come together and learn from colleagues at all levels of the game, enhance their professional skills and network, and explore new strategies for building character in student-athletes. The forum featured topics such as enhancing the personal development of student-athletes, coaching millennials, and interacting with officials as well as provide an overview of USA Football's tools and programs.

SEAHAWKS TACKLING

In 2014, Seahawks Head Coach Pete Carroll posted a video sharing the teaching points of Hawk Tackling: eyes through the thighs, wrap and squeeze, and then "drive for 5," meaning carry the ball carrier back five yards if necessary while engaged.

The Seahawks coaching staff led by Assistant Head Coach/Defense Rocky Seto updated the tackling video in 2015 as a way to educate coaches, players and fans outside of the organization about the team's methods of tackling. The philosophy takes the head out of the play and increases safety, all while maintaining the toughness and physicality



that makes the game great. NOTE: Like any athletic activity, no tackling technique can completely eliminate the risk of injury.

LYSTEDT LAW

On May 14, 2009, Governor Christine Gregoire signed the nation's toughest youth athlete return-to-play law. House Bill 1824, known as the Zackery Lystedt Law, requires medical clearance of youth athletes suspected of sustaining a concussion, before sending them back in the game, practice or training. The law is the most comprehensive return-to-play law in the United States for athletes under 18.

The law is named for Zackery Lystedt, who, in 2006, suffered a life-threatening brain injury following his return to a middle school football game after sustaining a concussion. Zackery, his family and a broad range of medical, business and community partners lobbied the state legislature for a law to protect young athletes in all sports from returning to play too soon. The Lystedt Law contains three essential elements:

- Athletes, parents and coaches must be educated about the dangers of concussions each year.
- If a young athlete is suspected of having a concussion, he/she must be removed from a game or practice and not permitted to return to play. When in doubt, sit them out.

- A licensed health care professional must clear the young athlete to return to play in the subsequent days or weeks.

Seahawks team physician Dr. Stanley Herring was a major contributor to the successful passage of the Lystedt Law in Washington State. Dr. Herring is a member of the NFL Head, Neck and Spine Medical Committee and is Medical Director of Spine Care for UW Medicine.

In October 2010, Dr. Herring and NFL Commissioner Goodell spoke at the "Keep Youth Sports Safe" conference at the Seattle Seahawks' offices. At the conference, Commissioner Goodell met Zack Lystedt and his family and pledged that the League will continue to support promotion and adoption of the Lystedt Law until all 50 states pass a similar law or take action to keep youth sports safe from the risks of concussion. As of February 2014, all 50 states have passed laws to address concussion in youth sports.



USAFOOTBALL.COM



PROTECTION TOUR

Seahawks hosted a stop on the USA Football Protection Tour to promote proper equipment fitting, tackling fundamentals and concussion awareness and management to further advance youth football player safety. The event was attended by 398 youth and parents and featured experts in equipment fitting, tackling skills and concussion awareness. Youth athletes, parents and coaches nationwide can learn more about the tour's three components to further advance player safety at www.usafootball.com/protection-tour.

NFL FLAG

NFL FLAG, powered by USA Football, provides opportunities for boys and girls ages 5-17 to play non-contact football and learn lessons about sportsmanship and teamwork, while also getting their 60 minutes of daily physical activity. In 2015, NFL FLAG had 8,000 participants in 40 leagues, approximately 800 teams, throughout Washington State.

HEADS UP FOOTBALL

The Seattle Seahawks in conjunction with WIAA, USA Football and the Washington State Football Coaches Association (WSFCA) rolled out the Heads Up Football program throughout the state. Heads Up Football® is USA Football's national initiative to help make the sport of football better and safer. The key components of the USA Football Heads Up program include the following:

- Coaching certification
- Concussion recognition and response
- Proper equipment fitting
- Heads up tackling
- Heads up blocking
- Heat preparedness and hydration
- Sudden cardiac arrest

Throughout 2015, the Seahawks hosted two Player/Safety Clinics at VMAC and a stop on the USA Football's Protection Tour at CenturyLink Field. In the first year of the program, 700 coaches were certified in the State of Washington.



STRENGTHEN CHARACTER



LEGION OF YOUTH, POWERED BY BOEING

Legion of Youth is a unique community program designed to provide a Seahawks gameday experience to community organizations that serve youth throughout the Northwest. Legion of Youth recognizes students who may need a positive boost, are committed to their school work, demonstrate leadership or are active in the community. More than 1,000 tickets were distributed to 10 nonprofit organizations.



CHARACTER PLAYBOOK

A new initiative in partnership with NFL Foundation and United Way of King County, Character Playbook is an online course that teaches students the skills to cultivate and maintain healthy relationships throughout their lives. Seahawks will launch the program in 20 middle schools in the fall.

HIGH SCHOOL COACH OF THE WEEK AND YEAR

Each week during the high school football season, the Seattle Seahawks and the Washington State Football Coaches Association select two high school football coaches as the Coach of the Week winners. Each recipient receives a \$500 donation to the school's football program from the Seattle Seahawks and the NFL Youth Football Fund, plus a framed certificate signed by Seahawks Head Coach Pete Carroll.

At the conclusion of the high school football season, Dave McKenna, head coach at Gonzaga Prep High School, received the Jim Ennis Award for Coach of the Year during a pregame ceremony at a Seahawks game at CenturyLink Field. Gonzaga Prep High School received a \$2,000 grant on behalf of Coach McKenna.





COMMUNITY INVESTMENT

The symbiotic relationship with the people of the Pacific Northwest and the Seahawks creates a powerful bond. We embrace the opportunity to partner with and invest in organizations that strive to improve the lives of people throughout the region.



Seahawks Head Coach Pete Carroll meets with NFL "Together We Make Football" contest finalist Duke Sheow and family after a practice at VMAC.



Seahawks WR Doug Baldwin meets with fans at the Oregon History Museum in Portland during the 12 Tour.

FOOTBALL 101/201

Seahawks Women's Association hosted Football 101/201 seminars at the team's headquarters. The interactive workshops teach attendees the technical side of the game, including the basic rules and fundamentals of football. The workshops feature a question and answer session with current players, classroom instruction and on-the-field drills in the indoor practice facility.

Proceeds from the event benefitted DAWN, a local shelter for victims of domestic violence in south King County, as part of the team's broader campaign to raise awareness for domestic violence and sexual assault. The event raised \$15,000. DAWN has been providing a safe haven for victims of domestic violence in south King County since 1980 when a group of concerned citizens recognized the need and took action. Since then, an estimated 373,000 survivors of domestic violence have found safety and new violence-free beginnings with the help of the continuum of community based resources offered by DAWN. Visit dawnonline.org for more information.

ALCHEMY GOODS/ WASHINGTON STATE COALITION AGAINST DOMESTIC VIOLENCE

The Seattle Seahawks and Alchemy Goods created one-of-a-kind Seahawks themed tote bags. The eco-friendly bags were made from recycled stadium and event banners. All proceeds from the tote bag sales were donated to the Washington State Coalition Against Domestic Violence (WSCADV).

A CRUCIAL CATCH/BREAST CANCER AWARENESS



Beginning in 2012, the NFL has raised more than \$8 million for the American Cancer Society through A Crucial Catch campaign. Money raised is allocated to the American Cancer Society's Community Health Advocates National Grants for Empowerment (CHANGE) program. A \$50,000 grant was awarded to "System Partner" HealthPoint in Renton to increase breast cancer screening in south King County.

During the month of October, 10% of all sales of "pink" themed merchandise items

sold at the team's retail stores were designated to support the American Cancer Society's Road to Recovery program, which provides transportation for people with cancer who do not have a ride or are unable to drive themselves. Fans were also able to make donations at all registers during check-out. Seahawks fans raised \$29,264. Visit cancer.org for more information.



BOEING CLASSIC
HOMETOWN CHARITY. WORLD-CLASS GOLF.

BOEING CLASSIC/RUMBLE AT THE RIDGE/GRAPES ON THE GREEN

The 2015 Boeing Classic was won by Billy Andrade. The tournament experienced a record crowd of 86,000 spectators which was supported by more than 1,000 volunteers.

Located on the 18th Green, the Seahawks Club features lounge areas, a sun deck, all-inclusive food and beverages, and photo opportunities with Seahawks Legends, the Sea Gals and Champions Tour professionals.

As the kickoff event of the Boeing Classic, the Seahawks Rumble at the Ridge brings together foursomes of sports fans with past and present Seattle stars to "tee it up" for charity under the challenging, championship conditions at TPC Snoqualmie Ridge. Participants are invited to the exclusive VIP Reception the night before the event at the waterfront home of the Seahawks at the Virginia Mason Athletic Center. Last year more than \$125,000 was raised. All proceeds from Rumble at the Ridge benefit the Benaroya Research Institute at Virginia Mason, Pete Carroll's "A Better Seattle" and additional programs supported by Virginia Mason.

Over last decade, the Boeing Classic has raised more than \$5 million for local charities.



HOMETOWN HUDDLE

All 32 NFL teams partner with their local United Way to focus on projects that help kid's lead healthy and successful lives in a league-wide day of community service.

On October 13, the Seahawks and United Way of King County hosted their Hometown Huddle at Dunlap Elementary School in Seattle. Seahawks players including QB Russell Wilson, C Will Pericak, C/G Kristjan Sokoli and G Mark Glowinski worked side-by-side with Seahawks staff and volunteers to prepare gardens, update the outdoor playground space, visit individual classrooms and launch United Way's "Fuel Your Future" program. Additional partners included PCL Construction, Seattle Tilth and Xome.

MAKE-A-WISH

Working with the Make-A-Wish Foundation of Alaska and Washington, the Seahawks fulfilled wishes for 13 children with life-threatening medical conditions in 2015. Over the years, the Seahawks have fulfilled 57 wishes.



SEAHAWKS *women's* ASSOCIATION

SEAHAWKS WOMEN'S ASSOCIATION

The Seahawks Women's Association is a 501c3 comprised of spouses and significant others of the Seahawks players, coaches and staff with a mission to participate in events that raise awareness for women and children in the community.

GAMEDAY GATE DRIVES

Seahawks Stuff the Bus gameday gate drive for Communities in Schools collected school supplies for more than 450 students at 10 Seattle Public Schools. The Tackle Hunger food drive generated food and cash to provide approximately 72,517 meals to those in need via Northwest Harvest. The U.S. Marines Toys for Tots program collected over 1,100 toys and more than \$26,000 in cash, double what was collected in 2014.

SAFeway SUPER MARKET SWEEPS

In partnership with Safeway, members of the Seahawks D-Line, including DE Cliff Avril and DE Michael Bennett participated in a game show format competition to raise money for local charities. The event was broadcast live on KCPQ.

- \$30,000 for Virginia Mason Nutrition and Fitness for Life
- \$20,000 for Hope Heart Institute
- \$10,000 for American Diabetes Association

SPIRIT OF 12 PARTNERS



As Spirit of 12 Partners, members of community-based nonprofits distribute the Seahawks Gameday Magazine, keeping 100 percent of the proceeds which are then matched by The

Paul G. Allen Family Foundation. In 2015, Spirit of 12 Partners raised \$342,236 and included the following: Boys & Girls Clubs Washington State, Camp Fire Snohomish County, Rainier Scholars, Treehouse and YMCA of Greater Seattle. This year's junior partners were Athletes for Kids and Sports in Schools.

In the 12-year history of the program, more than \$3.5 million dollars has been raised for the Spirit of 12 Partners. Over 12,000 volunteers have participated in the program distributing over 347,000 programs to Seahawks fans.

In 2015, the Puyallup Tribe of Indians donated \$550,000 to the Seattle Seahawks Spirit of 12 Partners. The donation benefited eight local charities who have served or are currently serving as a Seahawks Spirit of 12 Partners: Big Brothers Big Sisters, Boys & Girls Clubs of Washington State, Camp Fire of Snohomish County, Girl Scouts of Western Washington, Rainier Scholars, Special Olympics Washington, Treehouse, and YMCA of Greater Seattle.



Youth representing the Spirit of 12 Partners program distribute gameday programs. In the 12 years of the program, over \$3.5 million dollars have been donated to local nonprofits focused on the positive development of youth.



WE DAY SEATTLE

In 2013, Coach Carroll and A Better Seattle partnered with Free the Children co-founders, Marc and Craig Kielburger, to bring their signature youth program, We Day, to the U.S. and Seattle for the first time. Tied to a year-long We Schools program, We Day brings together hundreds of thousands of youth and educators with world-renowned speakers, cultural icons and musicians to celebrate the power of youth to create positive change. Students earn their way to We Day by completing one local and one global action on any issue of their choice. Since launching in Washington, We Day has now expanded to California, Minnesota and Illinois. Carroll and multiple Seahawks players annually join 15,000 students from around Washington State to participate in the inspirational event at KeyArena.

In 2015, 540 schools and groups were engaged in the program with more than 225,000 youth and 2,000 educator participants committed to making an impact both locally and globally. Since 2013, participants have made the following impacts.

- 1.2 million hours volunteered by We School participants
- \$778,000+ raised for local and global initiatives
- 440,670 pounds of food collected



A BETTER SEATTLE

Founded and led by Head Coach Pete Carroll, A Better Seattle (ABS), is an initiative working to reduce and prevent youth and gang violence in the greater Seattle area. ABS funds and supports the deployment of YMCA of Seattle's Alive & Free professional trained street outreach workers who serve youth impacted by gangs and violence in south King County. As of 2015, ABS has accomplished the following:

- Funding to hire 12 street outreach workers
- 3,102 visits with youth at home, school and in the community
- 525 youth served
- 70% of youth were successfully connected to services, including education and employment

Starbucks donated \$75,000 to ABS's job readiness program which teaches YMCA Alive & Free youth critical job skills through workshops, mentoring and job shadowing programs. Starbucks and its customers have contributed a total of \$200,000 to ABS since 2013. For more information visit ABetterSeattle.com

MILITARY SUPPORT



HEROES OF 12 SEAT PROGRAM

At every home game during the 2015 season, the team designated six camouflaged stadium seats to host and honor local military members.



CHANGE OF COMMAND

Since 2012, the Seattle Seahawks and USAA have annually honored a military unit with a "12" flag as the team's honored unit for the season. Last season, the Seahawks and USAA held a ceremony to transfer the team's honorary unit designation from the U.S. Coast Guard 13th District to the Marines Security Forces Battalion - Bangor. The Coast Guard hosted the event on base and the Seahawks' trademark "12" flag was transferred between the two units, signaling a "Change of Command."



MILITARY DAY AT SEAHAWKS TRAINING CAMP

The Seattle Seahawks and USAA, the Official Military Appreciation Sponsor of the Seahawks and the NFL, hosted more than 100 U.S. military members from Naval Base Kitsap-Bangor, U.S. Coast Guard Thirteenth District and Joint Base Lewis-McChord at practice on Tuesday, August 11. The service members watched practice and interacted with the players and coaches after practice.



SALUTE TO SERVICE MERCHANDISE DONATION

The team's retail locations offered a variety of "Salute to Service" merchandise throughout the month of November with a pledge to donate 10% of the sales to USO Northwest. More than \$33,518 was raised.



SALUTE TO SERVICE GAME/ MILITARY APPRECIATION

As part of Military Appreciation Day on November 15, Corporal Clayton Pitre, U.S. Marines, raised the 12 Flag prior to kickoff. He was one of the first African-Americans allowed to join the U.S. Marines in World War II and trained at the segregated Montford Point Base in North Carolina. As a member of Platoon 126, he participated in the 82-day Okinawa siege, the last major battle in the Pacific. In 2012, members of the Montford Point Marines were recognized with the Congressional Gold Medal. The 91 year-old Pitre has lived in Seattle for more than 60 years and is a long-time Seahawks fan.

During halftime of the Salute to Service game, the team recognized local veterans and representatives from the Puget Sound Honor Flight (PSHF), during an on-field presentation. PSHF transports WWII veterans from Western Washington to Washington D.C. for an opportunity to visit and reflect at national memorials dedicated to honor their service and sacrifices. The inaugural flight took place in the fall of 2013. As of today, more than 400 local veterans and their guardians have participated in 10 flights with more than 100 veterans still on a wait list. The Seahawks and USAA each contributed \$6,000 to fund 12 flights for local veterans, a total of \$12,000.

SUPPORTING THE 12s4Good

The people of the Pacific Northwest have a distinct sensibility about rallying around what is ours. Whether it is creating the best home field advantage in NFL or responding to needs in their communities, the 12s reflect this with a fierce loyalty to their fellow Northwesterners.

As an organization built around community, we honor that spirit by coming alongside fans in support of their efforts to do good deeds. Whether it is through an appearance, a call for support or a donation, our involvement can generate an even broader response, and serve as a center of gravity to attract additional resources.



Pete Carroll addresses members of the Marysville-Pilchuck H.S. football team following their practice at VMAC. The Seahawks hosted the football team to offer encouragement and support after a school shooting.



CenturyLink and the Seahawks challenged fans to share their personal stories of impacting their communities through the #12s4Good campaign in October. Liberty High School in Renton was selected for a surprise assembly for their support of breast cancer awareness activities.



12 TOUR

Seahawks players, Legends, members of the Sea Gals, Blue Thunder and team mascot Blitz participate in the 12 Tour each summer to thank fans throughout the Pacific Northwest. The team has made official stops in Bellingham, Centralia, Moses Lake, Pasco, Portland, Spokane, Tacoma, Vancouver B.C. and Yakima.



PENDLETON, OR

12 Flag is delivered by Bryson Bronson on Chinook at Pendleton Round-Up.



BARROW, AK

Seahawks LB Kevin Pierre-Louis greets fans in Barrow, AK after a brief dip in the Chukchi Sea as part of the 12 Tour stop in Alaska.



WENATCHEE, WA

Fans gather at Pybus Public Market in Wenatchee for 12 Flag ceremony.



CHELAN, WA

Members of the Sea Gals lead a dance workshop with young 12s at Don Morse Memorial Park near Chelan, WA.

WESTERN WASHINGTON WILDFIRE RELIEF

In less than two weeks, Seahawks fans donated more than \$250,000 at Safeway and Albertsons stores and \$32,000 at a Seahawks game, which was also matched by the Paul G. Allen Family Foundation, for a total of \$282,000 designated for charities that support the immediate relief and long-term recovery of those affected by wildfires in the Northwest.

#12s4Good

CenturyLink, Seattle Seahawks and Seahawks DE Cliff Avril invited fans to share stories of community service using hashtag #12s4Good for a chance to win prizes and to pay special recognition to 12s that are going above and beyond in the community.

Avril surprised students of Liberty High School in Renton with a pep rally to reward them for their fundraising efforts to benefit Wings of Karen, a local breast cancer survivor charity.

TASTE OF THE NFL/ FOOD LIFE LINE

Local Chef John Howie and Seahawks Legend Craig Terrill rallied 12s throughout the NFL season to raise \$88,693 for Food Lifeline. The effort earned the Seahawks a second place finish in the Kick Hunger Challenge as part of Taste of the NFL. The second place finish generated an additional \$5,000 prize to increase the total Food Lifeline donation to \$93,693.



Central Washington fire fighters pose with 12 Flag. The Seahawks, Q13, Safeway/Albertsons raised more than \$282,000 for central Washington Wildfire Relief.

BEN'S FUND

Ben's Fund was launched in 2012 by Seahawks Executive Vice President/General Manager John Schneider and his wife, Traci, in honor of their son, Ben, who was diagnosed with autism when he was three years old. Ben's Fund provides grants to families across Washington State to help cover costs associated with medical bills, therapies and numerous other aspects of supporting a child, or children, on the autism spectrum. Ben's Fund is managed in partnership with Families for Effective Autism Treatment (FEAT). Through Ben's Fund, more than 850 grants have already been given to families in the state of Washington.

BEN'S FUND/AUTISM AWARENESS RETAIL DONATION

The team designated 10% of sales for every regular priced hat and knit cap sold in April at Seahawks retail stores to Ben's Fund, in support of Autism Awareness Month in addition to accepting donations during check-out for a total of \$12,000.



PRIME TIME

Launched in 2012 by the Schneider's and the Seahawks Women's Association, Prime Time is a private event held each spring to raise money for Ben's Fund. The Schneider's fifth annual Prime Time celebrity waiter event raised more than \$675,000 for a total of nearly \$2 million to support Ben's Fund.




Seahawks Executive Vice President John Schneider and wife Traci, prior to Prime Time Celebrity Waiter event.



PAUL G. ALLEN

FOUNDER AND CHAIRMAN, VULCAN INC., AND CHAIRMAN SPORTS & ENTERTAINMENT



Mr. Allen's love of football began as a boy when his dad would take him to games at Husky Stadium. The Seahawks moved to Anaheim in 1996 and Paul was asked by community leaders to step in and help keep the Seahawks in Seattle. In 1997, Paul purchased the Seahawks after a public-private partnership was crafted and approved by Washington state voters to build a new stadium, which turned out to be the loudest in the nation. With the 12s All In, the Seahawks transformed that championship dream into reality in February 2014, winning Super Bowl XLVIII. "As an owner who was born and raised here, it's a very special moment and the fulfillment of a dream, not just for me, but for everyone on the team," Mr. Allen told thousands of cheering fans after the Seahawks' 43-8 Super Bowl victory over the Denver Broncos. And just one year later, in Super Bowl XLIX, the Seahawks came within one play of winning it all again. In addition to owning the Seahawks, Mr. Allen is the owner of the NBA's Portland Trailblazers and a co-owner of the Seattle Sounders FC. Mr. Allen established himself as an innovator and entrepreneur as a teenager, launching his first programming business while still in high school. A few years later, as the idea man and original technologist behind Microsoft, Mr. Allen helped pioneer the PC software industry – a development that ultimately enabled billions

of people to use computers for the first time. In the decades since, Mr. Allen has used his wealth to tackle a wide range of challenges, and to expand the horizons of human knowledge. For example, since 2003, Mr. Allen has invested more than \$525 million in brain research, primarily through the Allen Institute for Brain Science. More recently, he also launched the Allen Institute for Cell Science and the Allen Institute for Artificial Intelligence. Other philanthropic efforts include programs to disrupt climate change, improve ocean health, save animals from extinction and support the arts, among other endeavors. In recognition of Mr. Allen's broad philanthropy, as well as his leadership in fighting the 2014 Ebola epidemic in West Africa, the Carnegie Corporation awarded him its prestigious Carnegie Medal of Philanthropy in 2015. "We live in an age of big challenges," Mr. Allen said. "But I choose optimism. With the right team, anything is possible."



JODY ALLEN

VICE-CHAIR OF FIRST & GOAL INC.



As the Vice-chair of First & Goal – the company that oversees the Seahawks’ operations – Jody Allen understands the team’s tremendous impact on Seattle first-hand – not just economically, but as a powerful catalyst for civic pride. Recognizing this impact early on, she helped negotiate and lead the public-private partnership that built CenturyLink Field, now considered one of the finest stadiums in the NFL.

While Ms. Allen continues to champion the Seahawks, her interests and leadership extend well beyond the football field. As a philanthropist with an intense passion for conservation, she has dedicated herself to protecting marine life, fighting the trafficking of endangered species and saving Africa’s elephants from extinction. In this spirit, Ms. Allen recently launched the WildLives Foundation, a non-profit organization dedicated to wildlife conservation and other philanthropic initiatives.

For more than two decades, Ms. Allen served as CEO of Vulcan Inc. – the company she co-founded with her brother Paul G. Allen – and ran Vulcan Productions, whose award-winning videos, digital content and documentaries often explore social or environmental issues. She was also instrumental in launching The Paul G. Allen Family Foundation, and currently serves as President of the Board of EMP – Seattle’s critically acclaimed museum of popular culture – and as President of the Board of the Allen Institute for Brain Science.

Ms. Allen also has a deep love for education and the arts, and has served on the boards of ArtsFund, the Theatre Communications Group, the University of Washington Foundation, the Museum of Glass, the Los Angeles International Film Festival and the Oregon Shakespeare Festival. She also continues to oversee the Seahawks Charitable Foundation, which helps young people grow stronger – physically, intellectually, socially and emotionally – by giving them more opportunities to participate in sports.



SEATTLE SEAHAWKS BOARD OF DIRECTORS



PAUL G. ALLEN
Chairman, Vulcan Sports &
Entertainment



JODY ALLEN
Vice-Chair of First & Goal, Inc.



BERT KOLDE
Vulcan Inc.

SEAHAWKS AMBASSADORS

In 2009, the Seahawks formed a group of team ambassadors. This group has a close and personal affiliation with the franchise linking the past with the present. The members advise Seahawks ownership and management as to the direction of the franchise as it relates to the fans and the community. Current members are Seahawks Ring of Honor members Jacob Green, Cortez Kennedy and Steve Largent. John Nordstrom also serves as an ambassador and is a family member of the Seahawks original ownership group. Gary Wright, a well-respected member of Seahawks management for 32 years (1976-2009), was added in 2012.



PETER MCLOUGHLIN

**PRESIDENT - SEAHAWKS AND FIRST & GOAL, INC.
CEO - VULCAN SPORTS AND ENTERTAINMENT**



Named president of the Seattle Seahawks and First & Goal, Inc. on September 23, 2010, Peter McLoughlin is responsible for all financial and business operations, sales and marketing, sponsorship, and administration of the Seahawks. Additionally, as president of First & Goal, Inc., McLoughlin directs the management of CenturyLink Field, CenturyLink Field Event Center and WaMu Theater. He is the club's chief representative at NFL owners meetings and also serves on NFL committees for business ventures, digital media, stadium security and fan behavior.

In the fall of 2012, McLoughlin added the responsibility of the Portland Trail Blazers and Moda Center when Paul G. Allen named him CEO of Vulcan Sports and Entertainment. In this expanded role, McLoughlin has oversight of business operations for the Trail Blazers and Moda Center, while serving as an Alternate Governor for the Trail Blazers and representing the franchise at NBA owners meetings.

In McLoughlin's sixth season with Seattle, the Seahawks reached the playoffs for the fourth-consecutive year after Super Bowl appearances in 2013 and 2014. The Seahawks won their first NFL title in Super Bowl XLVIII. The club has matched that success in the box office by ending the 2015 season with 113-consecutive sellouts. This offseason, McLoughlin showed his commitment to Seahawks fans by redistributing thousands of sea-

son tickets from ticket brokers to fans for the second year in a row. The Seahawks have recaptured more than 5,300 broker tickets since the conclusion of the 2014 season. The decision allows the club to sell more tickets to the Blue Pride wait list and make additional single-game tickets available to Seahawks fans. For the 2016 season, the Seahawks posted a 99.5% season ticket renewal rate while selling 61,000 season tickets. The club's 12,000 member Blue Pride wait list has reached its limit and currently has more than 60,000 fans on the Blue Pride notification list.

McLoughlin's vision of a fan-friendly environment at CenturyLink Field has led to significant upgrades in recent years. In 2014, the Seahawks worked with Verizon to make significant enhancements to the wireless network at the stadium to provide fans with free open access to Wi-Fi. In 2015, the Seahawks created the Toyota Fan Deck, which added 1,000 padded seats in two new seating sections in the south end upper level. The fan deck features a partially covered open air viewing and gathering area, and an enhanced 12 Flag raising experience. This past offseason, the Seahawks remodeled the Gary Wright Press Box, added four new premium suites, and renovated the Delta Sky 360 Club. The Seahawks also installed a High Definition LED board below the upper bowl to display greater content inside CenturyLink Field.

In 2013, the team doubled the stadium Pro Shop to 7,400 square feet of floor space and added 30 points of sale to offer fans more choices in Seahawks apparel and novelty items with faster service through mobile checkouts. Since 2011, the Seahawks have also opened three additional retail locations in downtown Seattle, Renton Landing, and in the Alderwood Mall.

McLoughlin was instrumental in the successful re-design of the team's uniform in 2012 with Nike. Seattle and Nike teamed up to alter the team's color scheme and jersey make-up, focusing on the team's fan base, the 12s, and its Pacific Northwest heritage. Last year, the Seahawks ranked first in the NFL in overall merchandise sales for the third-consecutive year, including six of the top-50 jersey sales (Wilson-3, Sherman-14, Lynch-15, Graham-22, Chancellor-40, Thomas-50). Prior to 2013, no Seahawks jersey had been ranked in the top-10 since the league began collecting data in 2001.

Since joining the Seahawks, McLoughlin

and his team have negotiated multi-year partnership agreements with American Express, Anheuser-Busch, American Family Insurance, Boeing, CenturyLink, Delta Air Lines, Microsoft, Starbucks, Toyota and Verizon.

The Seahawks local television ratings have increased 101% since 2011, the largest increase in the NFL. In 2015, the Seahawks ranked second in the NFL with an average of 43.5 local household rating while more than 770,000 households tuned to Seahawks games.

It is with fan engagement as a top priority that McLoughlin established a Fan Advisory Council in 2013. A group of 12 season ticket holders meet quarterly with McLoughlin and Seahawks executives to provide an open dialogue, sharing their thoughts and ideas in the evaluation and enhancement of the overall Seahawks fan experience. It is this commitment to the fans that helped Seattle rank no. 1 in the NFL in the 2013 Voice of the Fan Survey and Fan Experience Expert Review.

In an effort to continually enhance fan safety, McLoughlin launched a program to employ undercover law enforcement officers wearing opposing team jerseys on game day. In recent years, the Seahawks have also added to their already comprehensive safety plans with additional measures such as hand held metal detectors and the NFL bag policy. In 2016, the Seahawks will introduce walk through metal detectors for added security and to expedite entry.

He has also continued the initiative for stadium sustainability since his arrival. A solar array of 3,750 panels was installed on the roof of the CenturyLink Field Event Center that reduces annual utility costs by 21%, in addition to water and waste conservation efforts that reduce the effect on the environment. In 2015, FGI recycled or composted 96.5% of all facility waste with more than 1,313 tons of materials diverted from the landfill. Waste tracking began in 2006 when the facility recorded a diversion rate of 4.66%.

McLoughlin represents Paul Allen's ownership interest in the Seattle Sounders FC. This past February, McLoughlin successfully negotiated a long-term stadium use agreement with the Sounders to keep the Rave Green at CenturyLink Field through 2028.

Before moving to Seattle, McLoughlin served as chief executive officer of the St. Louis Blues Enterprises from 2006-10. As CEO, he oversaw all business operations of the NHL Blues and Scottrade Center including sales, marketing and finance. During his tenure in St. Louis, the Blues achieved significant increases in revenue, season-ticket holders, sponsorship



sales and a dramatic re-connection with Blues fans.

McLoughlin negotiated the arena naming rights agreement with Scottrade, a St. Louis-based investment firm, in time for the start of the 2006-07 NHL season. In addition, he negotiated a long-term extension with Fox Sports Network for Blues TV rights.

For 21 years prior to joining the Blues, McLoughlin served in a variety of executive roles at Anheuser-Busch. From 1998 to 2006, McLoughlin was vice president of corporate media and served as an officer of the company. He negotiated media agreements with television networks that included category exclusivity in 15 Super Bowls, 10 Olympics and dominant presence in MLB, NBA, NFL, NHL, NCAA and World Cup soccer telecasts. In addition, McLoughlin led negotiations for beer sponsorship of more than 80% of U.S. professional sports teams and stadiums, as well as league partnerships.

McLoughlin began his professional career at NBC Sports. From July 1979 to March 1984, he served as a senior unit manager at NBC Sports, where he managed production budgets and supervised on-site production of network programming. From March 1984 to October 1985, McLoughlin worked in NBC Sports Sales.

A graduate of Harvard University, he and his wife, Kelly, reside in Seattle.

JOHN SCHNEIDER

EXECUTIVE VP/GENERAL MANAGER



John Schneider enters his seventh season as General Manager of the Seattle Seahawks, having been named to the position January 19, 2010. Schneider added the distinction of Executive Vice President in 2013. In his role, he manages all aspects of the Seahawks roster and draft process while working collaboratively with Pete Carroll in all facets of the football operations department. Schneider begins his 24th season working in the professional ranks.

Schneider's philosophy is one primarily focused on building through the draft while making strategic acquisitions via trade and free agency that foster a competitive culture through a mix of youthful playmakers and veteran leadership. He continues to build and maintain a younger roster that breeds a sustained winning atmosphere. The signs of that philosophy have been evident during his first six years in a leading role, advancing to the Divisional Playoffs or better five times. He has constructed a team that appeared in back-to-back Super Bowls and won Super Bowl XLVIII, the first NFL title in franchise history. The 2013 championship was won with the youngest 53-man roster to ever win a Super Bowl. He was named Sports Illustrated's Executive of the Year for 2012 after the Seahawks made the playoffs and just missed playing for the NFC Championship.

Schneider has continued to turn the roster over since 2010, totaling more than 1,300 transactions through the end of the 2015 sea-

son, helping to cultivate depth on one of the NFL's most talented rosters.

He has also made wise decisions in extending the contracts of core players such as Cliff Avril, Doug Baldwin, Michael Bennett, Kam Chancellor, Jermaine Kearse, Jeremy Lane, Ahtyba Rubin, Richard Sherman, Earl Thomas, Bobby Wagner, Russell Wilson and K.J. Wright assuring continuity to the core of the roster while rewarding players for their commitment and performance.

He has shown a willingness and creativity to acquire extra draft picks and young talent via trade and free agency. Presented with two of the top 14 picks in the 2010 NFL Draft, he was able to acquire what many considered the best tackle prospect in two-time Pro Bowler Russell Okung and a starting free safety with the selection of the three-time, first-team All Pro Thomas.

Without a Pro Bowl selection on the roster from 2009-10, Schneider's roster has seen 13 different players selected from 2011-15: Thomas (5), Chancellor (4), Marshawn Lynch (4), Wilson (4), Sherman (3), Okung (2), Max Unger (2), Wagner (2), Bennett, Brandon Browner, Tyler Lockett, Michael Robinson and Leon Washington. His roster has also included 10 first-team All Pro selections since 2012. All of these players, except Unger, were added via draft, trade and free agency after Schneider took over.

Before joining the Seahawks, Schneider produced eight successful seasons with the Green Bay Packers. Originally joining the Packers March 1, 2002, as a personnel analyst to the general manager, he was promoted in May of 2008 to director of football operations. In his role, Schneider served as strategic counsel to General Manager Ted Thompson, addressing and evaluating the needs of the team in both free agency and in the draft while incorporating long-range planning processes that examined the Packers' roster, as well as the rosters of all NFL teams.

Before rejoining the Packers in 2002, he spent three seasons with the Kansas City Chiefs (1997-99), one year with the Seahawks (2000) and a year with the Washington Redskins (2001) as vice president of player personnel.

Schneider, a native of De Pere, Wis., first learned the tools of his trade with the Packers, beginning as an intern during the summer of 1992 under then-Executive Vice President/General Manager Ron Wolf. After graduating from the University of St. Thomas in St. Paul, Minn., Schneider returned to Green Bay, serving as pro personnel assistant for four years



(1993-96) and played an integral role in the signing of several free agents who would help make up the team that won Super Bowl XXXI in New Orleans.

Schneider moved on to the Kansas City Chiefs in 1997 as director of pro personnel. It was in Kansas City that Schneider first worked with Marty Schottenheimer, whom he would later join in Washington. With the Chiefs, Schneider oversaw the scouting of all players with pro playing experience, including NFL Europe and the CFL, as well as the NFL. He also conducted advance scouting of all Kansas City opponents and was responsible for free agent acquisition.

In 2000, he subsequently signed on as director of player personnel for the Seahawks, joining Thompson and Mike Holmgren, with whom he had worked in Green Bay.

Schneider joined Schottenheimer with the Redskins in 2001 as vice president of player personnel, overseeing all aspects of the player personnel department, including college scouting, the college draft, pro scouting, free agency and day-to-day player personnel evaluations and operations. His duties includ-

ed assembling and managing Washington's scouting staff, a process which involved the hiring of 15 personnel staff members and implementation of a new scouting system. In his role, Schneider advised Schottenheimer on all personnel matters.

In 2012, John and his wife Traci launched "Ben's Fund" in partnership with Families for Effective Autism Treatment (FEAT) of Washington. Named after their oldest son, "Ben's Fund" provides grants to families in order to help cover costs associated with medical bills, therapies and numerous other aspects of supporting a child, or children, on the autism spectrum. With the support of team and community, they have partnered to raise nearly \$2 million for "Ben's Fund" in five short years.

Schneider earned a degree in history and also studied education at St. Thomas, playing football for one year before a shoulder injury cut short his career.

Born May 25, 1971, Schneider attended De Pere's Abbot Pennings High School and finished as one of the school's all-time leading rushers. He and Traci have two sons, Ben, 14, and Jack, 12.

CHUCK ARNOLD

CHIEF OPERATING OFFICER



Chuck Arnold is in his 23rd season with the organization. Arnold is responsible for increasing revenue across Corporate Partnerships, Ticketing, Suites, and Retail, while overseeing the management of Marketing, Game Presentation, Com-

munity Relations, Fan Development, and Stadium Operations. Throughout his time with the Seahawks, the team has set franchise records for new season tickets sold, overall season ticket base, average attendance and group sales. For the third-consecutive year in 2016, Seattle posted a 99% season ticket renewal rate. Entering this season, the team has sold out 113 consecutive games, has 12,000 members on the team's Blue Pride season ticket wait list and more than 60,000 on the Blue Pride notification list. During his time as COO, the Seahawks corporate partnership team has posted a 35% increase in revenue from 2013-15. The club has sold out suites since 2013 in addition to seeing a 43% increase in revenue. CenturyLink Field continues to be one of the toughest places for opposing teams to play and one of the best in-stadium fan experiences in the NFL, with the gameday atmosphere and crowd energy level ranking #1 overall in the NFL Voice of the Fan study. Beyond Seahawks gamedays, CenturyLink Field remains among the top 3 busiest stadiums in the NFL with over 2.1 million annual visitors. The Seahawks maintain the 5th largest fan base in the NFL, according to the latest ESPN Sports Poll, with a loyal following of 10.4 million fans across the United States. The Seahawks brand continues to be one of the strongest in professional sports, both locally and nationally, holding a Top 5 NFL ranking in broadcast ratings, web visitors and social engagement. Arnold has played a crucial role in retail achievements, leading the team of Seattle officials that collaborated with Nike in the successful redesign of the team's new uniform which debuted in 2012. The Seahawks ranked No. 1 in the NFL in overall merchandise sales for the third-consecutive year and has nearly tripled revenue growth since 2013. The club opened its fourth permanent Pro Shop location in 2015. Arnold began his professional career as an intern in the Seahawks public relations department before joining the team's ticket sales department as an account executive from 1994-96. He was promoted to director of ticket operations from 1997-2000, before adding the title of director of ticket sales and service from 2001-09 and becoming vice president of sales & marketing

from 2010-13. Arnold was also instrumental in the efforts to build grassroots support for the construction of CenturyLink Field. He was then responsible for coordinating the relocation efforts from the Kingdome to Husky Stadium to CenturyLink Field. He was among the Puget Sound Business Journal's 40 Under 40 recipients in 2010 and was named Ticket Executive of the Year by Major League Soccer in 2009 and 2010 when the Seahawks aided the Seattle Sounders FC in its business operations from 2009-14. Arnold earned a degree in Sports Management from Washington State University. He resides in Newcastle, Wash., with his wife, Jana, and two children, Charlie and Jordan.

KAREN SPENCER

CHIEF FINANCIAL OFFICER SEAHAWKS AND FIRST & GOAL



Karen Spencer is responsible for the financial oversight of the Seahawks and First & Goal Inc. She is charged with establishing budgets, forecasting and managing cash flow. She also oversees the teams' financial reporting and analy-

sis as well as technology departments. Spencer represents the club at NFL owners meetings alongside President Peter McLoughlin. She also serves as treasurer on the Seattle Seahawks Charitable Foundation and the Seattle Seahawks Women's Association. Spencer originally joined the Seahawks in 1991 as a staff accountant and was promoted to her current position in May 2009. In 1990, Spencer was loaned to the Seahawks from the public accounting firm Arthur Andersen & Company to assist in the Seahawks accounting department before being hired full time the following year. Promoted to controller in 1997, Spencer was promoted to Finance Director of the Seahawks in 2003 and added the same responsibility for First & Goal Inc., in 2005. Was selected to attend the Inaugural Stanford Executive Education NFL Program for Managers in 2003. In 2015, Spencer was named one of Sports Business Journal's Game Changers, women who are recognized for making their mark in the Sports Industry. Spencer grew up in the North Seattle area before moving overseas where she lived in Tehran, Iran, from 1974-78. She returned to the states and graduated from Seattle's Nathan Hale High School at the age of 16. Went on to earn a B.A. in Accounting from Seattle University. She lives in Maple Valley, Wash., along the Cedar River with her husband Phil, and their dogs.

CINDY KELLEY

SENIOR VP HUMAN RESOURCES & ADMINISTRATION



Entering her 34th season with the club, Cindy Kelley was promoted to senior vice president in 2015. She served as vice president since 2011, after spending 13 seasons as Director of Human Resources. She oversees this area for both the Seahawks and First & Goal, Inc. She began her career in 1983 in the finance department before managing the daily operation of the Kirkland office facility in the 1990s. Kelley is responsible for developing and establishing policies and objectives for all phases of human resources and administration functions in accordance with objectives of organization including: policies and procedures, recruiting, benefits, compliance, training, compensation, labor relations, employee relations/services, performance management, safety, and strategic planning. She also oversees corporate hospitality, security, facilities and food services. Born in Wichita, Kan., she is a graduate of Interlake High in Bellevue and earned her degree in communications from Washington State University.

DAVE PEARSON

SENIOR VP COMMUNICATIONS, BROADCASTING & WEB CONTENT



Dave Pearson, in his 28th NFL season and 19th with the Seahawks, was promoted to senior vice president of communications, broadcasting and web content in 2015. Originally joining the Seahawks as director of public relations in 1998, he added the day-to-day oversight of the team's broadcast department in 2004. He was promoted to vice president of communications and broadcasting on April 29, 2008. Pearson is responsible for managing the public image and overall communications strategy for the Seahawks while serving as the liaison for local and national media outlets and broadcast part-

ners. He also oversees all radio broadcasts, preseason telecasts, team-produced radio and television shows, publications and website content. As vice president, he also assumes various responsibilities revolving around game day operations at CenturyLink Field. Under his direction, Seattle's communications department has been nominated by the Pro Football Writers of America for the coveted Pete Rozelle Award six times and won the award in 2007. The teams' broadcasting department has won eight Northwest Region Emmy Awards. After beginning his career in 1989 as an intern in the Seahawks public relations department, the Tacoma, Wash., native worked for the Houston Oilers two seasons (1990-91). From 1992-93 he was the assistant PR director for the Los Angeles Rams before returning to Houston as PR director prior to the 1994 season where he would help manage the team's transition to Tennessee. Pearson earned a degree in media relations and interpersonal communications from Pacific Lutheran University. He and his wife, Beth, have two children, Allie and Chase, and reside in Mill Creek.

JEFF DUNN

VP BUSINESS STRATEGY & ANALYTICS



Entering his fourth season with the Seahawks, Jeff Dunn was promoted to Vice President of Business Strategy & Analytics in June 2014, reporting to the CFO. In this role, he provides strategic and analytical support to each department of the Seahawks business operations. He also leads special strategic initiatives including the addition of 1,000 new seats in the Toyota Fan Deck in 2015 and the creation of four new premium suites for the 2016 season. Dunn is on the Board of Trustees of Make-A-Wish Alaska & Washington and has served on the Board of Directors of the Portland Trail Blazers since 2011. Prior to joining the Seahawks, Dunn worked in the private equity investment group of Vulcan Capital for nine years. After graduating from the McIntire School of Commerce at the University of Virginia in 2001, he started his career as an investment banking analyst with Greenhill & Co. in New York City. He resides in Mercer Island with his wife, Dawn, and two children, Emily and Luke.

MIKE FLOOD

VP COMMUNITY RELATIONS



Mike Flood joined the Seahawks on July 1, 1997. He helped spearhead the state-wide campaign that resulted in the passage of Referendum 48 to build the new football/soccer stadium and exhibition complex. A Seattle native, Mike received

a B.A. in Industrial Education from Washington State University and a Master's Degree in Education from the University of North Carolina. He owned and operated Western Flyer Air Service, an agricultural flying service in Fort Scott, Kansas. He served as a pilot and civil engineering officer in the Coast Guard flying C130s, Dassault Falcon jets, and H60 Jayhawk helicopters. He managed Public Relations, Finance and Administration during tours in New York, Florida, North Carolina, Alaska and Oregon. From 1994-96 he was the Air/Sea Rescue Operations Officer for coastal Oregon and Washington. Flood retired as a Commander in 1996 after 20 years in the service. He and his wife Marty, have a son, Dan, and a daughter, Shannon. Mike serves on the boards of the USO Northwest, Camp Patriot, Association of Washington Generals, King County Municipal League, City Club Seattle, and the WSU Marketing Committee. In 2012, Flood was awarded the Outstanding Service to Veterans award from the Washington Department of Veterans Affairs, and in 2013 the "I Care About Kids" award from Mentoring Works Washington.

ED GOINES

GENERAL COUNSEL & VP GOVERNMENT AFFAIRS



Ed Goines enters his third season as the Seahawks General Counsel and Vice President, Government Affairs. Goines administers the corporate legal affairs for the Seahawks and First & Goal/CenturyLink Field and is responsible for man-

aging the organization's government relations strategy and policies. Goines joined the Seahawks after working most recently as assistant chief counsel for Disney Interactive/The Walt

Disney Company. Prior to his time at Disney, he served five years as general counsel and vice president of business affairs for the San Francisco 49ers from 2001-2007, including one year as a legal consultant to the 49ers. Prior to the 49ers, his work in the entertainment and sports fields included serving as in-house legal counsel for Major League Soccer, Ticketmaster and Mattel. Goines began his law career as an associate in the Los Angeles office of the national law firm, Baker & Hostetler. A graduate of University of California, Berkeley, School of Law in 1992, he obtained a bachelor's degree from Stanford University in 1988. Goines was born and raised in Hot Springs, Arkansas.

MAURICE KELLY

VP PLAYER ENGAGEMENT



Maurice Kelly begins his second season as vice president of player engagement. In his role, Kelly is responsible for providing club personnel, players and families with programs that foster personal and professional growth while serving as a conduit

between players and management. Kelly has been responsible for developing programs designed to assist players in making a smooth transition into and out of professional football in such areas as financial education, career internship programs, continuing education, community outreach initiatives, player insurance/benefit management and relocation. Kelly originally joined the Seahawks administrative team in 2005 as director of player development and was later promoted to senior director in 2012. A former player, he played two seasons in the NFL, both with the Seahawks from 2000-01. Played in 24 games with three starts as a safety. Before joining the NFL, Kelly was a standout safety in the CFL as a three-time all-star (1997-99), including All-CFL in 1999. Married to wife, Dionne. They have a son, Miles.

JEFF RICHARDS

VP MARKETING



Jeff Richards begins his first season as the Seattle Seahawks Vice President of Marketing. Richards is responsible for growing, evolving and communicating the Seahawks brand, as well as developing data-driven fan engage-

ment strategies to help internal and external partners connect with the NFL's fifth-largest fan base (2015 ESPN Sports Poll). His oversight in the area of fan engagement not only includes marketing and design, but also game day presentation and entertainment, production services, fan development and marketing through digital media. Since joining the Seahawks, Richards has been instrumental in the brand development of '12s' and 'We Are 12' as it relates to the Seahawks fan base. He has also helped shape and lead fan experiences that include the Super Bowl XLVIII parade, NFL Kickoff 2014 and the Experience Music Project's "We Are 12" exhibit. Before joining the Seahawks as director of marketing in 2011, Richards was the corporate and consumer marketing manager for Bensussen, Deutsch & Associates (Woodinville, Wash.) from 2008-11. From 2005-08, he served as marketing manager for the Seattle Mariners and helped drive the teams fan experience and event management, overseeing an array of events that included Mariners FanFest. He also contributed in areas of brand strategy, game presentation and project management while earning the 2007 President's Award for outstanding achievement and service to the Mariners. Richards began his career at his Alma Mater of Seattle Pacific University as director of promotions and game day programming before working as a ticket office assistant in the athletics department at the University of Washington. After graduating with a Bachelor of Arts in Psychology, while minoring in Business Administration, he earned a Master of Sports Administration degree from Seattle Pacific. Richards and his wife, Stephanie, have two children, son Bennett and daughter Blakely. They live in Issaquah.

AMY SPRANGERS

VP CORPORATE PARTNERSHIPS & SUITES



Amy Sprangers is in her 16th season with the Seahawks and third as Vice President of Corporate Partnerships and Suites. In her role, she is responsible for leading all revenue generation across sponsorship sales, local media rights

and suite sales with the objective to deliver exceptional programs that measurably grow the team's business and the business of its partners. Amy has a proven track record of fostering key corporate relationships. Under her leadership, she provided the foundation by which the Seahawks were able to drive revenues, increase sell-through rates and build strong partnerships. Sprangers began her Seahawks career in 2001 as a corporate sales manager in the corporate partnership department, transitioned to the suite department as a manager in 2004 and director prior to the 2005 season. A Seattle native, she is a graduate from the University of Washington with a degree in speech communications. Amy and her husband, Todd, live in Seattle with their four children, Peyton, Jake, Sydney, and Sloane.

CHIP SUTTLES

VP TECHNOLOGY



Chip Suttles begins his fifth season with the Seahawks as Vice President of Technology. He is the voice in guiding the values and mission for the technology needs of the Seahawks and First & Goal Inc. He is responsible for align-

ing technology vision with the overall business strategy of the organization and increasing the performance of the organization by modernizing technology to improve the customer experience and drive increased revenue. His areas of focus include maintaining &

optimizing the IT infrastructure, upgrading stadium technology, supporting player performance analytics, developing CRM systems and enhancing the organizations' websites and social media platforms. Suttles joined the Seahawks after working most recently for the Vancouver Canucks in 2010-11 as Director of Technology. Prior to his two seasons with the Canucks, Suttles worked as the Director of Broadcast Integration for the Vancouver Organizing Committee for the 2010 Olympic and Paralympic Winter Games (VANOC). Working with VANOC marked Suttles' fourth time participating in the Olympic Games; he had previously served in various technology roles in support of the Olympic Games in Torino, Salt Lake City and Atlanta. Suttles and his wife, Lauren, have two sons and a daughter. He enjoys participating in a variety of recreational sports and serves on the local youth football committee.

DAVID YOUNG

VP OPERATIONS/GENERAL MANAGER CENTURYLINK FIELD



David Young joined the Seahawks family as Vice President of Operations/General Manager of CenturyLink Field in February 2015. In his position, Young oversees and directs all CenturyLink Field, CenturyLink Field Event Center and theatre operations for the Seahawks and First & Goal Inc., which host approximately 150 events and more than 2,000,000 guests annually. Young rejoined the organization after working as the Vice President of Stadium Operations with the Kansas City Chiefs from 2010-14. Prior to his time with the Chiefs, he spent six years with the Seattle Seahawks and First & Goal Inc. (2004-10) as the Assistant General Manager and Director of Guest Services. Before joining First & Goal Inc., Young worked for the Walt Disney Company as the Operations Manager at Walt Disney World in Florida. The Woodland, Wash. native attended the University of Washington and is married to his wife, Ali.

atre operations for the Seahawks and First & Goal Inc., which host approximately 150 events and more than 2,000,000 guests annually. Young rejoined the organization after working as the Vice President of Stadium Operations with the Kansas City Chiefs from 2010-14. Prior to his time with the Chiefs, he spent six years with the Seattle Seahawks and First & Goal Inc. (2004-10) as the Assistant General Manager and Director of Guest Services. Before joining First & Goal Inc., Young worked for the Walt Disney Company as the Operations Manager at Walt Disney World in Florida. The Woodland, Wash. native attended the University of Washington and is married to his wife, Ali.

SCOTT FITTERER

CO-DIRECTOR PLAYER PERSONNEL



Scott Fitterer begins his second season as co-director of player personnel. Originally joining the Seahawks' staff on June 25, 2001, as an area scout, he recently served 2011-14 as the club's director of college scouting. In his current role, Fitterer

works collaboratively with Trent Kirchner in directing both the college scouting and pro personnel departments to manage and strengthen all aspects of the Seahawks roster. As the director of college scouting he coordinated the Seahawks' entire scouting operation and compiled all of the college scouting information required to set the draft board. He is responsible for the evaluation of all draft eligible players nationally, oversight of the Seahawks college scouting staff and works closely with GM John Schneider and the Seahawks coaching staff regarding the NFL Draft and college free agency. Before joining Seattle, spent three seasons with the New York Giants, 1998-99, as a part-time scout before being assigned to the West Coast region for the 2000 season. Was a 1995 draft pick of the Toronto Blue Jays and spent three years in the Blue Jays system (1995-97) before his career ended due to three shoulder surgeries. Was a two-sport athlete in college, playing quarterback in football and pitcher in baseball at UCLA (1992-94) and LSU (1994-95). In 1998, Fitterer returned to UCLA to earn his undergraduate degree in history. Born in Seattle, he is a graduate of Kennedy High School in Seattle. Scott, his wife Cherish, daughter Ella, and son Cole live in Sammamish, Wash.

TRENT KIRCHNER**CO-DIRECTOR
PLAYER PERSONNEL**

Trent Kirchner begins his second season as co-director of player personnel after spending two seasons as the Seahawks pro personnel director. He works collaboratively with Scott Fitterer in directing both the college scouting and pro personnel departments to manage and strengthen all aspects of the Seahawks roster. In his previous role as pro personnel director, he oversaw NFL free agency, the advance scouting of Seahawks' upcoming opponents, evaluation of NFL practice squads, as well as the scouting of all professional leagues including the Canadian Football League and the Arena Football Leagues. During the season he coordinated free agent tryouts, monitored NFL transactions and assisted in the recruiting and signing of all free agent players. Since the 2010 season, Kirchner and the pro scouting staff have made more than 1,300 player transactions to help form one of the youngest rosters in the NFL. Kirchner and the pro scouting staff played integral roles in the trades of Marshawn Lynch and Jimmy Graham. In addition, they were central to the unrestricted free agent acquisitions Michael Bennett and Cliff Avril – both of whom played key roles in helping Seattle win Super Bowl XLVIII, the first title in team history. Kirchner originally joined the Seahawks as assistant director of pro personnel on February 5, 2010. Before joining Seattle, Kirchner played an important role in helping turn the Panthers around from a 1-15 record to Super Bowl XXXVIII participants in just two years through key free agent acquisitions such as Jake Delhomme and Stephen Davis. Kirchner spent eight seasons in Carolina as a pro scout where they had one Super Bowl appearance, two conference championship appearances and won two division titles. Before his time with the Panthers, he spent one year as the college scouting coordinator for the Washington Redskins. During his senior year in college (spring of 2000) he volunteered with the Kansas City Chiefs at the NFL Scouting Combine in Indianapolis. From there, he joined the Seahawks as an intern splitting time between the public relations and college scouting departments. He also interned with the Minnesota Twins in 1999. A native of Minnesota, he graduated with a degree in business management from St. John's (Minn.) University, where he played quarterback for two years. Trent and his wife, Jessica, have two sons, Carter and Landon.

ED DODDS**SENIOR PERSONNEL EXECUTIVE**

Ed Dodds begins his 10th season with the Seahawks and second as senior personnel executive. After serving one season as a national scout, Dodds was promoted to his current position in 2015 where he helps evaluate both college and pro talent to help strengthen and build Seattle's young roster. Dodds spent eight seasons in Seattle's college scouting department after serving in the pro personnel department in 2007. As a national scout in 2014, he continued to search the south central region while taking on an expanded role of cross checking other regions. Entering his 13th season in the NFL, Dodds joined the Seahawks in May 2007, after spending his first four seasons with the Oakland Raiders. Dodds joined the Raiders after earning a degree in business marketing from Texas A&M-Kingsville. He was a student coach at Texas A&M-Kingsville from 2000-03, serving one year as quality control assistant for the offense, then handling quality control on defense for two seasons. He was a four-year starter at H.M. King High School in Kingsville, Texas, where he was a three-year all-district pick at guard and linebacker earning an invitation to the South Texas Shriners East-West All Star Classic in 1998. Dodds is a U.S. Coast Guard licensed captain. Resides in Bellevue, Wash.

DAN MORGAN**DIRECTOR PRO PERSONNEL**

Dan Morgan enters his sixth season with the Seahawks and second as director of pro personnel. Morgan helps direct a pro personnel department that scouts future Seahawks opponents and assess talent in all professional leagues including the NFL, the Canadian Football League and the Arena Football League. He will coordinate free agent visits, tryouts, and monitor NFL transactions. A former 11th overall selection in the 2001 NFL Draft by Carolina, Morgan started all 59 games played in seven seasons at linebacker for the Panthers. He helped lead the Panthers to a Super Bowl

XXXVIII appearance in 2003, where he collected 18 tackles in the game. He was named a starter in the Pro Bowl following a 2004 season in which he led the team with 102 tackles. In 2005, he helped lead the Panthers to the NFC Championship Game versus the Seahawks. Unfortunate ankle and Achilles injuries cut his career short following the 2007 season. Morgan was one of the most decorated players in Big East history following a Hall of Fame career at the University of Miami. He became the first player in team history to be named captain as a sophomore. He went on to win the Nagurski Trophy and the Butkus and Bednarik Awards becoming the first player in NCAA history to win all three in a career (and the same year). He was an All-America selection as a senior and 2000 Big East Player of the Year. Morgan is married to Ashleigh and they have three children, Lexi, Brady and Cali.

MATT BERRY

DIRECTOR COLLEGE SCOUTING



Matt Berry begins his ninth season with Seattle and second as director of college scouting. In his role, he helps coordinate the Seahawks' entire scouting operation and compiles all of the college scouting information required to set the draft board.

He is responsible for the evaluation of all draft eligible players nationally, oversight of the Seahawks college scouting staff and works closely with GM John Schneider and the Seahawks coaching staff regarding the NFL Draft and college free agency. After serving 2014 as a national scout, he served the previous six seasons (2008-13) as a regional scout combing the southwestern states in search of talent. Berry spent five seasons with the Atlanta Falcons before joining Seattle and served his final three seasons as the Falcons' south central scout. Prior to joining the Falcons, Berry worked as a summer intern for the Baltimore Ravens in 2002. A native of Nashville, Tenn., he holds a bachelor of arts degree in history from Davidson College (N.C.), where he played both baseball and football. Berry was a four-year starter on a Wildcat football team that had the most successful run in school history, including a 17-game winning streak. Married to professional runner and triathlete, Desiree. They have a daughter, Beau, and currently resides in Austin, Texas.

JASON BARNES

AREA SCOUT (MIDWEST)



Jason Barnes enters his 10th season with the Seahawks, and seventh working with the college scouting department after working with pro scouting the first three years. While working with the pro department, Barnes helped scout

future Seahawks' opponents and assess talent in all professional leagues including the NFL, the Canadian Football League and the Arena Football League. Lined up at wide receiver four seasons (2000-04) at Ball State University where he received a B.A. in criminal justice. A Fort Wayne, Ind., native, he attended Southside High School where he was a four-year starter in football and three-year starter in basketball. Earned All-State senior season as a cornerback, and was selected to play in the Indiana North South All-State All-Star Game. All Conference in basketball. Is married to Kristin, and has two sons Chase and Christopher and two daughters Jordyn and Jayah.

TODD BRUNNER

AREA SCOUT (NORTHEAST)



Todd Brunner joined the Seahawks as an area scout in 2012 and covers the northeast region. He served the same role with the San Francisco 49ers from 2001-11. Prior to joining the 49ers, he spent two seasons as an area scout with the Cleveland Browns, where he combed the Northeast

region in 1999-2000 for college talent. Brunner joined the Browns from the Philadelphia Eagles where he spent four seasons (1994-97) as an area scout covering the Northeast. He joined the Eagles as a scouting intern in 1992 and worked as a scouting assistant in 1993. Brunner attended Lehigh (Pa.) University and lettered two years in football. As a junior, he led the team in special teams tackles, and as a senior quarterback, tied or broke 14 school passing records. Following his football career at Lehigh, Brunner spent one season as a graduate assistant at Temple, in 1991, and earned his master's degree. Comes from a

football family as his father John coached at Temple, Villanova, Princeton and in the NFL ranks with Detroit, Green Bay, Tampa Bay and Minnesota, before scouting for the 49ers for 12 seasons. Brother, Scott, spent time in the NFL with the N.Y. Giants. Born in Middletown, N.Y., he attended Lawrence (N.J.) High School and was inducted into their High School Athletics Hall of Fame in 2012. He and his wife, Nancy, reside in Robbinsville, N.J., with their daughter, Annie Elizabeth, and son, Chad Joseph.

AARON HINELINE

AREA SCOUT (MIDLANDS)



Aaron Hinline enters his 11th season with the Seahawks and his seventh as a college scout after serving in the pro personnel department four seasons. While serving in the Pro Personnel department, he was responsible for the weekly advance of upcoming

opponents as well as assisting in the evaluation and writing of player reports on potential talent in free agency, the Canadian Football League and the Arena Football League. He performed administrative duties for the Director of Pro Personnel, helped coordinate free agent tryouts, and worked on various projects for the Vice President of Player Personnel and Head Coach. Hinline was an all-state linebacker at Woodinville (Wash.) High School and was a USA Today Honorable Mention All-American. Hinline earned his Bachelor's Degree in Exercise Science from Central Washington University where he was a four-year starter at fullback. He became a graduate assistant at Central for one season, where he coached the running backs and implemented their strength and conditioning program before joining the Seahawks in 2006. He is married to Gentry and they have two daughters, Peyton and Harper and a son, Grady.

JIM NAGY

AREA SCOUT (SOUTHEAST)



Jim Nagy enters his fourth season with Seattle after spending the four previous seasons with the Kansas City Chiefs. Nagy was promoted to national scout for the 2012 season. Before joining the Chiefs, he spent seven years as

a scout with New England (2002-08). He has been involved with teams that have made a total of six Super Bowls and won four championships, including two Super Bowl championships with the Patriots, one each with Green Bay and Seattle. He also spent one year with Washington and three seasons as the Director of NFL Scouting for War Room Scouting, Inc. (1998-01). Nagy also worked with SFX Sports Group as a recruiting coordinator and draft consultant (1997-00). The Frankfort, Mich., native began his NFL scouting career as an intern with Green Bay during its Super Bowl XXXI season in 1996. He has also written an NFL column for The Sporting News (2000-01) and served as an on-set consultant for The NFL Today (1998-00). He lettered in football, basketball, baseball and track at Traverse City High School in Traverse City, Mich. Earned a B.A. in 1996 from the University of Michigan. He and his wife, Lindsay, have two children - Hayden and Lillian.

TYLER RAMSEY

AREA SCOUT (WEST)



Tyler Ramsey enters his fifth season as an area scout having been promoted after originally joining the team in 2009 as a personnel intern. He continued in that same role in 2010 and moved into a full time position in 2011 as a scouting assistant where he would

advance weekly opponents, perform free agent and practice squad evaluations, monitor the daily waiver wire and scout the UFL and CFL. Ramsey earned a bachelor's degree in business administration from the University of Washington in 2008. A local product, Ramsey attended Bellevue High School. The team won three consecutive 3A state titles (2001-03) and was the starting quarterback and safety from 2003-04.

JOSH GRAFF

AREA SCOUT



Josh Graff enters his fourth full-time season with the Seahawks, seventh overall. He serves as a scout for National Football Scouting and covers the regions of South Carolina, North Carolina, Virginia and cross checks the state of Florida. He assists college scouts with

current prospects for the annual NFL Draft. Graff spent the 2011-12 seasons as a scouting and personnel intern with Seattle where he helped with advance opponent scouting, free agent and practice squad evaluations in the NFL and CFL. Graff originally began his career with Seattle as an intern in the team's equipment room in 2010. Before joining the Seahawks, he worked in 2009 as an intern in the Miami Dolphins equipment room. A local multi-sport talent from Mill Creek, Wash., he was part of an Archbishop Murphy High School football program that won 39-consecutive games and captured state titles in baseball and soccer. Graff graduated with a degree in Human Resource Management from the University of Idaho. Resides in Charlotte, N.C.

NOLAN TEASLEY

PRO PERSONNEL SCOUT



Nolan Teasley begins his third season as a pro personnel scout with the Seahawks after working in 2013 as an intern in the team's scouting department. In his role, Teasley helps scout future opponents, coordinate free agent visits and tryouts, and monitor

NFL transactions. Before joining the Seahawks, Teasley worked in corporate marketing for six years. A 2007 graduate from Central Washington University with a degree in public relations, he was a running back on the Wildcats football team. Originally hailing from Ellensburg, Washington, Teasley and his wife, Morgan, have a son, Cruz, and live in Issaquah.

KIRK PARRISH

COLLEGE SCOUTING COORDINATOR



Kirk Parrish enters his 18th year with the Seahawks. He is responsible for maintaining the day-to-day operations of the College Scouting Department, including organizing all college prospect information (scouting database/

player reports/draft boards), managing university relations, and serving as the liaison between the front office and on-the-road scouting staff. He also covers Montana, North Dakota, and South Dakota and assists with the evaluation of other draft-eligible players in the Pacific Northwest. Prior to joining the Seahawks, Parrish was the administrative assistant/football operations at Texas A&M University from 1997-99. Parrish coached tight ends and quarterbacks at the University of San Diego from 1995-96. Prior to USD, he was a football graduate assistant at Washington State University from 1992-94, where he earned a Ph.D. in educational administration in 2003, and a Master's Degree in athletic administration in 1993. Parrish earned his BA in education from Central Washington University where he was a quarterback for the Wildcat football program. His father, Jerry Parrish, is a member of the Seahawks' High School Coaches Mentorship Academy, Washington State Football Coaches Hall of Fame (North Kitsap HS), and Pacific Northwest Football Hall of Fame. Kirk and his wife, Carol, reside in Bothell, Wash. They have a daughter, Jill, and a son, Jay.

SAM RAMSDEN

DIRECTOR HEALTH & PLAYER PERFORMANCE



In 2016, Sam Ramsden will begin his 18th year with the Seattle Seahawks and his fifth in the role of director of health and player performance. His responsibilities include collaborating with the strength and conditioning, medical, sports science and

nutrition staffs as well as researching and developing emerging and advanced technolo-

gies that will lead to better player durability and improved on-field performance. As a conduit to the Head Coach and General Manager, Ramsden is charged with communicating daily all aspects of the current roster and potential roster additions in terms of overall player health, availability and readiness. Ramsden's primary area of expertise, for much of his 20 seasons in the NFL, has been centered on the physical rehabilitation and conditioning of professional football players. Ramsden originally joined the Seahawks as an associate athletic trainer in February of 1999. He was promoted to head athletic trainer in 2004 and was responsible for coordinating the overall healthcare provided for the Seahawks' players and staff. Before Seattle, he served six seasons with the Green Bay Packers as an assistant athletic trainer and was a member of the Super Bowl XXXI Championship Team. As a student athletic trainer at the University of Wisconsin - La Crosse, Ramsden worked with several intercollegiate sports teams before joining the Packers' staff. He received a bachelor's degree in physical education with an emphasis in athletic training from the La Crosse school in 1992. A La Crescent, Minnesota native, he and his wife, Lisa, together with their two sons, Henry and Lachlan, live near Fall City, Washington.

DONALD RICH HEAD ATHLETIC TRAINER



Donald Rich, in his 13th season with the Seahawks, was promoted to head athletic trainer in 2012. Rich is responsible for the coordination of all aspects of health care for the Seahawks athletes and coaches. He manages the athletic

training room, including all full-time athletic trainers and season-long certified intern athletic trainers. Rich and his staff are experienced in risk management and injury prevention, pathology of injuries and illnesses, conditioning and rehabilitation; and the nutritional aspects of injuries and illnesses. He is a certified Corrective Exercise Specialist (CES) through the National Academy of Sports Medicine and has completed a Fellowship in Applied Functional Science through the Gray Institute for Functional Transformation. Rich began his professional career as an intern with Seattle during training camp in 2003 and returned as a season-long intern in 2004. He served as an assistant athletic trainer from


2005-2011 before taking over the department in 2012. Rich served two years with Northwestern University athletic training staff following completion of his undergraduate studies at the University of Florida and before earning a Masters in exercise science from Boise State University. Rich spent one season working in NFL Europe for the Cologne Centurions in the spring of 2004. Rich is originally from Philadelphia, Pa., but grew up in Melbourne, Fla.

MATT CAPURRO FOOTBALL OPERATIONS COORDINATOR



Matt Capurro enters his 13th NFL season and his seventh with the Seahawks. He previously spent one season with the USC Trojans (2009) and six seasons with the Oakland Raiders (2003-2008). Capurro works

directly with Head Coach Pete Carroll in organizing the day-to-day operations of the team. His responsibilities include overseeing player and staff communications with the head coach and managing the football calendar, which include the offseason program, mini-camp, training camp and in-season schedules. In 2009 with the Trojans, Capurro was director of football operations. He organized the football calendar for the entire season, coordinated all travel logistics for home and road games, directed USC football camps and clinics, and served as liaison for the football department within the athletic department. In his six seasons with the Raiders, Capurro spent five seasons (2004-08) as the assistant to the head coach where he coordinated all the day-to-day operations, and spent his first season (2003) as a coaches assistant. During that span, he worked for Bill Callahan, Norv Turner, Art Shell, Lane Kiffin and Tom Cable. Prior to that, Capurro was a football operations intern for the Raiders for five years (1998-2002). He earned his bachelor's degree in Business Administration from the University of San Francisco in 2003. He lettered in football and baseball at St. Vincent High School in Petaluma (Calif.) Married to wife, Emily, and they have a daughter, Gianna.





PETE CARROLL

EXECUTIVE VP OF
FOOTBALL OPERATIONS/
HEAD COACH

SEAHAWKS EXPERIENCE: 7TH YEAR
NFL EXPERIENCE: 23RD YEAR

Named head coach on January 11, 2010, Pete Carroll became the eighth head coach in Seahawks history after one of the most successful runs in USC history in the college ranks. He brings 22 years of NFL experience and 19 years of collegiate experience to Seattle.

Carroll's overall head coaching record is 93-67 in the regular season and 9-6 in the postseason in his 10 years of NFL head coaching. In 2015, he became the eighth active head coach and 43rd coach in NFL history with 100 combined wins (regular season and postseason).

In his six seasons as head coach in Seattle, Carroll and General Manager John Schneider constructed the best teams in Seahawks history over the past four seasons with a combined 46-18 record, back-to-back Super Bowl appearances in 2013-14 and 10-plus wins in four consecutive seasons for the first time in franchise history.

Seattle has advanced to the divisional round in five of Carroll's six seasons as coach, winning two NFC Championships and one Super Bowl, while claiming the No. 1 seed in the NFC twice, and third time in franchise history (2005 under Mike Holmgren, 2013-14).

Seattle continued its defensive dominance

since 2012 as it led the NFL in scoring defense for the fourth-consecutive season (2012-15), becoming the first defense in the Super Bowl era to accomplish the feat. Cleveland led the league in scoring defense for a record five-straight seasons from 1953-57 in 12-game seasons.

After beginning the 2015 season 0-2, 2-4 and 4-5, the Seahawks became the 22nd team with a losing record after nine games to advance to the postseason, winning six of their last seven games to post a 10-6 record and finishing in the top-10 in defense for a franchise-record fifth-consecutive season (2011-15). Seattle defeated the Vikings in Minnesota in the Wild Card round but dropped a 31-24 decision at Carolina in the divisional round.

Seattle's defense finished 2015 ranked second (291.8 ypg) while the offense ranked fourth in the NFL (378.6 ypg), setting the franchise-record with 6,058 yards. It was the fourth time in franchise history, first since 2005, with a top-five offense.

The team won its ninth division title in club history in 2014, third under Carroll, after winning the NFC West with a 12-4 record. Seattle fell to New England, 28-24, in Super Bowl XLIX



in Glendale, Ariz., in a season that saw it begin 3-3 but finish the season with a 9-1 record and the No. 1 seed in the NFC for the second consecutive season.

The Seahawks also became the fourth team in NFL history to lead the league in fewest points and yards allowed in back-to-back seasons (2013-14), and first since the 1985-86 Chicago Bears. The Seahawks led the league in defense for the second straight year while the offense had the No. 1-ranked rushing attack with a franchise-record 2,762 yards and ranked in the top-10 in offense (ninth overall) for the first time since the 2007 season.

Carroll led Seattle to its first Super Bowl title in franchise history with a 43-8 victory over the Denver Broncos in Super Bowl XLVIII in New York/New Jersey on February 2, 2014, after a franchise-best 13-3 regular season record, and joined Jimmy Johnson and Barry Switzer as the only coaches to win a college football national title and a Super Bowl in their career.

Carroll and Schneider constructed one of the best defenses in the last 12 years at the time, leading them to the NFL title. The Seahawks defense ranked first overall in the NFL in total defense (273.6 ypg), passing defense (172.0 ypg), points allowed (14.4 ppg), takeaways (39), interceptions (28), turnover differential (+20) and opponent quarterback rating (63.4).

The youngest Super Bowl-winning roster in NFL history (26 years, 162 days) was led by second-year quarterback Russell Wilson, who became the third-youngest quarterback to win the title game (25 years, 65 days).

Carroll continues to grow the team through his strong philosophy of preaching competition and taking care of the football.

Helping that cause, 22 of 56 draft choices since 2010, and 18 of 38 since 2012, remain with the team to build a strong foundation of continuity, including All-Pro S Kam Chancellor, RS Tyler Lockett, CB Richard Sherman, S Earl Thomas, LB Bobby Wagner and four-time Pro Bowl QB Russell Wilson.

In 2012, Carroll led Seattle to the NFC Divisional Playoff posting the fourth-best record in franchise history (11-5). Seattle won its first postseason road game since 1983 with a Wild Card Game victory at Washington.

One of the youngest teams in the NFL to end the season for the second-consecutive year (second overall, third-youngest defensive starters, fourth-youngest offensive starters), Seattle started 4-4 but went on to finish the season 7-1 led by rookie Wilson and the league's fourth-ranked defense, that also led the league allowing 245 points (15.3 ppg).

Carroll's 2011 squad also ranked as one of the youngest in the NFL; beginning the season with the second-youngest roster in Week 1, once-having the third-youngest offensive line during the season and ending the year with the second-youngest starting defensive unit in the league.

He saw his 2011 defense improve weekly, ending the season ranked ninth in the league in total defense, just the sixth time Seattle had boasted a top-10 defense and first since 1997. His offense switched gears from a quick-strike, no-huddle group to a grind-it-out ground game led by Marshawn Lynch over the last-half of the season. That offensive mentality helped Seattle rank fifth in the NFL with 1,212 rush yards over the last nine games of the season.

Always competing, the Seahawks jumped out to a 4-2 record to begin the 2010 season and parlayed that in to the club's fifth NFC West title in the past seven seasons, punctuating the season with a 41-36 victory over the defending Super Bowl Champion New Orleans Saints at CenturyLink Field in the Wild Card Game.

Carroll returned to the NFL after spending nine years (2001-09) as head coach at USC, where he won seven consecutive Pac-10 titles (2002-08), two national championships (2003-04) and led the Trojans to a 97-19 record. He reached a bowl in each of his nine seasons and won seven. His 88 victories from 2001 to 2008 tied Bob Pruett of Marshall for most by a

CARROLL'S COACHING CAREER

1974-76	University of the Pacific <i>Graduate Assistant</i>
1977	University of Arkansas <i>Graduate Assistant</i>
1978	Iowa State <i>Secondary</i>
1979	Ohio State <i>Secondary</i>
1980-82	North Carolina State <i>Defensive Coordinator/Secondary</i>
1983	University of the Pacific <i>Asst. Head Coach/Offensive Coord.</i>
1984	Buffalo Bills <i>Defensive Backs</i>
1985-89	Minnesota Vikings <i>Defensive Backs</i>
1990-93	N.Y. Jets <i>Defensive Coordinator</i>
1994	N.Y. Jets <i>Head Coach</i>
1995-96	San Francisco 49ers <i>Defensive Coordinator</i>
1997-99	New England Patriots <i>Head Coach</i>
2001-09	USC <i>Head Coach</i>
2010-	Seattle Seahawks <i>Executive V.P. & Head Coach</i>

Division I coach in their first eight seasons since 1900 (Penn's George Woodruff - 102). He reached 50 career USC wins faster than any head coach in Trojans history. From 2002-08, his teams appeared in an NCAA-record seven consecutive BCS bowls, recorded at least 11 victories seven times (an NCAA record) and finished ranked in the AP Top 4. USC was the AP's No. 1 team for a national-record 33 straight polls (including two preseason polls) and was ranked in the AP Top 10 for a school-record 63 consecutive games. His teams were ranked in the AP Top 25 for 102 consecutive games, a school record. In 2009, he was named Coach of the Decade by Lindy's.

Also under Carroll, USC was the first school to have three Heisman Trophy winners in a four-year span (Carson Palmer, Matt Leinart, Reggie Bush). He also coached winners of the Walter Camp, Chuck Bednarik, Johnny Unitas, Doak Walker and John Mackey Awards. Carroll produced 34 All-American first-teamers and 53 NFL draft picks (including 14 first-rounders, with a No. 1 selection in Carson Palmer and a No. 2 in Reggie Bush). His USC program had the nation's most draftees in 2006, 2008 and 2009.

USC posted a 12-1 record in 2008 and advanced to its fourth-consecutive Rose Bowl, defeating Penn State, 38-24, to become the first team to win three straight Rose Bowls. In the polls, the Trojans finished ranked second by USA Today and third by AP. USC finished first in scoring defense (9.8 ppg, its finest in 41 years), surrendering just 14 touchdowns in 2008.

In 2007, USC went 11-2 and finished second in the USA Today poll and third in the AP poll, for its sixth AP Top 4 ranking in a row. Its 49-17 win over Illinois in the Rose Bowl equaled the most points ever in the bowl game. Five players were named All-American first-teamers.

USC posted an 11-2 mark in 2006, finished No. 4 in the final polls and shared the Pac-10 title at 7-2 to capture an unprecedented fifth straight conference crown. Five Trojans were All-American first teamers and Carroll was named the 2006 Pac-10 Coach of the Year (for the third time).

His Trojans held AP's No. 1 ranking for the entire regular season in 2005. USC went 12-1 overall to advance to the BCS Championship Game in the Rose Bowl. The Trojans, who finished second in both polls, boasted a school-record six All-American first-teamers, including Heisman Trophy-winning tailback Reggie Bush. He was the 2005 Pac-10 Co-Coach of the Year, as well as the American Football Coaches Association Division I-A Region 5 Coach of the Year.

In 2004, he guided No. 1-ranked USC to its second consecutive national championship with a convincing win over Oklahoma in the BCS Championship Game in the Orange Bowl. USC became only the second team ever to hold its AP preseason No. 1 ranking all the way through a season. It was only the 10th time that

a team won back-to-back AP crowns. His team was 13-0 (a school-record for wins) and went 8-0 in the Pac-10. A school-record six Trojans were named All-American first teamers.

The Trojans won the AP national championship, its first national crown since 1978, and entered the Rose Bowl also ranked No. 1 in the USA Today/ESPN poll, in 2003. USC was 12-1 overall and finished the season ranked second. USC's 534 points was a Pac-10 record. Five Trojans were first-team All-Americans. For this, Carroll was named the 2003 American Football Coaches Association Division I-A Coach of the Year, Home Depot National Coach of the Year, Maxwell Club College Coach of the Year, ESPN.com National Coach of the Year, Pigskin Club of Washington D.C. Coach of the Year and All-American Football Foundation Frank Leahy Co-Coach of the Year. He also was the Pac-10 Co-Coach of the Year.

In 2002, USC posted its first 11-win season since 1979 and its highest ranking (No. 4) since 1988. Heisman Trophy-winning quarterback Carson Palmer and safety Troy Polamalu were first team All-Americans.

Carroll was named USC's head football coach on December 15, 2000, and in his first season, led the Trojans to the Las Vegas Bowl and a 6-6 record.

He began his NFL career as defensive backs coach for Buffalo (1984) and Minnesota (1985-89) before becoming the N.Y. Jets defensive coordinator (1990-93) and head coach (1994). He spent two years as San Francisco's defensive coordinator (1995-96), leading the league in total defense in 1995, before leading New England to a 27-21 record and two playoff appearances as head coach (1997-99).

Carroll spent the 2000 season as a consultant for pro and college teams, doing charitable work for the NFL and writing a column on pro football for CNN.com.

He began his coaching career at the collegiate level, serving as a graduate assistant at his alma mater, Pacific, for three years (1974-76), working with the wide receivers and secondary. He then spent a season as a graduate assistant working with the secondary at Arkansas (1977) under Lou Holtz as the Razorbacks won the 1978 Orange Bowl, and then a season each as an assistant in charge of the secondary at Iowa State (1978) and at Ohio State (1979). He next spent three seasons (1980-82) as the defensive coordinator and secondary coach at North Carolina State, before returning to Pacific in 1983 as the assistant head coach and offensive coordinator.

Carroll was a two-time (1971-72) All-Pacific Coast Conference free safety at Pacific and earned his bachelor's degree in 1973 in business administration. He received his secondary teaching credential and a master's degree in physical education from Pacific in 1976. He was inducted into the Pacific Athletic Hall of Fame in 1995.

He was a three-sport (football, basketball and baseball) standout at Redwood High in

ALL-TIME SEAHAWKS COACHING RECORDS

		Regular Season				Postseason		
		W	L	T	Pct.	W	L	Pct.
1976-82*	Jack Patera	35	59	0	.372	---	---	---
1982	Mike McCormack	4	3	0	.571	---	---	---
1983-91	Chuck Knox	80	63	0	.559	3	4	.429
1992-94	Tom Flores	14	34	0	.291	---	---	---
1995-98	Dennis Erickson	31	33	0	.484	---	---	---
1999-08	Mike Holmgren	86	74	0	.538	4	6	.400
2009	Jim Mora	5	11	0	.313	---	---	---
2010-	Pete Carroll	60	36	0	.625	8	4	.667

* Patera was replaced by Mike McCormack after two games of the 1982 season.

CARROLL VS. THE NFL

	Team	Regular Season	Postseason	Total
AMERICAN FOOTBALL CONFERENCE	Baltimore Ravens	3-0	---	3-0
	Buffalo Bills	6-3	---	6-3
	Cincinnati Bengals	0-2	---	0-2
	Cleveland Browns	2-2	---	2-2
	Denver Broncos	3-3	1-0	4-3
	Houston Texans	1-0	---	1-0
	Indianapolis Colts	6-3	---	6-3
	Jacksonville Jaguars	2-0	0-1	2-1
	Kansas City Chiefs	1-3	---	1-3
	Miami Dolphins	3-6	1-0	4-6
	New England Patriots	2-1	0-1	2-2
	New York Jets	3-4	---	3-4
	Oakland Raiders	1-1	---	1-1
	Pittsburgh Steelers	2-2	0-1	2-3
San Diego Chargers	2-2	---	2-2	
Houston Oilers/Tennessee Titans	2-1	---	2-1	
NATIONAL FOOTBALL CONFERENCE	Arizona Cardinals	9-5	---	9-5
	Atlanta Falcons	1-2	0-1	1-3
	Carolina Panthers	4-1	1-1	5-2
	Chicago Bears	5-1	0-1	5-2
	Dallas Cowboys	3-2	---	3-2
	Detroit Lions	1-2	---	1-2
	Green Bay Packers	2-3	1-0	3-3
	Los Angeles/St. Louis Rams	7-6	---	7-6
	Minnesota Vikings	4-1	1-0	5-1
	New Orleans Saints	2-1	2-0	4-1
	New York Giants	4-1	---	4-1
	Philadelphia Eagles	2-1	---	2-1
	San Francisco 49ers	8-5	1-0	9-5
	Seattle Seahawks	0-0	---	0-0
	Tampa Bay Buccaneers	1-2	---	1-2
	Washington Redskins	1-1	1-0	2-1
	Career Totals		93-67	9-6

Larkspur, Calif., earning the school's Athlete of the Year award as a senior. He played quarterback, wide receiver and defensive back. He was inducted into the inaugural Redwood High Athletic Hall of Fame in 2009. He then played football at Marin Junior College in Kentfield, Calif., from 1969-70 before transferring to Pacific.

In 2003, he helped develop "A Better L.A.," a non-profit group consisting of a consortium of local agencies and organizations working to reduce gang violence by empowering change in individuals and communities. In the spring of 2009, he received the Crystal Heart Award from the USC School of Social Work for his involvement with "A Better L.A.," and the Pete Carroll Scholarship was established for students pursuing graduate study in the school. He received the Courageous Leadership Award from Women Against Gun Violence in 2005. In the fall of 2008, he helped organize "L.A. LivePeace 08," a march and rally at the Coliseum to promote gang intervention and non-violence in Los Angeles. He has taken this model and created "A Better Seattle," in partnership with the YMCA of Greater Seattle and the Seattle Youth

Violence Prevention Initiative to prevent violence in Seattle and South King County. It was launched on September 15, 2011.

Carroll also spearheaded the efforts to bring "We Day," a star-studded pep rally event to inspire children to make an impact to the world, to the United States for the first time when it came to Seattle in March 2013. The day-long event filled KeyArena with more than 15,000 high school students and included celebrity speakers and performers including Magic Johnson, Martin Luther King III, Macklemore, Jennifer Hudson, Martin Sheen and more. The one-of-a-kind event, which has been in eight Canadian cities since 2008 and will expand across the U.S. and in to England, returns annually to Seattle.

Carroll was born on September 15 in San Francisco. He and his wife, Glenna, who played volleyball at Pacific, have three children, sons Brennan (married to Amber), who played tight end at Delaware and Pittsburgh, Nate, and daughter Jaime (married to Mike), who played on the Women of Troy's volleyball team that competed in the 2000 NCAA Final Four. The couple also has four grandchildren.

CARROLL'S HEAD COACHING RECORD

Year	Team	W	L	T	Pct.	Finish
1994	N.Y. Jets	6	10	0	.375	5th, AFC East
1997	New England	10	6	0	.625	1st, AFC East <i>Wild Card victory vs. Miami, 17-3</i> <i>Divisional Playoff loss at Pittsburgh, 7-6</i>
1998	New England	9	7	0	.563	4th, AFC East <i>Wild Card loss at Jacksonville, 25-10</i>
1999	New England	8	8	0	.500	T4th, AFC East
2010	Seattle	7	9	0	.438	1st, NFC West <i>Wild Card victory vs. New Orleans, 41-36</i> <i>Divisional Playoff loss at Chicago, 35-24</i>
2011	Seattle	7	9	0	.438	3rd, NFC West
2012	Seattle	11	5	0	.688	2nd, NFC West <i>Wild Card victory at Washington, 24-14</i> <i>Divisional Playoff loss at Atlanta, 30-28</i>
2013	Seattle	13	3	0	.813	1st, NFC West <i>Divisional Playoff victory vs. New Orleans, 23-15</i> <i>NFC Championship victory vs. San Francisco, 23-17</i> <i>Super Bowl XLVIII victory vs. Denver, 43-8</i>
2014	Seattle	12	4	0	.750	1st, NFC West <i>Divisional Playoff victory vs. Carolina, 31-17</i> <i>NFC Championship victory vs. Green Bay, 28-22 (ot)</i> <i>Super Bowl XLIX loss vs. New England, 28-24</i>
2015	Seattle	10	6	0	.625	2nd, NFC West <i>Wild Card victory at Minnesota, 10-9</i> <i>Divisional Playoff loss at Carolina, 31-24</i>
Reg. Season (10 Yrs.)		93	67	0	.581	
Postseason (7 Yrs.)		9	6	0	.600	
Combined Record		102	73	0	.583	



DARRELL BEVELL

OFFENSIVE COORDINATOR

SEAHAWKS EXPERIENCE: 6TH YEAR
NFL EXPERIENCE: 17TH YEAR

Named offensive coordinator on January 20, 2011, Darrell Bevell enters his sixth season leading Seattle's offense after spending five seasons (2006-10) as the Minnesota Vikings offensive coordinator.

In 2015, Seattle's fourth-ranked offense set the franchise-record with 6,058 yards, breaking 2014's mark of 6,012 yards. It was the fourth time in franchise history, first since 2005, with a top-five offense and Seattle's 26.4 points per game tied for fourth in the NFL, marking the fourth time in franchise history with a top-five scoring offense, first since 2005. Seattle's 423 points scored were the second-most in franchise history (2005).

The Seahawks rushing attack leads the NFL since 2011 with 11,553 yards and QB Russell Wilson ended 2015 in unprecedented fashion, ending his last seven games with a 132.8 rating and becoming the only player in NFL history to pass for at least 24 touchdowns and have one or zero interceptions in a seven-game span in a single-season. He became the first player in NFL history with 4,000 yards, 30 touchdown passes and 500 rushing yards in a single-season.

He set career-highs in attempts (483), completions (329), completion percentage (franchise-record 68.1), yards (single-season franchise record 4,024), touchdowns (single-season franchise record 34) and passer rating (franchise-record and NFL-leading 110.1) last season, while continuing as the NFL's winningest quarterback to begin a career with 53 victories (regular and postseason) and rank third in NFL history with 106 touchdown passes in his first four seasons.

Seattle's offense ranked in the top-10 for the first time since 2007 during its run to Super Bowl XLIX in 2014. Led by the no. 1-ranked rushing attack with a franchise-record 2,762 yards on the ground, the Seahawks posted 6,012 total yards (9th NFL) and the franchise-record for most yards in a single-game (596 at Arizona).

A Pro Bowler for the fourth-consecutive season, Marshawn Lynch totaled a career-high 17 touchdowns in 2014 (career-high 13 rush,

career-high four rec.) and added 1,306 yards on 280 carries.

During Seattle's Super Bowl XLVIII championship run in 2013, the Seahawks offense relied on the NFL's fourth-ranked rushing offense (136.8 ypg) and Wilson's arm in leading the club to 26.1 ppg, ranking eighth in the NFL.

Lynch totaled 14 touchdowns in 2013 (12 rush, two rec.) and added 1,257 yards on 301 carries.

Under center, Wilson became the first player in NFL history to have a 100.0 passer rating in each of his first two seasons in the league, as he broke his own franchise record with a 101.2 rating. He also tied his career-high with 26 touchdowns, giving him 52 in two seasons, tying Peyton Manning for second place in NFL history for the most touchdown passes in a quarterback's first two seasons.

Three players were voted to the Pro Bowl: Lynch, Wilson and center Max Unger.

The 2012 edition of Seattle's offense took off in historic fashion over the last half of the season led by rookie Wilson.

Aided by the NFL's third-ranked rushing attack led by Lynch and his career-highs in carries (315) and yards (1,590, 3rd NFL), along with 11 rushing touchdowns, Wilson gained a comfort level to excel in the offense.

Wilson would go on to end the season as the league's fourth-ranked passer with a franchise-record 100.0 passer rating, tie (Peyton Manning) the NFL rookie-record with 26 touchdown passes and set the NFL rookie-record with three consecutive games with a 125-plus passer rating, in addition to setting several other NFL and franchise records that season.

Bevell saw his offense jump from 30th in the league in Week 8 to 17th to end the season as Seattle set a club record with three consecutive games with 450-plus offensive yards (Weeks 13-15), while outscoring opponents 170-43 to end the regular season. His unit boasted four Pro Bowlers - Lynch, Unger, Wilson and T Russell Okung. Lynch and Unger were also named first-team AP All-Pro selections.

Under Bevell's direction in 2011, Seattle's offense found its identity: running the football. Over the last-half of the season, the Seahawks running game ranked fifth in the NFL with 1,212 rush yards, posting 100-plus team rushing yards in eight of its last nine games, including a six-game streak that was its longest since the 2002-03 seasons.

With that success came Pro Bowl nods for Lynch and fullback Michael Robinson. Robinson paved the way for Lynch's 285 carries, 1,204 yards and 12 rushing touchdowns. Lynch led the league the last-half of the season with 941 yards and nine touchdowns, rushing for 100-plus in six of the last nine games and became Seattle's first 1,000-yard rusher since Shaun Alexander (2005).

Bevell also saw former Vikings starter Tarvaris Jackson battle through a pectoral injury and set career-highs in attempts (450), completions (271), yards (3,091), completion percentage (60.2, min. 290 att.) and touchdowns (14), in compiling a 7-7 record as a starter.

With the Vikings, Bevell guided Adrian Peterson and Brett Favre to career years.

In 2010, the Vikings running game continued to churn up yardage with Peterson leading the way. Peterson earned his fourth straight Pro Bowl berth and rushed for 1,298 yards on the ground, the fifth-best mark in team history with four of the top five owned by Peterson. Peterson also had 12 rush scores, topping the 10-plus touchdown mark each year in the league. However, his offense was hobbled by injuries to their linemen, starting three different centers, losing both guards to injured reserve and getting only 20 total games out of 2009 Pro Bowl wide receivers Sidney Rice (6) and Percy Harvin (14).

The signing of Favre, who Bevell coached in Green Bay, spurred the Vikings to the eighth-ranked passing offense in the NFL in 2009. The Vikings air attack matched the established productivity of the ground game in 2009. Favre's favorite target was Rice, who led the team in receiving and earned his first Pro Bowl berth, and Visanthe Shiancoe, who set a Vikings record for tight ends with 11 touchdowns. Harvin earned AP Offensive Rookie of the Year, marking the second time in three seasons the Vikings drafted the Rookie of the Year, joining Peterson in 2007. On the ground, Peterson posted the third-best single-season rushing total in team history while leading the NFL and setting a team record with 18 rushing scores.

The 2009 Vikings ranked second in the NFL in scoring offense by one point to Super Bowl XLIV champion New Orleans, posting 447 of the Vikings 470 total points for the season on offense. The Vikings ranked fifth in the NFL in total offense. The offense distributed the ball with efficiency, becoming only the second

BEVELL'S COACHING CAREER

1996	Westmar University <i>Passing Game Coord./QBs</i>
1997	Iowa State <i>Graduate Assistant</i>
1998-99	University of Connecticut <i>Wide Receivers</i>
2000-01	Green Bay Packers <i>Offensive Assistant/Quality Control</i>
2002	Green Bay Packers <i>Offensive Assistant</i>
2003-05	Green Bay Packers <i>Quarterbacks</i>
2006-10	Minnesota Vikings <i>Offensive Coordinator</i>
2011-	Seattle Seahawks <i>Offensive Coordinator</i>

team in NFL history to have six players catch 40-plus passes in a season.

In 2008, Peterson led the NFL and set a Vikings record with 1,760 rushing yards and set a team mark with 10 games over the 100-yard mark. Free agent addition Bernard Berrian led the team with 964 yards and tied an NFL record with a 99-yard receiving toss from Gus Frerotte.

The 2007 Vikings featured a dynamic backfield that set team records with 2,634 rushing yards and a 5.33 yard-per-carry average. The Vikings scored 22 rushing touchdowns, an improvement of 10 over the 2006 club.

Peterson burst onto the NFL scene in 2007 and left his name etched throughout the NFL's and the Vikings' record books. He won the 2007 Associated Press Offensive Rookie of the Year. In his fifth NFL game, Peterson broke the Vikings single-game rushing record with 224 yards at Chicago and three games later he set an NFL record with 296 yards on the ground against San Diego. Peterson ended the season with 1,341 yards to finish second in the NFL.

Peterson was the only offensive rookie in 2007 to earn Pro Bowl honors and was joined on the NFC squad by Tony Richardson, Matt Birk and Steve Hutchinson, who both repeated their trips from 2006.

In his first year as coordinator, the Vikings were led on the ground by Chester Taylor, who set a franchise record with 303 rushing attempts and the fourth-highest total in team history with 1,216 yards. The offense saw four different starting groups in the offensive line and only three players starting all 16 games across the front. Of the three players who did

start every game, Birk and Hutchinson earned Pro Bowl berths.

Bevell worked in Green Bay for six years, serving the last three as quarterbacks coach, prior to his time in Minnesota.

He stepped into the Packers quarterbacks role in 2003 with solid results. Favre set a career high with a 65.4% completion rate, led the NFL with 32 touchdown passes and earned his eighth career berth in the Pro Bowl.

In 2005, Green Bay led the NFL in completions (383) and attempts (626) and set a team record in both categories. The 2004 Packers set a team record with 4,449 net passing yards, breaking an 11-year old franchise record en route to ranking third in the NFL in total offense. After setting a team record for rushing yards the season before, the Packers became the first NFL team since the 1988-89 San Francisco 49ers to set team marks in rushing and passing in back-to-back seasons.

Along with Favre in his first year in 2000, Bevell worked with Matt Hasselbeck before his trade from Green Bay to Seattle.

Bevell entered the coaching ranks at Westmar University in Lemars, Iowa, in 1996 where he worked as passing game coordinator and quarterbacks coach. He moved on to Iowa State in 1997 as a graduate assistant and then

the University of Connecticut for two seasons in 1998-99 as wide receivers coach. The 1998 UConn Huskies posted a 10-3 record, a school-record 461 points, won the Atlantic-10 Conference North Division title and advanced to the Division I-AA playoff quarterfinals.

In college, Bevell helped turn the University of Wisconsin program into a national power. A four-year starter for the Badgers, Bevell helped guide the team to a 10-1-1 mark as a sophomore in 1993. The squad claimed a share of the Big Ten championship for the first time since 1962 and defeated UCLA in the Rose Bowl. Between his sophomore and junior seasons, Bevell helped UW go 18-4-2. He left Madison as the school's all-time leading passer with 19 team records and a pair of Big Ten marks. His 67.8% completion mark set in 1993 stood as the conference record until 2010, and he was a 61.4% passer for his career.

A native of Yuma, Ariz., Bevell was a standout at Chaparral High in Scottsdale where he played under his father, James. After redshirting in 1989 as a freshman at Northern Arizona, Bevell went on a two-year Mormon mission in Cleveland in 1990-91.

Born on January 6, 1970, Bevell and his wife, Tammy, have three daughters, Kylie, Morgan and Hailey.



KRIS RICHARD
DEFENSIVE COORDINATOR

SEAHAWKS EXPERIENCE: 7TH YEAR
NFL EXPERIENCE: 7TH YEAR

Richard begins his 11th season in the NFL, 10th overall in Seattle and seventh in the NFL coaching ranks. He spent three seasons with the Seahawks (2002-04) and one season with the San Francisco 49ers (2005) as a cornerback.

He was promoted to his current position on February 9, 2015 after spending three seasons (2012-14) as defensive backs coach. He joined the club on February 4, 2010 as assistant defensive backs coach.

During his time, S Earl Thomas has become a five-time Pro Bowler and three-time first-team AP All-Pro, CB Richard Sherman a three-time Pro Bowler and four-time All Pro (three first-team, one second-team selection) and S Kam Chancellor a four-time Pro Bowler and two-time second-team All Pro. Cornerback

Brandon Browner was also a 2011 Pro Bowler while Sherman's 26 interceptions in his first five seasons are tied for sixth all-time in NFL history.

In his first season as coordinator in 2015, Seattle continued its defensive dominance since 2012 as it led the NFL in scoring defense for the fourth-consecutive season (2012-15), becoming the first defense in the Super Bowl era to accomplish the feat. Cleveland led the league in scoring defense for a record five-straight seasons from 1953-57 in 12-game seasons.

The group finished in the top-10 in defense for a franchise-record fifth-consecutive season (2011-15) while leading the league in rush defense, allowing 81.5 yards per game and a

franchise-record low 1,304 yards for the second-consecutive season.

After their Super Bowl XLIX run in 2014, Sherman and Thomas were named to the AP All-Pro first-team for the third-consecutive season. The three-peat selections for Sherman and Thomas put them among the leaders in franchise history. Ring of Honor strong safety Kenny Easley also was a three-time first-team All-Pro (1983-85). Only the Pro Football Hall of Fame trio of left tackle Walter (six), wide receiver Steve Largent (five) and defensive tackle Cortez Kennedy (four) had more All-Pro selections. S Kam Chancellor earned second-consecutive second-team All Pro honors.

The Seahawks also became the fourth team in NFL history to lead the league in fewest points and yards allowed in back-to-back seasons (2013-14), and first since the 1985-86 Chicago Bears.

Leader of the best secondary in the NFL in 2013, Richard's unit propelled Seattle's defense to one of the most dominant in NFL history and best in the last 12 seasons at the time. The Seahawks secondary shut down opposing offenses in helping Seattle rank first in the NFL in passing defense (172.0 ypg), interceptions (28) and opposing quarterback passer rating (63.4). In Seattle's Super Bowl XLVIII victory over Denver, Seattle's secondary held Peyton Manning to 280 passing yards (340.3 avg. in regular season), a 73.5 passer rating (115.1 rating in reg. season) and recorded one interception (by Chancellor).

Chancellor (93 tackles), Sherman (NFL-leading and career-high tying eight interceptions) and Thomas (100 tackles and career-high tying five interceptions) were voted to the Pro Bowl and named AP All-Pro. Sherman and Thomas were named to the first-team for the second consecutive season, becoming the fourth and fifth Seahawks players to earn back-to-back first-team honors in franchise history.

Finishing 2012 as the NFL's fourth-ranked defense, Seattle was led by two first-team All-Pro selections in Sherman and Pro Bowl starter Thomas in the secondary.

Sherman led the team with a career-high eight interceptions (T2nd NFL) and NFL-leading 24 passes defended while Thomas tallied 61 tackles (39 solo) and scored his second career touchdown (first interception-return touchdown) on a 57-yard return at Buffalo.

Richard's 2011 defensive backs squad was one of the NFL's most-improved, totaling 17 of the team's 22 interceptions, its most since the 2004 season. Led by the Pro Bowl tandem of Chancellor and Thomas, the two ranked second and third for most tackles on the team, combining for 186, with six interceptions and 18 passes defended.

His group saw the emergence of a CFL all-star in training camp in Browner, and a fifth-round find in Sherman after injuries to Marcus Trufant and Walter Thurmond. Browner led the team with six interceptions and set Seattle's single-season record for interception return yards (220) and longest return (94t). A Pro Bowl participant, Browner also tied Seattle records with an interception in four straight games and returning two picks for touchdowns in a single-season.

Sherman made the most of his 10 starts, tying for third in Seattle history in most interceptions by a rookie with four.

Prior to Seattle, Richard spent two seasons (2008-09) as a graduate assistant at USC, working with the defensive backs.

In 2008, safety Taylor Mays was an All-American first-team pick for the second consecutive year and also was a finalist for the Thorpe Award, while safety Kevin Ellison made his second consecutive All-Pac-10 first team. Ellison and cornerback Cary Harris were NFL sixth-round draft picks following the season, and Mays was a 2010 second-round pick.

Originally a third-round pick (85th overall) by Seattle, Richard played in 38 games with one start for Seattle before playing one season in San Francisco.

Richard lettered four years (1998-2001) at USC, starting his final three seasons. He had eight career interceptions and returned three for touchdowns, along with 125 tackles, 19 deflections and two fumble recoveries.

He was a prep All-American cornerback, quarterback and wide receiver at Serra High in Gardena, Calif., where he also ran track and was a member of Serra's 1996 state championship 400-meter relay team.

He received his bachelor's degree in sociology from USC in 2002 and is working on his master's degree in communication management.

Born on October 28, 1979, he and his wife, Chandra, have one daughter, Alyssa, and two sons, Aiden and Asher.

RICHARD'S COACHING CAREER

2008-09	USC <i>Graduate Assistant/Defensive Backs</i>
2010	Seattle Seahawks <i>Assistant Defensive Backs</i>
2011	Seattle Seahawks <i>Defensive Backs/Cornerbacks</i>
2012-14	Seattle Seahawks <i>Defensive Backs</i>
2015-	Seattle Seahawks <i>Defensive Coordinator</i>



MICHAEL BARROW

LINEBACKERS

SEAHAWKS EXPERIENCE: 2ND YEAR
NFL EXPERIENCE: 2ND YEAR

Hired to the Seahawks staff on February 9, 2015, Barrow enters the NFL coaching ranks after spending seven years at the University of Miami (2007-13) following a 13-year NFL career as a linebacker.

Barrow's unit is led by All-Pro Bobby Wagner and K.J. Wright, as the two combined for 230 tackles in 2015. Wright set a career-high with 116 tackles while Wagner became the second player in franchise history to record four-straight 100-tackle seasons with 114 and being named second-team AP All-Pro.

Barrow served seven seasons as linebackers coach of the Miami Hurricanes, where he played from 1989-92, and had six linebackers drafted during his time.

Following his playing career in 2005, Barrow was the assistant head coach and defensive coordinator at Homestead High School, his alma mater.

Barrow was a second-round choice (47th overall) by the Houston Oilers in the 1993 NFL Draft and played 13 seasons with Houston (1993-96), Carolina (1997-99), the N.Y. Giants (2000-03), Washington (2004) and Dallas (2005). He recorded 1,125 tackles (792 solo), 43.0 sacks and two interceptions in 173 games

with 153 starts. He advanced to Super Bowl XXXV with the N.Y. Giants after the 2000 season.

At Miami in 1992, he earned All-America honors, was the Butkus Award runner-up and finished seventh in Heisman Trophy voting. He was also the Big East Defensive Player of the Year and finished his career as the third-leading tackler in school history.

He was inducted into the University of Miami Sports Hall of Fame in 2005 after being a part of two national title teams.

Born on April 19, 1970, Barrow is an ordained Christian minister and he and his wife, Shelley, have one daughter, Mikenzi, and sons, Kaleb, John Michael and Michael II.

BARROW'S COACHING CAREER

2006	Homestead High School <i>Assistant Head Coach</i>
2007-13	University of Miami <i>Linebackers</i>
2015-	Seattle Seahawks <i>Linebackers</i>



DWAIN BOARD

ASSISTANT DEFENSIVE LINE

SEAHAWKS EXPERIENCE: 8TH YEAR
NFL EXPERIENCE: 24TH YEAR

Hired on March 25, 2015, Board returns to the Seahawks where he spent six seasons (2003-08) as defensive line coach, helping the team rank second in the NFL with 136 sacks from 2005-07 and totaling an NFL-leading 50

sacks during Seattle's Super Bowl XL run in 2005.

Following his time in Seattle, he spent two seasons each with the Oakland Raiders (2009-10), Cleveland Browns (2011-12) and St.

Francis High in Mountain View, Calif. (2013-14).

Board helped the defensive line lead the league in rush defense in 2015, allowing 81.5 yards per game and a franchise-record low 1,304 yards for the second-consecutive season.

He began his coaching career in San Francisco where he coached the defensive line from 1990-2002, helping the 49ers win Super Bowl XXIX vs. San Diego after the 1994 season.

Board earned three Super Bowl rings (1981, 1984, 1988) with the San Francisco 49ers during his 10-year playing career (1979-88) and was named Super Bowl XIX Defensive Player of the Game after recording four tackles and 2.0 sacks vs. Miami after the 1984 season.

He is one of 20 people in NFL history to win a Super Bowl as both a player and coach.

A graduate of Franklin County (Va.) High, Board was a three-time All-America selection at North Carolina A&T and a fifth-round draft choice of the Pittsburgh Steelers in 1979.

Following his release by Pittsburgh, he signed with the 49ers and registered a team-leading seven sacks as a rookie in 1979. Board tallied double-digit sack totals each year from

1983-85, including a career-high 13.0 in 1983. He retired following the 1988 season, after joining the Saints for the final four games.

Born on November 29, 1956 in Rocky Mount, Va., "Pee Wee" has three daughters, Camille, Allie and Tessa Raine.

BOARD'S COACHING CAREER

1990-93	San Francisco 49ers <i>Defensive Line Assistant</i>
1994-02	San Francisco 49ers <i>Defensive Line</i>
2003-08	Seattle Seahawks <i>Defensive Line</i>
2009	Oakland Raiders <i>Defensive Line</i>
2011-12	Cleveland Browns <i>Defensive Line</i>
2013-14	St. Francis High (Mtn. View, Calif.) <i>Assistant Coach</i>
2015-	Seattle Seahawks <i>Assistant Defensive Line</i>



TOM CABLE

ASSISTANT HEAD COACH/ OFFENSIVE LINE

SEAHAWKS EXPERIENCE: 6TH YEAR
NFL EXPERIENCE: 11TH YEAR

Cable joined the Seahawks staff on January 18, 2011, after spending four years with the Oakland Raiders, serving the last two-plus years as head coach.

In collaboration with offensive coordinator Darrell Bevell, the two spearheaded Seattle's rushing attack to become the best since the 2011 season. Behind his lines, the Seahawks running game ranks first in the NFL with 11,553 rush yards since 2011, posted 100-plus team rushing yards in 62 of its last 73 games, including a franchise-record 25-game streak of 100-plus yards snapped in 2015.

Seattle's rush offense finished in the top-five for the fourth-consecutive season in 2015, ranking third with 141.8 yards per game. The season saw the emergence of rookie Thomas Rawls, who rushed for the second-most yards in franchise history with 209 yards on 30 car-

ries vs. San Francisco, also breaking Curt Warner's 1983 club record by a rookie (207 yards). In addition to his rushing total, he added 46 yards on three receptions and his 255 total yards from scrimmage are the seventh-most by a rookie in NFL history (third in Seahawks history), and most by an undrafted rookie.

Cable was the leader of the no. 1-ranked rushing attack in the NFL during Seattle's run to Super Bowl XLIX with a franchise record 2,762 yards on the ground and saw his unit set the franchise-record for rushing yards in a single-game with 350 vs. the N.Y. Giants.

A Pro Bowler for the fourth-consecutive season, Marshawn Lynch totaled a career-high 17 touchdowns in 2014 (career-high 13 rush, career-high four rec.) and added 1,306 yards on 280 carries.

The Seahawks once again ranked in the top-five in rushing in 2013, averaging 136.8 ypg to rank fourth in the NFL. Center Max Unger and tackle Russell Okung earned Pro Bowl nods for the second-consecutive season in helping Lynch to another Pro Bowl season with 1,257 yards and 14 total touchdowns (12 rush, two rec.) on 301 carries.

In Super Bowl XLVIII's win over Denver, Seattle's rushing attack gained 135 yards on 29 carries and recorded one touchdown.

Sticking with its offensive identity of running the ball, Cable's 2012 line was led by first-team All-Pro and Pro Bowl center Unger and Pro Bowl tackle Okung, finishing the season as the league's fourth-youngest starting offensive line. Seattle's rushing attack ranked third in the NFL with 2,579 yards led by first-team All-Pro and Pro Bowl running back Lynch. Lynch set career-highs in carries (315), yards (1,590, 3rd NFL), average gain (5.0, 4th NFL) and most yards from scrimmage (1,786, 4th NFL). He also scored the third-most rushing touchdowns of his career with 11 and set the franchise's highest yards per carry average (11.64, 11 for 128) vs. Arizona (12/9).

Seattle's line once ranked as the third-youngest in the NFL in 2011, but with injuries to rookie RT James Carpenter and RG John Moffitt, and second-year tackle Okung, the Seahawks line finished as the seventh-youngest starting line in the league. Despite that, Cable plugged away and maintained a solid unit as Seattle's line paved the way for Lynch's Pro Bowl season with 285 carries, 1,204 yards and 12 rushing touchdowns, while becoming Seattle's first 1,000-yard rusher since Shaun Alexander (2005).

Cable was named the 17th head coach of the Oakland Raiders on February 3, 2009. He served as the interim head coach for 12 games of the 2008 season following the announcement on September 30, 2008, and led the Raiders to victories in the campaign's final two games.

He led Oakland to an 8-8 record in 2010, its most wins since the 2002 season and went 17-27 in his time leading the Silver and Black. The Raiders rushing attack ranked in the top 10 in the NFL in 2007 (6th) and 2008 (10th) behind his offensive lines.

Cable broke into the NFL ranks in 2006 as the offensive line coach for Atlanta, where he tutored a unit that saw the Falcons lead the NFL in rushing.

From 2004-05, Cable was both the offensive coordinator and offensive line coach at UCLA, where he helped develop one of the most productive offensive units in the nation. In 2005, he coordinated a UCLA offense that averaged 431 yards in total offense per game while earning 10 wins and a bowl berth. In 2004, the Bruins offense under Cable improved by more

than 1,000 yards from the previous season while averaging 410 yards per game.

He served as the head coach of the University of Idaho from 2000-03. During his tenure at Idaho, his teams averaged 424.1 yards of total offense per game. Cable also spent two years at the University of Colorado, serving as the offensive line coach and the following year was promoted to offensive coordinator. Under his direction, the Buffaloes offense ranked 14th in the nation in 1999, averaging 424.9 yards per game.

He spent six seasons (1992-97) as offensive line coach at the University of California, where he tutored four first-team All-Pac-10 selections.

Cable began his coaching career at his alma mater, serving as a graduate assistant at Idaho in 1987 and 1988. He was a graduate assistant at San Diego State in 1989, defensive line coach at Cal State Fullerton in 1990 and offensive line coach at Nevada-Las Vegas in 1991.

The Merced, Calif. native played four years at Idaho, three as a starting guard, and spent one season with the Indianapolis Colts before beginning his coaching career.

Cable, born on November 26, 1964, and his wife Carol, have four children, Ryan, Amanda, Alex and Zach.

CABLE'S COACHING CAREER

1987-88	University of Idaho <i>Graduate Assistant</i>
1989	San Diego State <i>Graduate Assistant</i>
1990	Cal State Fullerton <i>Defensive Line</i>
1991	UNLV <i>Offensive Line</i>
1992-97	University of California <i>Offensive Line</i>
1998-99	University of Colorado <i>Offensive Coordinator/Off. Line</i>
2000-03	University of Idaho <i>Head Coach</i>
2004-05	UCLA <i>Offensive Coordinator/Off. Line</i>
2006	Atlanta Falcons <i>Offensive Line</i>
2007-08	Oakland Raiders <i>Offensive Line</i>
2008-10	Oakland Raiders <i>Head Coach</i>
2011-	Seattle Seahawks <i>Assistant Head Coach/ Offensive Line</i>



DAVE CANALES

WIDE RECEIVERS

SEAHAWKS EXPERIENCE: 7TH YEAR
NFL EXPERIENCE: 7TH YEAR

Named to Seattle's coaching staff on February 4, 2010, Canales entered the NFL after one season as USC's offensive administrative assistant in 2009.

He was promoted to wide receivers coach prior to the 2015 season after the retirement of Kippy Brown.

Canales' top-three receivers in 2015 (Doug Baldwin, Jermaine Kearse, Tyler Lockett) ranked in the top-10 in highest target to reception ratio in the NFL. Baldwin became Seattle's first 1,000-yard receiver since Bobby Engram in 2007 and led the NFL with 14 touchdown receptions, also a franchise-record. Kearse recorded career-highs in receptions, yards and touchdowns while Lockett's 51 receptions tied Baldwin for the fifth-most in franchise history by a rookie.

In addition to his quality control responsibilities of video study of opponents, self-scouting, playbook production, and assisting offensive coordinator Darrell Bevell from 2010-12, Canales added assistant quarterback

coaching duties during Seattle's Super Bowl-winning 2013 season, and 2014, where he worked with coach Carl Smith.

Prior to USC, he coached quarterbacks at El Camino College from 2006-08.

A graduate of Azusa Pacific, he earned his degree in business administration.

Born May 7, 1981, in Carson, Calif., Dave and his wife, Lizzy, have two children, Ashby and Benjamin.

CANALES' COACHING CAREER

2006-08	El Camino College <i>Quarterbacks</i>
2010-12	Seattle Seahawks <i>Quality Control/Offense</i>
2013-14	Seattle Seahawks <i>Asst. QBs/Off. Quality Control</i>
2015-	Seattle Seahawks <i>Wide Receivers</i>



CHRIS CARLISLE

HEAD STRENGTH & CONDITIONING

SEAHAWKS EXPERIENCE: 7TH YEAR
NFL EXPERIENCE: 7TH YEAR

After nine years as USC's head strength and conditioning coach, Carlisle joined Seattle in the same capacity on February 4, 2010.

Carlisle oversees the Super Bowl XLVIII champion's weight room and the overall physical development of the team, helping its movement be efficient as possible.

He was named the 2006 National Collegiate Strength and Conditioning Coach of the Year by the Professional Football Strength and Conditioning Coaches Society.

USC played in the 2001 Las Vegas Bowl, 2003 Orange Bowl, 2004 Rose Bowl, 2005 Orange Bowl (BCS Championship Game), 2006 Rose Bowl (BCS Championship Game), 2007 Rose Bowl, 2008 Rose Bowl, 2009 Rose Bowl and 2009 Emerald Bowl during his tenure.

He came to USC from the University of Tennessee, where he was the associate head strength and conditioning coach for three years (1998-2000). The Volunteers football team won the 1998 BCS Championship Game

and Southeastern Conference championship.

While coaching at Tennessee, Carlisle learned he had Hodgkin's Disease in December of 2000 and began radiation treatments. He was hired by USC in February of 2001, kept his illness a secret except to Trojans Head Coach Pete Carroll, continued treatments in Tennessee and at USC/Norris Comprehensive Cancer Center and Hospital, then doctors told him in the summer of 2001 that the cancer was in remission. He informed the USC players of his ordeal at the start of fall 2001 camp. He was one of 17 nominees for the 2003 Most Courageous Award presented by the Football Writers Association of America and was one of 11 nominees for the 2005 award.

Carlisle began his career as the head football coach and strength coach at Dodge (Neb.) High in 1985. He then spent six seasons (1986-91) as an offensive line coach and strength coach at Blytheville (Ark.) High. He next was a strength and conditioning graduate assistant coach at Arkansas for two years (1992-93) before becoming the head football coach and strength coach at Subiaco (Ark.) Academy, a college prep school, for four seasons (1993-96). He spent 1997 as an offensive line coach and strength coach at Trinity Valley Community College in Athens, Texas, winning the NJCAA

national championship that season.

After playing offensive line at North Iowa Area Community College in Mason City, Iowa, in 1980, he was a three-year (1981-83) starting offensive lineman at Chadron (Neb.) State College, earning All-Area honors.

He earned his bachelor's degree in education from Chadron State in 1985 and a master's degree in history from Arkansas in 1997.

Carlisle prepped at Mason City (Iowa) High, where he starred in football. Born on August 7, 1962, he and his wife, Louon, have one son, Alex.

CARLISLE'S COACHING CAREER

1992-93	University of Arkansas <i>Graduate Asst./Strength & Cond.</i>
1997	Trinity Valley (Athens, Texas) C.C. <i>Offensive Line/Strength</i>
1998-00	University of Tennessee <i>Associate Head Strength & Cond.</i>
2001-09	USC <i>Head Strength & Conditioning</i>
2010-	Seattle Seahawks <i>Head Strength & Conditioning</i>



BRENNAN CARROLL

ASSISTANT OFFENSIVE LINE

SEAHAWKS EXPERIENCE: 2ND YEAR
NFL EXPERIENCE: 2ND YEAR

Named to the Seahawks staff on February 9, 2015, Brennan Carroll joined an NFL staff for the first time in his career after spending 13 years in the college ranks.

In his first season in 2015, he aided Tom Cable and the league's third-ranked rushing attack (141.8 ypg) and fourth-ranked offense (378.6 ypg).

Carroll spent four seasons at the University of Miami as its national recruiting coordinator, in addition to serving his first two seasons (2011-12) as tight ends coach before moving on to wide receivers coach in 2013.

He began his coaching career in 2002 at USC and handled coaching duties as offensive assistant (2002-03), tight ends coach (2004-06) and tight ends/recruiting coordinator (2007-10).

In 2007, tight end Fred Davis won the Mackey Award, selected to the All-American first-team and was a second-round NFL draft pick following the season. Tight end Dominique

Byrd was a third round NFL draft pick following the 2005 season.

Carroll played tight end in college for

B. CARROLL'S COACHING CAREER

2002-03	USC, <i>Offensive Assistant</i>
2004-06	USC, <i>Tight Ends</i>
2007-10	USC <i>Tight Ends/Recruiting Coordinator</i>
2011-12	University of Miami <i>Tight Ends/Recruiting Coordinator</i>
2013-14	University of Miami <i>Wide Receivers/Recruiting Coord.</i>
2015-	Seattle Seahawks <i>Assistant Offensive Line</i>

Delaware (1997) and Pittsburgh (1999-2001) and recorded four receptions for 37 yards and one touchdown during his career.

He attended Saratoga (Calif.) High, where he starred as a linebacker in football and also played

basketball. Carroll earned his bachelor's degree in social sciences from Pittsburgh in 2001.

Born on March 20, 1979, he is the oldest son of head coach Pete Carroll. Married to Amber, the couple has three children.



NATE CARROLL

ASSISTANT WIDE RECEIVERS

SEAHAWKS EXPERIENCE: 6TH YEAR
NFL EXPERIENCE: 6TH YEAR

Named to the Seahawks staff on July 26, 2010, Nate Carroll moved in to the coaching ranks in 2011 after spending the 2010 season as a personnel assistant in the scouting department.

He was joined in 2015 by Dave Canales, who took over for Kippy Brown following his retirement. Carroll was promoted to assistant receivers coach in 2014.

In 2015, Seattle's receivers helped Russell Wilson lead the NFL with a 110.1 rating. Doug Baldwin became Seattle's first 1,000-yard receiver since Bobby Engram in 2007 and led the NFL with 14 touchdown receptions, also a franchise-record. Jermaine Kearse recorded career-highs in receptions, yards and touchdowns while Tyler Lockett's 51 receptions tied Baldwin for the fifth-most in franchise history by a rookie.

Carroll moved in to a new role in 2013 as an offensive assistant, working alongside wide receivers coach Brown during Seattle's Super Bowl-XLVIII winning season. Brown's group helped Russell Wilson become the first quarterback in NFL history with a 100-plus passer rating in each of his first two seasons (2012-13).

In his first two seasons on the Seahawks coaching staff as a defensive assistant, Carroll's primary responsibilities included video study of opponents, self-scouting, play-book production and assisting several coaches and defensive coordinator Gus Bradley.

A graduate of USC, he earned his degree in psychology in 2010. Carroll was a three-sport star at Peninsula High in Palos Verdes, Calif., earning Athlete of the Year honors in 2006, passing on playing college football to attend USC.

Born on March 24, 1987, in Edina, Minn., Nate is the youngest son of head coach Pete Carroll.

N. CARROLL'S COACHING CAREER

2011-12	Seattle Seahawks <i>Defensive Assistant</i>
2013	Seattle Seahawks <i>Offensive Assistant</i>
2014-	Seattle Seahawks <i>Assistant Wide Receivers</i>



ANDRE CURTIS

DEFENSIVE BACKS

SEAHAWKS EXPERIENCE: 2ND YEAR
NFL EXPERIENCE: 11TH YEAR

Hired by the Seahawks on March 25, 2015, Curtis joins his fourth NFL team after spending three seasons (2012-14) with the New Orleans Saints as assistant secondary coach.

In his first season with Seattle in 2015, the Seahawks secondary boasted three Pro Bowlers in S Kam Chancellor, CB Richard Sherman and S Earl Thomas for the third-con-

secutive season as they helped Seattle rank second in total defense (291.8 ypg) and second in pass defense (210.3 ypg) in the NFL.

In New Orleans, Curtis worked with safety Kenny Vaccaro and cornerback Keenan Lewis. Vaccaro was a PFWA All-Rookie selection as he led the secondary with 93 tackles while Lewis led the team with a career-high four interceptions in 2013.

Curtis was a defensive quality control coach for the N.Y. Giants from 2006-08 and the defensive backs/safeties coach for the St. Louis Rams from 2009-11 before joining the Saints. In 2011, the Rams finished seventh in the NFL in pass defense (206.7 ypg).

Prior to the NFL, he coached defensive ends at Georgia Southern (2004-05) and linebackers at his alma mater, Virginia Military Institute, from 2000-03.

While on the VMI staff, Curtis worked in the N.Y. Jets training camp in 2002, and in 2003, was with the Tampa Bay Buccaneers as a part of the NFL's Bill Walsh Minority Coaching Fellowship.

Curtis was a four-year letterwinner as a linebacker at VMI from 1996-99. He started 31 consecutive games and finished his career with

354 tackles, while earning second-team All-Southern Conference honors in 1998.

Born on December 8, 1976, Curtis is a native of Beaverdam, Va. and has a bachelor's degree in economics and business from VMI.

CURTIS' COACHING CAREER

2000-03 Virginia Military Institute
Linebackers

2004-05 Georgia Southern
Defensive Ends

2006-08 N.Y. Giants
Quality Control/Defense

2009-11 St. Louis Rams
Defensive Backs/Safeties

2012-14 New Orleans Saints
Assistant Secondary

2015 Seattle Seahawks
Assistant Secondary/Safeties

2016- Seattle Seahawks
Defensive Backs



MONDRAY GEE

ASSISTANT STRENGTH & CONDITIONING

SEAHAWKS EXPERIENCE: 7TH YEAR
NFL EXPERIENCE: 16TH YEAR

Hired on February 4, 2010, Mondray Gee enters his 16th year in the NFL, spending the first seven in Detroit and two in Green Bay's weight room. Recommended to coach Carroll by GM John Schneider, who also worked in Green Bay before joining Seattle.

In Seattle, Gee works alongside the athletic training staff to conduct comprehensive and rigorous rehabilitation programs for players returning from injured reserve and/or the team's physically unable to perform list.

Last season, Gee aided safety Earl Thomas' (shoulder) return to the practice field in training camp from the physically unable to perform list. Thomas went on to play in his 108th consecutive game.

In 2014, he worked with defensive backs Jeremy Lane (groin) and Tharold Simon (foot) to return from their injuries to compete in a deep secondary unit during the team's run to Super Bowl XLIX.

In 2011, wide receiver Deon Butler, who suffered a broken leg, and cornerback Roy Lewis, who underwent knee surgery returned from the physically unable to perform list during the season to be productive backups. Gee followed this success with another rehabilitation program for cornerback Walter Thurmond in 2012, aiding him in his return to the playing field from multiple lower leg injuries.

While in Green Bay, Gee worked with players on improving power development, speed, recovery & regeneration and flexibility. Was a part of the staff that helped Pro Bowl players Nick Collins, Aaron Rodgers, Clay Matthews and Charles Woodson earn a trip to the post-season in 2009 with an 11-5 record.

His primary duties in Detroit included designing, organizing and executing strength and conditioning procedures, as well as assisting with practice and assisting the defensive staff on game days.

Prior to his tenure in Detroit, Gee worked in many capacities at Michigan State (1996-2001). At the school, he assisted the strength and conditioning department and the football team. He worked as an intern as an undergrad and served as a graduate assistant from 2000-01.

Gee earned a bachelor's degree in kinesiology education in 1999, and secured a master's degree in athletic administration in 2002.

At Michigan State, he worked with several NFL players including Chris Baker, T.J. Duckett, Julian Peterson, Plaxico Burress and Renaldo Hill. He also worked with other athletes, including NBA players Jason Richardson, Charlie Bell and Zach Randolph.

In the summer of 1999, Gee interned for the Chicago Cubs Class A affiliate, Lansing Lugnuts, assisting major leaguer Carlos Zambrano.

Gee, pronounced like the letter 'G,' is an avid music listener, enjoys working out, bird-watching and was on the 2014 Gatorade advisory board along with fellow NFL strength coaches, athletic trainers and nutritionists.

His cousin, Super Bowl XXXVI champion Karl Williams, who played in the NFL for nine seasons (1996-2004), is the all-time leader in punt return yards for the Tampa Bay Buccaneers (2,279).

Born on June 15, 1976, in Detroit, Mich., Gee attended Wayne Memorial High School in Wayne, Mich., where he played basketball, ran track and was a part of the school choir.

GEE'S COACHING CAREER

2000-01	Michigan State <i>Graduate Asst./Strength & Cond.</i>
2001-07	Detroit Lions <i>Strength & Conditioning Assistant</i>
2008-09	Green Bay Packers <i>Strength & Conditioning Assistant</i>
2010-	Seattle Seahawks <i>Assistant Strength & Conditioning</i>



JOHN GLENN DEFENSIVE ASSISTANT

SEAHAWKS EXPERIENCE: 5TH YEAR
NFL EXPERIENCE: 5TH YEAR

Hired on February 14, 2012 to be the team's special teams coaching assistant, Glenn moved to a new role in 2014 as its quality control/defense coach and to defensive assistant in 2016.

Glenn's primary responsibilities include video study of opponents, self-scouting, play-book production and assisting defensive coordinator Kris Richard.

He entered the league after spending two seasons (2010-11) as the University of Washington's quality control coach.

Glenn was a three-year letterwinner at linebacker and a starter on East Stroudsburg University's 2004 and 2005 NCAA playoff teams. He was also a two-year letterwinner in basketball in 2001-02 and 2002-03.

Born on July 20, 1981 in Scranton, Pa., Glenn and his wife, Leigh, have two sons, Nate and Luke.

GLENN'S COACHING CAREER

2006-08	North Carolina Wesleyan College <i>Linebackers</i>
2010-11	University of Washington <i>Quality Control</i>
2012-13	Seattle Seahawks <i>Coaching Assistant/Special Teams</i>
2014-15	Seattle Seahawks <i>Quality Control/Defense</i>
2016-	Seattle Seahawks <i>Defensive Assistant</i>



WILL HARRIGER

ASSISTANT QUARTERBACKS

SEAHAWKS EXPERIENCE: 3RD YEAR
NFL EXPERIENCE: 3RD YEAR

Will Harriger joined the Seahawks coaching staff as an offensive assistant on May 2, 2014 after spending 10 years coaching collegiately, and this season moves on to assistant quarterbacks responsibilities.

He will focus primarily on working with offensive coaches, Darrell Bevell, Tom Cable and Carl Smith, whose offense ranked fourth in the NFL last season (387.6 ypg).

Harriger, whose career began in 2004 at Midwestern State in Wichita Falls, spent the majority of his collegiate time on the defensive side of the ball, focusing on the linebacker position. He has also coached at Tennessee-Martin (2006), Auburn (2007), Texas (2008), Tennessee-Martin (2009), Texas Tech (2010-11) and most recently at Florida (2012-13).

Born on June 20, 1982, Harriger earned his degree in communications from Auburn in 2004 and has one daughter, Daisy.

HARRIGER'S COACHING CAREER

2004-05	Midwestern State <i>Graduate Asst./Outside LBs</i>
2006	University of Tennessee-Martin <i>Graduate Asst./Tight Ends</i>
2007	Auburn University <i>Defensive Administrative Asst.</i>
2008	University of Texas <i>Quality Control/Defense</i>
2009	University of Tennessee-Martin <i>Linebackers</i>
2010-11	Texas Tech <i>Graduate Asst./Defense</i>
2012-13	University of Florida <i>Coaching Intern/Defense</i>
2014	Seattle Seahawks <i>Offensive Assistant</i>
2015	Seattle Seahawks <i>Assistant QBs/Off. Quality Control</i>
2016-	Seattle Seahawks <i>Assistant Quarterbacks</i>





TRAVIS JONES

DEFENSIVE LINE

SEAHAWKS EXPERIENCE: 4TH YEAR
NFL EXPERIENCE: 12TH YEAR

Named to his current position on February 13, 2013, Jones joined then-defensive coordinator Dan Quinn's staff after spending five seasons as assistant defensive line coach for the New Orleans Saints. He began his NFL career with the Miami Dolphins from 2005-07, where he and Quinn were on the same defensive staff.

In 2015, Seattle ranked first in rushing defense allowing a franchise-record low 1,304 yards for the second-consecutive season (81.5 ypg), while Michael Bennett set a career-high with 10.0 sacks.

On its way to Super Bowl XLIX, Seattle's line aided the no. 1-ranked defense by ranking third overall in rushing defense allowing only 81.5 ypg. The unit also ranked second in the NFL in opponent rushing yards per attempt (3.4), despite the loss of stalwart Brandon Mebane midseason.

Jones' Super Bowl XLVIII-winning defensive line was one of the deepest positions on the squad in 2013. Veterans Red Bryant, Chris Clemons and Mebane were joined by free agent additions Bennett, Cliff Avril and Tony McDaniel to improve Seattle's pass rush, always a priority in Pete Carroll's defense. Seattle ranked tied for eighth in the NFL with 44.0 sacks, the most in Carroll's four seasons as coach, as Bennett led the team with 8.5 sacks.

In 2009 with the Saints, defensive end Will Smith enjoyed his finest season as he ranked fifth in the NFL with 13.0 sacks, while the trio of Sedrick Ellis, Anthony Hargrove and Remi Ayodele provided a solid pass rush on the interior line that played an important role in its Super Bowl XLIV victory over Indianapolis.

Prior to arriving in New Orleans, Jones spent three seasons with the Miami Dolphins, his first year as assistant defensive line coach and his final two seasons tutoring the outside linebackers and defensive ends. During his Dolphins tenure, the line recorded 92.0 sacks. Defensive end Jason Taylor was selected to the Pro Bowl each year and was named the 2007 NFL Defensive Player of the Year. The Dolphins ranked second in the league in sacks in 2005 and third in 2006.

He began his coaching career at his alma mater, Georgia, in 1997 as a graduate assistant/defensive line before moving on to Appalachian State (1998-00), Kansas (2001-02) and LSU (2003-04), where he was the defensive line coach/recruiting coordinator for the Tigers.

At LSU, Jones coached a defensive front that featured defensive tackle Chad Lavalais, a consensus All-American, finalist for the Nagurski and Lombardi Awards and the SEC Defensive Player of the Year. Following the 2003 BCS National Championship season, Lavalais and defensive end Marquise Hill were both selected in the NFL Draft. Defensive End Marcus Spears was also named All-SEC in 2003, a consensus All-American in 2004 and a first-round draft pick by the Dallas Cowboys in 2005.

Jones was a four-year letter-winner for the Bulldogs (1990-92, 94) as a defensive lineman and served as team captain as a senior, playing one season with the Baltimore Stallions of the CFL in 1995 following graduation. He earned his master's degree in 1998.

JONES' COACHING CAREER

1997	University of Georgia <i>Graduate Assistant/Defensive Line</i>
1998-2000	Appalachian State <i>Linebackers/Recruiting Coordinator</i>
2001-02	University of Kansas <i>Defensive Line</i>
2003-04	LSU <i>Defensive Line/Recruiting Coord.</i>
2005	Miami Dolphins <i>Assistant Defensive Line</i>
2006-07	Miami Dolphins <i>Defensive Ends/Outside Linebackers</i>
2008-12	New Orleans Saints <i>Assistant Defensive Line</i>
2013-	Seattle Seahawks <i>Defensive Line</i>

Born on June 6, 1972 in Irwinton, Ga., for the last 10 years Jones has held a football camp for youngsters in central Georgia that teaches the fundamentals of football, sports-

manship and the importance of goal-setting to serve them on and off the field.

Jones and his wife, Melody, have three children, Kennedy, Averi and Mason.



PAT MCPHERSON

TIGHT ENDS

SEAHAWKS EXPERIENCE: 7TH YEAR
NFL EXPERIENCE: 19TH YEAR

Named to his position on February 4, 2010, McPherson joined Seattle after 11 years with the Denver Broncos, most recently serving as their tight ends coach from 2007-08. Before being named to that position, he spent four years (2003-06) as quarterbacks coach for the Broncos and also served as an offensive assistant (1999-2002) and defensive assistant (1998).

Jimmy Graham joined McPherson's group in 2015 but saw his season cut short after 11 games and 48 receptions for 605 yards and two touchdowns.

In their Super Bowl XLVIII winning season, Zach Miller and Luke Willson combined for 53 receptions for 659 and six touchdowns, with a career-high tying five coming from Miller.

In 2012, Miller and Anthony McCoy each had three touchdowns while Miller hauled in 38 passes for 396 yards and McCoy had career-highs in catches (18), yards (291) and touchdowns.

In Denver, McPherson's promotion to quarterbacks coach in 2003 coincided with the Broncos signing of Jake Plummer. Plummer's 39-15 regular-season record (.722) from 2003-06 with McPherson as his position coach marked the fourth-best winning percentage among all NFL signal callers. In addition, Plummer concluded his career with Denver as its all-time leader in passer rating (84.3).

In 2004, Plummer set a Broncos single-season record for passing yards (4,089) while tying the team's record for most touchdown passes (27) in a season and directing the AFC's No. 3 pass offense (249.9 ypg). Additionally, the signal-caller posted 499 passing yards against the Falcons (10/31/04) for the highest single-game total in franchise history.

Plummer took his game to new levels under McPherson in 2005, leading Denver to a 13-3 record, an AFC West title and a berth in the AFC Championship Game while throwing for 3,366 yards.

McPherson in 2006 helped ease rookie quarterback Jay Cutler's transition into the NFL as the first-round draft choice started Denver's final five games and made league history in the process. Cutler became the first rookie in NFL history and one of only two players in league annals to throw at least two touchdown passes in each of his first four games.

McPherson was hired by the Broncos following a four-year coaching stint at his high school alma mater, Bellarmine College Prep in San Jose, Calif. In addition to football, his duties included teaching English, algebra and physical fitness at the school.

During his tenure at Bellarmine, the football team compiled a record of 35-11, won three consecutive league titles and made one section championship appearance. He also gained valuable coaching experience volunteering with the San Francisco 49ers in 1996, serving in a defensive quality control capacity.

McPherson holds a bachelor's degree in English and an MBA from Santa Clara, where

MCPHERSON'S COACHING CAREER

1994-97	Bellarmino College Prep <i>Linebackers/Running Backs</i>
1996	San Francisco 49ers <i>Quality Control/Defense (Volunteer)</i>
1998	Denver Broncos <i>Defensive Assistant</i>
1999-02	Denver Broncos <i>Offensive Assistant</i>
2003-06	Denver Broncos <i>Quarterbacks</i>
2007-08	Denver Broncos <i>Tight Ends</i>
2010-	Seattle Seahawks <i>Tight Ends</i>

he captained the football team and was voted Most Inspirational Player as an inside linebacker during his senior season of 1992. He began his collegiate career in 1987 at UCLA, where he received the Charles Pike Award, which recognizes the school's outstanding freshman football player. McPherson signed with the 49ers as a rookie free agent in 1993.

His father, Bill McPherson, coached in the NFL for 21 years and worked as a personnel consultant for the San Francisco 49ers before retiring in February 2005.

McPherson was an all-state and All-America inside linebacker at Bellarmine College Prep and earned Scholar-Athlete of the Year honors as a senior. In April 2004, McPherson was inducted into Bellarmine's Athletic Hall of Fame.

McPherson worked with the National Multiple Sclerosis Society in Santa Clara, Calif., in 1994, organizing and implementing the chapter's largest fund-raising event, the 1994 MS Walk. He was born on April 15, 1969, in Santa Clara, Calif. and has two sons, Jackson and Grayson.



RICKY MANNING, JR.

ASSISTANT DEFENSIVE BACKS

SEAHAWKS EXPERIENCE: 1ST YEAR

NFL EXPERIENCE: 1ST YEAR

Hired on March 29, 2016, former NFL cornerback Ricky Manning, Jr. joins Seattle after three years of collegiate coaching.

A Fresno native, he joins the Seahawks after one season at Fresno State and two seasons at Fresno City College (2013-14), and a coaching internship with the Denver Broncos in the summer of 2014.

Manning, Jr. was originally a third-round pick (82nd overall) by the Carolina Panthers in the 2003 NFL Draft, and also played for Chicago and St. Louis. He played in 84 games with 38 starts, totaling 237 tackles, 4.0 sacks, 14 interceptions (returning two for touchdowns), 33 passes defended, four forced fumbles and seven fumble recoveries. He added five postseason interceptions and played in Super Bowls XXXVIII with Carolina and XLI with Chicago.

He started 45 consecutive games for UCLA in college, ranking as the second-longest starting streak in school history. He intercepted 13 passes as a Bruin and was a three-time first-team All-Pac 10 selection.

He began his coaching career at his alma

mater, Edison High School, leading his team to a 9-4 record and semifinal playoff appearance in 2012.

Manning, Jr. returned to school, and in 2013, graduated with a degree in business administration & organizational leadership from Fresno Pacific. He is also working towards his master's degree from Fresno Pacific.

Born on November 18, 1980, he and his wife, Tosha, have four sons.

MANNING, JR.'S COACHING CAREER

2012	Edison High (Fresno, Calif.) <i>Head Coach</i>
2013-14	Fresno City College <i>Secondary/Special Teams Coordinator</i>
2015	Fresno State <i>Graduate Assistant/Secondary</i>
2016-	Seattle Seahawks <i>Assistant Defensive Backs</i>



CHAD MORTON

ASSISTANT RUNNING BACKS
ASSISTANT SPECIAL TEAMS

SEAHAWKS EXPERIENCE: 3RD YEAR
NFL EXPERIENCE: 8TH YEAR

Hired on March 17, 2014, as assistant special teams coach, Morton joined the Seahawks after spending four seasons in the same role with the Green Bay Packers. In 2015, he began work with the running backs.

In 2015, Morton helped the emergence of rookie Tyler Lockett become a first-team AP All-Pro as a return specialist. Lockett became the second player in NFL history (Hall of Famer Gale Sayers) to return a punt and kickoff for touchdowns and have five receiving touchdowns in a single-season. Lockett returned a kickoff 105 yards for a franchise-record and his 1,915 combined yards are the fourth-most in a season in franchise history, and his 139 punt return yards at Arizona set the club record.

Morton's contributions in Green Bay affected various aspects of the return game, where Randall Cobb was named a first alternate for the Pro Bowl as a kick returner in 2013. Cobb became the first player in NFL history to have 900-plus kickoff return yards (964) and receiving yards (954) in the same season.

Cobb was also named a Pro Bowl alternate and to the Pro Football Weekly/PFWA All-Rookie team for his efforts as the team's primary returner in 2011. Cobb finished with 34 kickoff returns for 941 yards and a touchdown, and finished the season ranked No. 2 in the NFL (first among rookies) with a 27.7 average.

A seven-year NFL veteran as a player, Morton was a running back and kick/punt returner who began his career with New Orleans in 2000 as a fifth-round draft pick. Serving primarily as a returner as a pro, Morton tallied 5,401 career kickoff-return yards and three kick-return scores, as well as 1,431 career punt-return yards and one score, in 93 career games. He was selected as a Pro Bowl alternate as a returner in 2002 and 2005.

He is the only player in NFL history to return a kickoff for a touchdown in regulation and overtime in the same game (at Buffalo, 9/8/02) and joins Chicago's Dave Williams (at Detroit, Nov. 27, 1980) as the only players in NFL history to return a kickoff for a touchdown in overtime. In 2000 with the Saints, Morton tied the NFL single-game playoff record with 13 receptions, against the Minnesota Vikings.

Morton was an All-Pac-10 selection at Southern California, where he served as the team's primary running back his final two seasons. He led the team with 1,141 yards and 15 touchdowns on 262 carries as a senior, and he ranks 11th on the Trojans' all-time rushing list with 2,511 career yards. He graduated from USC with a degree in sociology.

Born on April 4, 1977, in Torrance, Calif., Morton attended South High School, where he played running back and also ran track. His older brother, Johnnie, played wide receiver for 12 seasons (1994-2005) in the NFL, including eight with the Detroit Lions.

Morton and his wife, Tamra, have two sons, Avery and Aiden, and two daughters, Alexis and Ariella.

MORTON'S COACHING CAREER

2009	Green Bay Packers <i>Coaching Administrator</i>
2010-13	Green Bay Packers <i>Special Teams Assistant</i>
2014	Seattle Seahawks <i>Assistant Special Teams</i>
2015-	Seattle Seahawks <i>Asst. RBs/Asst. Special Teams</i>



PAT RUEL

ASSISTANT OFFENSIVE LINE

SEAHAWKS EXPERIENCE: 7TH YEAR
NFL EXPERIENCE: 12TH YEAR

Hired to assist the offensive line on September 6, 2010, Ruel begins his seventh season in Seattle. He joined the Seahawks after coaching five seasons (2005-09) at USC in the same capacity.

In collaboration with Tom Cable, the two spearheaded Seattle's rushing attack to become the best since the 2011 season. Behind their lines, the Seahawks running game ranks first in the NFL with 11,553 rush yards since 2011, posted 100-plus team rushing yards in 62 of its last 73 games, including a franchise-record 25-game streak of 100-plus yards snapped in 2015.

Seattle's rush offense finished in the top-five for the fourth-consecutive season in 2015, ranking third with 141.8 yards per game.

Seattle was the no. 1-ranked rushing attack in the NFL during Seattle's run to Super Bowl XLIX with a franchise record 2,762 yards on the ground and it set the franchise-record for rushing yards in a single-game with 350 vs. the N.Y. Giants.

The Seahawks once again ranked in the top-five in rushing in 2013, averaging 136.8 ypg to rank fourth in the NFL during their Super Bowl XLVIII championship season.

Seattle's 2012 line was led by first-team All-Pro and Pro Bowl center Max Unger and Pro Bowl LT Russell Okung. Seattle's rushing attack ranked third in the NFL with 2,579 yards led by first-team All-Pro and Pro Bowl running back Marshawn Lynch. Lynch set career-highs in carries (315), yards (1,590, 3rd NFL), average gain (5.0, 4th NFL) and most yards from scrimmage (1,786, 4th NFL). He also set the franchise's highest yards per carry average (11.64, 11 for 128) vs. Arizona (12/9).

Assisting Cable in 2011, Seattle's line once ranked as the third-youngest in the NFL, but with injuries to rookie RT James Carpenter and RG John Moffitt, and second-year tackle Okung, the Seahawks line finished as the seventh-youngest in the league. Despite that, Cable and Ruel plugged away and maintained a solid unit as Seattle's line paved the way for Lynch's 285 carries, 1,204 yards and 12 rushing touchdowns. Lynch also led the league the

last-half of the season with 941 yards and nine touchdowns, rushing for 100+ in six of the last nine games and became Seattle's first 1,000-yard rusher since Shaun Alexander (2005).

At the college level in 2008, Ruel was picked as one of the country's top 25 recruiters by Rivals.com.

In 2007, offensive tackle Sam Baker was named an All-American first teamer for the third consecutive year (third Trojan to do so), offensive guard Chilo Rachal made the All-Pac-10 first team and center Kristofer O'Dowd was a freshman All-American first teamer. Baker was a first-round NFL draft pick following the 2007 season, while Rachal was a second rounder.

In 2006, center Ryan Kalil was an All-American first-team pick and a second-round pick in the 2007 NFL draft.

In 2005, Baker and offensive guard Deuce Lutui were All-American first teamers and Kalil was on the All-Pac-10 first team. Lutui and offensive tackle Winston Justice were second-round picks in the 2006 NFL draft, while offensive guard Fred Matua was a seventh rounder.

Ruel spent the 2004 season as an offensive line assistant with the New York Giants after spending the previous four seasons with Buffalo (2003), Green Bay (2001-02) and Detroit (2000). The Packers advanced to the NFC playoffs both seasons.

Prior to that, Ruel worked on the college level for the first 26 years of his career. His coaching career began in 1973 as a graduate assistant at his alma mater, Miami. He was promoted to a full-time assistant handling the offensive line for the Hurricanes for the following three seasons (1974-76).

In 1977, he became the assistant offensive line coach at Arkansas (Pete Carroll was a member of that Razorbacks staff) before spending four seasons (1978-81) at Washington State (first two seasons as the offensive line coach before adding offensive coordinator duties for his final two seasons).

Ruel was the offensive coordinator and offensive line coach at Texas A&M for the next three years (1982-84), before carrying that role (along with assistant head coach) to Northern Illinois (1985-87).

Ruel served at Kansas from 1988-96, with the first three seasons as the offensive coordinator and offensive line coach, then adding assistant head coach to his title the final years. The Jayhawks played in the 1992 and 1995 Aloha Bowls.

After spending 1997 in private business, Ruel coached at Michigan State for two years (1998-99), the first year as the offensive line coach and then adding assistant head coach

duties in the second season. The Spartans played in the 2000 Florida Citrus Bowl.

Ruel lettered at offensive guard for Miami in 1971 and 1972 while receiving his bachelor's degree in psychology in 1972. Ruel prepped at Coral Gables High, where he starred in football.

He was born on December 5, 1950. He and his wife, Marti, have a daughter, Sabra. His full name is Golden Pat Ruel.

RUEL'S COACHING CAREER

1973	University of Miami <i>Graduate Assistant</i>
1974-76	University of Miami <i>Offensive Line</i>
1977	University of Arkansas <i>Asst. Offensive Line</i>
1978-79	Washington State <i>Offensive Line</i>
1980-81	Washington State <i>Off. Coordinator/Off. Line</i>
1982-84	Texas A&M <i>Asst. Head Coach/OC/Off. Line</i>
1985-87	Northern Illinois <i>Asst. Head Coach/OC/Off. Line</i>
1988-90	University of Kansas <i>Off. Coordinator/Off. Line</i>
1991-96	University of Kansas <i>Asst. Head Coach/OC/Off. Line</i>

1998	Michigan State <i>Offensive Line</i>
1999	Michigan State <i>Asst. Head Coach/Off. Line</i>
2000	Detroit Lions <i>Offensive Line</i>
2001-02	Green Packers <i>Asst. Offensive Line</i>
2003	Buffalo Bills <i>Offensive Line</i>
2004	New York Giants <i>Offensive Line Asst.</i>
2005-09	University of Southern California <i>Offensive Line</i>
2010-	Seattle Seahawks <i>Assistant Offensive Line</i>



BRIAN SCHNEIDER SPECIAL TEAMS COORDINATOR

SEAHAWKS EXPERIENCE: 7TH YEAR
NFL EXPERIENCE: 9TH YEAR

Named to his current position on February 4, 2010, Schneider returned to the NFL after one year at USC.

Since 2010, his special teams units lead the NFL in touchdowns/safeties scored (13), rank second in takeaways (14), and third in blocked kicks (15).

His teams have scored at least once in each of the last six seasons.

Last season, Schneider coached rookie Tyler Lockett to a first-team AP All-Pro season as a return specialist. Lockett became the sec-

ond player in NFL history (Hall of Famer Gale Sayers) to return a punt and kickoff for touchdowns and have five receiving touchdowns in a single-season. Lockett returned a kickoff 105 yards for a franchise-record and his 1,915 combined yards are the fourth-most in a season in franchise history, and his 139 punt return yards at Arizona set the club record.

Kicker Steven Hauschka recorded his fifth-straight 100-point season and was second in the NFL with a .938 conversion rate, while also posting a streak of 19-consecutive made field



goals (third-longest in franchise history).

In 2014, Hauschka tied the franchise record converting a 58-yard field goal at Carolina. Punter Jon Ryan was named the Special Teams Player of the Month for September after averaging 48.3 yards per punt with a 43.3 net avg. and landing seven of his 12 punts inside the 20.

Seattle's special teams showcased its strong coverage units and reliable kicking game during 2013's Super Bowl XLVIII championship season.

Kicker Hauschka had a career-year converting 33 of 35 field goals (Seahawks single-season record .943) for a club-record 143 kicker points. He also converted 22 consecutive field goals, the second-longest streak in franchise history. Seattle's punt coverage unit allowed only 25 yards through the first 15 games, on track to set the NFL record for a 16-game season, but came up just shy of that record, settling for 82 return yards and second place. Special teams played a major role in the Super Bowl. Missing the majority of the season, Percy Harvin returned and took the second-half opening kick 87 yards for a touchdown and a 29-0 lead to propel Seattle to the title.

In 2012, Seattle's special teams unit excelled in all phases and set records in the process. Schneider's unit scored on a blocked punt, kickoff return, muffed punt and blocked field goal during the season. The blocked field goal vs. San Francisco was returned 90 yards, the third-longest field goal block return in NFL history. Kick returner Leon Washington led the NFC (2nd NFL) with a 29.0 kickoff return average and tied the NFL record with his eighth-career kickoff return for a touchdown coming

at Miami. Ryan set the franchise mark with a 40.8 net average and became just the third punter in NFL history to average 60-plus yards per punt in a single game (4 for 240 vs. New England). Hauschka also set a franchise mark making at least one field goal in 14 consecutive games (2011-12).

Schneider's kickers were again a strong unit in 2011. Punter Ryan continued his consistent play, breaking his own club record for highest punting average in a season (46.6) and leading the NFL with a career-high 34 punts landing inside the 20, tying for the second-most in Seattle history. Working with new kicker in Hauschka, he converted 25 of 30 field goals on the season, tied the franchise mark and set a career-high with five made field goals vs.

SCHNEIDER'S COACHING CAREER

1994-96	Colorado State <i>Special Teams/Graduate Assistant</i>
1997-02	Colorado State <i>Special Teams Coord./Tight Ends</i>
2003-05	UCLA <i>Special Teams/Linebackers/Safeties</i>
2006	Iowa State <i>Special Teams/Tight Ends</i>
2007-08	Oakland Raiders <i>Special Teams Coordinator</i>
2009	USC <i>Special Teams Coordinator</i>
2010-	Seattle Seahawks <i>Special Teams Coordinator</i>

Baltimore and holds the club mark for longest field goal attempt (61).

In his first season, Seattle's special teams were one of the top units in the NFL. Schneider's schemes helped Washington become a second-team AP All-Pro kick returner and helped the team to rank third in the NFL with an average drive start at the 30.2 yard line. The Seahawks also excelled in kick coverage, as they ranked fifth in the NFL with opponents starting at their own 24.6 yard line.

Washington tied for the league-lead with three kickoff return touchdowns and became the first player in NFL history to return three kickoffs for touchdowns in two different seasons (2007). He became the 10th player in NFL history to return two kickoffs for touchdowns in a single game. Those two returns, 101 and 99 yards, helped him become the third player in NFL history with two touchdowns of 99-plus yards in the same game.

His individual kickers won Special Teams Player of the Week awards with Olindo Mare earning Week 7 honors after connecting on a Seahawks-record five field goals vs. Arizona. Mare also set a Seahawks record with 30 consecutive made field goals that also tied for the sixth-longest streak in NFL history. Ryan had 27 punts inside the 20 and his 27:1 inside the 20 to touchback ratio led the NFL.

Schneider coached special teams in Oakland for two seasons (2007-08). In both seasons, Shane Lechler led the NFL in punting and was named to the Pro Bowl.

In 2006, he handled special teams and tight ends at Iowa State. He then moved briefly to the Air Force Academy in early 2007 before being hired by the Raiders that season.

He moved to UCLA for three seasons (2003-05), working with the linebackers and safeties in addition to the special teams. Maurice Jones-Drew led the nation in punt returns in 2005.

Schneider began his coaching career as a graduate assistant at his alma mater, Colorado State, for three years (1994-96), working with the special teams and defense. He then was promoted as a full-time assistant for the next six seasons (1997-2002), as the special teams coordinator and coaching the tight ends.

He was a four-year (1990-93) letter-winning linebacker at Colorado State, starting three seasons and earning All-Conference first-team honors as a senior in 1993. He earned his bachelor's degree in social science from Colorado State in 1994.

Schneider starred in football, basketball and track at Pomona High in Arvada, Colo.

He was born on May 16, 1971. Schneider and his wife, Kelli, have a daughter, Jaden, and three sons, Jace, Joby, and Joel.



ROCKY SETO

ASSISTANT HEAD COACH/DEFENSE

SEAHAWKS EXPERIENCE: 7TH YEAR
NFL EXPERIENCE: 7TH YEAR

Hired on February 4, 2010, in a quality control/defense role, former USC linebacker Rocky Seto joined the NFL coaching ranks after 11 seasons at USC. On January 18, 2011, he was promoted to assist Kris Richard with the defensive backs, with his focus on the safeties group. On February 14, 2012, he was named the defensive passing game coordinator and on February 10, 2015, he was promoted to his current role.

In collaboration with Richard, Seto will work to devise game plans for the top defense in the NFL.

During his time, S Earl Thomas has become a five-time Pro Bowler and three-time first-team AP All-Pro, CB Richard Sherman a three-time Pro Bowler and four-time All-Pro (three

first-team, one second-team selection) and S Kam Chancellor a four-time Pro Bowler and two-time second-team All-Pro. Departed CB Brandon Browner was also a 2011 Pro Bowler while Sherman's 26 interceptions in his first five seasons are tied for sixth all-time in NFL history.

In 2015, the Seahawks secondary boasted three Pro Bowlers in Chancellor, Sherman and Thomas for the third-consecutive season as they helped Seattle rank second in total defense (291.8 ypg) and second in pass defense (210.3 ypg) in the NFL.

On its run to Super Bowl XLIX, Seto helped Seattle's secondary lead the league in passing defense for a second-consecutive year (185.6 ypg).

It is this unit that propelled Seattle's defense to one of the most dominant in NFL history and best in the last 12 seasons at the time. The Seahawks secondary shut down opposing offenses in helping Seattle rank first in the NFL in passing defense (172.0 ypg), interceptions (28) and opposing quarterback passer rating (63.4). In Seattle's Super Bowl XLVIII victory over Denver, Seattle's secondary held Peyton Manning to 280 passing yards (340.3 avg. in regular season), a 73.5 passer rating (115.1 rating in regular season) and forced one interception (two total).

Chancellor (93 tackles), Sherman (NFL-leading and career-high tying eight interceptions) and Thomas (100 tackles and career-high tying five interceptions) were voted to the Pro Bowl and named AP All-Pro. Sherman and Thomas were named to the first-team for the second consecutive season, becoming the fourth and fifth Seahawks players to earn back-to-back first-team honors in franchise history.

Finishing 2012 as the NFL's fourth-ranked defense, Seattle was led by two first-team All-Pro selections in Sherman and Pro Bowl starter Thomas in the secondary.

Sherman led the team with a career-high eight interceptions (T2nd NFL) and NFL-leading 24 passes defended while Thomas tallied 61 tackles (39 solo) and scored his second career touchdown (first interception return touchdown) on a 57-yard return at Buffalo.

Seto's defensive backfield was one of the NFL's most-improved, with three of its four starters playing in the Pro Bowl, with Thomas being selected as a starter. They totaled 17 of the team's 22 interceptions, its most since the 2004 season. Led by the Pro Bowl tandem of Thomas and Chancellor, the two ranked second and third for most tackles on the team, combining for 186, with six interceptions and 18 passes defended.

Seto was USC's defensive coordinator/secondary coach in 2009, after three seasons coaching the secondary from 2006-08, following two years of coaching the linebackers (2004-05).

During his time, safety Taylor Mays was an All-American first-teamer for three consecutive years, becoming just the fourth Trojan ever to be a three-time All-American, and he made his second consecutive All-Pac-10 first team.

In 2005, linebacker Rey Mauaaluaga was a freshman All-American first-teamer, and in 2004, linebackers Matt Grooteogoed and Lofa Tatupu were named All-American first teamers.

He spent two years (2001-02) as a Trojan graduate assistant, the first year working with the defense in general and then handling the safeties in 2002 where he worked with All-American first teamer and NFL first-rounder Troy Polamalu.



He spent the 1999 and 2000 seasons as an administrative assistant with USC.

He was a linebacker at USC for two seasons (1997-98) after transferring to USC from Mt. San Antonio Junior College in Walnut, Calif., where he was a fullback and defensive end in 1995 and 1996. After spending 1997 as a walk-on, he earned a scholarship for the 1998 season.

He earned his bachelor's degree in exercise science from USC in 1999 after getting his associate's degree in general studies from Mt. San Antonio in 1997. He then earned his master's degree in public administration from USC in 2001.

Born on March 12, 1976, Seto and his wife, Sharla, who attended Newport High in Bellevue, have two daughters, Kaylani and Mia, and two sons, Troy and Timothy.

SETO'S COACHING CAREER

2001-02	USC <i>Graduate Assistant (Safeties)</i>
2003	USC <i>Safeties</i>
2004-05	USC <i>Linebackers</i>
2006-08	USC <i>Secondary</i>
2009	USC <i>Defensive Coordinator/Secondary</i>
2010	Seattle Seahawks <i>Quality Control/Defense</i>
2011	Seattle Seahawks <i>Assistant Defensive Backs</i>
2012-14	Seattle Seahawks <i>Defensive Passing Game Coordinator</i>
2015-	Seattle Seahawks <i>Assistant Head Coach/Defense</i>



CARL SMITH QUARTERBACKS

**SEAHAWKS EXPERIENCE: 6TH YEAR
NFL EXPERIENCE: 27TH YEAR**

Hired on February 1, 2011, Carl Smith reunites with Pete Carroll and brings 26 years of NFL experience to the Seahawks staff, previously spending two years as the Cleveland Browns quarterbacks coach (2009-10). It was his second stint with Cleveland after originally joining the club from 2001-03 in the same capacity.

Over the last four seasons, Smith has mentored Russell Wilson to become one of the most successful quarterbacks in NFL history, winning Super Bowl XLVIII as the third-youngest starting quarterback while continuing as the NFL's winningest quarterback to begin a career with 53 victories (regular and postseason) and rank third in NFL history with 106 touchdown passes in his first four seasons, trailing only Dan Marino and Peyton Manning.

Wilson became the first player in NFL history to have a 100.0 passer rating in each of his first two seasons in the league. He broke his franchise record (101.2 rating in 2013) with an NFL-leading 110.1 passer rating in 2015.

He finished 2015 in unprecedented fashion, ending his last seven games with a 132.8 rating and becoming the only player in NFL history to pass for at least 24 touchdowns and have one or zero interceptions in a seven-game span in a single-season. He became the first player in NFL history with 4,000 yards, 30 touchdown passes and 500 rushing yards in a single-season.

He set career-highs in attempts (483), completions (329), completion percentage (franchise-record 68.1), yards (single-season franchise record 4,024), touchdowns (single-season franchise record 34) and passer rating (franchise-record and NFL-leading 110.1) last season.

In 2014, Wilson became the first player in NFL history to record a 300-100 game, with 313 passing yards and 106 rushing yards at St. Louis, and turned in the fifth-best season in NFL history for rushing yards by a quarterback (849).

In 2012, Smith's training camp opened with a three-man race for the starting job with Tarvaris Jackson, Matt Flynn and Wilson bat-

ting for the top spot. Throughout the process, it was Wilson's development, maturation and leadership at the position that would lead Seattle in to the regular season.

The NFL's third-ranked rushing attack allowed Wilson a comfort level to excel in the offense and he would go on to end the season as the league's fourth-ranked passer with a 100.0 passer rating, tie (Peyton Manning) the NFL rookie-record with 26 touchdown passes, set the NFL rookie-record with three consecutive games with a 125-plus passer rating, and set other NFL and franchise records, including his 64.12 completion percentage ranking third in NFL history for a rookie quarterback.

With the help of a consistent ground game over the last-half of the 2011 season, Smith helped Jackson to career-highs in attempts (450), completions (271), yards (3,091), completion percentage (60.2, min. 290 att.) and touchdowns (14), in compiling a 7-7 record as a starter.

Of Smith's 26 years as an NFL assistant, 13 have been spent as an offensive coordinator, last leading the Jacksonville Jaguars offense from 2005-06. In 2006, Jacksonville's offense ranked 10th in the league and third overall in rushing with an average of 158.8 yards per game. In 2005, the Jaguars scored 361 points, 100 more than the previous season, and compiled a 12-4 record.

Smith worked with Carroll in 2004 at USC, where he mentored Heisman Trophy winner Matt Leinart and helped USC win the national championship.

For 31 of his last 34 seasons, Smith has been an assistant at the professional level, beginning with three years (1983-85) with the Philadelphia/Baltimore Stars of the USFL. The Stars won the league title his final two seasons.

He entered the NFL coaching arena with New Orleans in 1986, serving as its offensive coordinator/quarterbacks coach for the next 11 seasons. During that time, the franchise recorded its first-ever winning season, earned its first playoff berth, won its first division title and qualified for the postseason on four occasions.

Smith and Carroll worked together in New England from 1997-99. Under his watch in 1997, Drew Bledsoe completed more than 60 percent of his passes, threw for more than 3,700 yards and set career-highs in touchdown passes (28) and passer rating (87.7) as he was voted to the AFC Pro Bowl squad.

Prior to the NFL, Smith was an assistant at the collegiate level for 12 seasons, with the final six as an offensive coordinator. Smith and Carroll first worked together in 1982 at North Carolina State when Smith was the offensive

coordinator/quarterbacks coach and Carroll was defensive coordinator/secondary coach.

Smith lettered in football as a defensive back at Cal Poly-SLO from 1969-70 after transferring from Bakersfield College where he played quarterback from 1966-67. He earned his bachelor's (1971) and master's (1972) degrees in physical education from Cal-Poly SLO, as well as a teaching credential.

Born on April 26, 1948, in Wasco, Calif., Smith and his wife, Dianne, have three sons, Tracy, Tyler and Nicholas, and a grandson, Troy.



C. SMITH'S COACHING CAREER

1971	Cal Poly-SLO <i>Graduate Assistant</i>	1984-85	Philadelphia/Baltimore Stars (USFL) <i>Quarterbacks/Wide Receivers</i>
1972	University of Colorado <i>Graduate Assistant</i>	1986-96	New Orleans Saints <i>Offensive Coordinator/Quarterbacks</i>
1973	University of Colorado <i>Linebackers</i>	1997	New England Patriots <i>Assistant Head Coach/Quarterbacks</i>
1974	University of Louisiana-Lafayette <i>Defensive Line</i>	1998-99	New England Patriots <i>Tight Ends</i>
1975-76	University of Louisiana-Lafayette <i>Defensive Backs</i>	2001-03	Cleveland Browns <i>Quarterbacks</i>
1977-78	University of Louisiana-Lafayette <i>Offensive Coordinator/Running Backs</i>	2004	USC <i>Quarterbacks</i>
1979-80	Lamar University <i>Offensive Coordinator/Quarterbacks</i>	2005-06	Jacksonville Jaguars <i>Offensive Coordinator</i>
1981	Lamar University <i>Offensive Coordinator/Offensive Line</i>	2007-08	Bartram Trail High School <i>Quarterbacks</i>
1982	North Carolina State <i>Offensive Coordinator/Quarterbacks</i>	2009-10	Cleveland Browns <i>Quarterbacks</i>
1983	Philadelphia Stars (USFL) <i>Special Teams/Tight Ends</i>	2011-	Seattle Seahawks <i>Quarterbacks</i>



SHERMAN SMITH

RUNNING BACKS

SEAHAWKS EXPERIENCE: 7TH YEAR
NFL EXPERIENCE: 22ND YEAR

An original Seahawk, Smith returns to his NFL roots to continue his NFL coaching career. Hired to coach running backs on February 4, 2010, he returns to Seattle where he played for eight seasons.

The Seahawks rushing attack leads the NFL since 2011 with 11,553.

Seattle's rush offense finished in the top-five for the fourth-consecutive season in 2015, ranking third with 141.8 yards per game. The season saw the emergence of rookie Thomas Rawls, who rushed for the second-most yards in franchise history with 209 yards on 30 carries vs. San Francisco, also breaking Curt Warner's 1983 club record by a rookie (207 yards). In addition to his rushing total, he added 46 yards on three receptions and his 255 total yards from scrimmage are the seventh-most by a rookie in NFL history (third in Seahawks history), and most by an undrafted rookie.

Seattle's offense ranked in the top-10 for the first time since 2007 during its run to Super Bowl XLIX in 2014, thanks to the no. 1-ranked rushing attack that produced a franchise-record 2,762 yards.

A Pro Bowler for the fourth-consecutive season, Marshawn Lynch totaled a career-high 17 touchdowns in 2014 (career-high 13 rush, career-high four rec.) and added 1,306 yards on 280 carries.

During Seattle's Super Bowl XLVIII championship run in 2013, the Seahawks offense relied on the NFL's fourth-ranked rushing offense (136.8 ypg) and Lynch. He totaled 14 touchdowns (12 rush, two rec.) and added 1,257 yards on 301 carries.

Smith was in charge of the league's third-ranked rushing attack (161.2 ypg) with the club rushing for 2,579 yards in 2012. Led by first-team All-Pro member Lynch, he set career-highs in carries (315), yards (1,590, 3rd NFL), average gain (5.0, 4th NFL) and most yards from scrimmage (1,786, 4th NFL). He also scored the third-most rushing touchdowns of his career with 11 and set the franchise's highest yards per carry average in a single-game

(11.64, 11 for 128) vs. Arizona (12/9), breaking Smith's record set in 1976.

In 2011, the Seahawks found their offensive identity of running the football led by Pro Bowlers Lynch and fullback Michael Robinson. Robinson paved the way for Lynch's 285 carries, 1,204 yards and 12 rushing touchdowns. Lynch led the league the last-half of the season with 941 yards and nine touchdowns, rushing for 100-plus in six of the last nine games and became Seattle's first 1,000-yard rusher since Shaun Alexander (2005). He also broke Alexander's franchise-mark (9), scoring in 11 consecutive games played.

Smith's running back corps in 2010 was bolstered with the midseason trade for Buffalo's Lynch. He set a career-high with three rush scores vs. Carolina, the first time a Seahawks player accomplished that feat since Alexander in 2005.


A veteran of the NFL for 30 seasons as both a player and coach, Smith spent two seasons with the Washington Redskins (2008-09) after 13 years with the Tennessee Titans.

He served as the Redskins offensive coordinator and saw four members of the Redskins offense were named to the 2008 and 2009 Pro Bowls – TE Chris Cooley, RB Clinton Portis, T Chris Samuels and FB Mike Sellers.

Portis made his second Pro Bowl and his first as a member of the Redskins after he registered the second-most rushing yards (1,487) in a single season in franchise history, while Sellers was named to his first Pro Bowl after he paved the way for Portis to finish fourth in the NFL with the aforementioned 1,487 rushing yards.

Smith's coaching background is primarily with running backs, but he has worked under several offensive coordinators who have operated versions of the West Coast Offense, including Mike Heimerdinger and Norm Chow.

Prior to joining the Redskins, Smith spent 13 seasons as running backs coach with the Tennessee Titans (1995-2007). He also held the title of assistant head coach the last two seasons.



In his final season with the Titans in 2008, Tennessee finished with the NFL's fifth-ranked rushing attack, averaging 131.8 yards per game. Under Smith's guidance, second-year running back LenDale White led the Titans offense with 1,110 rushing yards on 303 carries. He logged five 100-yard rushing performances and led the Titans with seven rushing touchdowns.

In 2006, Tennessee amassed the sixth-highest rushing total in Titans/Oilers franchise history with 2,214 rushing yards. The team's yards-per-carry average of 4.72 established a new franchise mark. Travis Henry led the Titans ground game with 1,211 rushing yards and seven touchdowns on 270 carries.

From 1996-2003, Smith helped running back Eddie George develop into one of the great running backs in NFL history. With 10,441 career rushing yards, George is one of 29 running backs in NFL history to reach 10,000 career rushing yards and only the second to reach the mark without missing a game. The other was Hall of Famer Jim Brown.

Before joining the Titans, Smith was an assistant coach at Illinois for three seasons. He coached tight ends from 1992-93 and running backs in 1994. Smith also coached running backs at Miami (Ohio) University, his alma mater, from 1990-91.

Smith played nine years in the NFL as a running back, mostly with Seattle. He joined the Seahawks as a second-round draft choice (58th overall) in 1976 and led the team in rushing yardage in each of his first four seasons. For his career, Smith compiled 3,520 rushing yards and 28 touchdowns on 834 carries, as well as 217 receptions for 2,393 yards and 10 touchdowns.

He departed Seattle in 1983 as the Seahawks' all-time rushing yardage leader. He totaled 3,429 rushing yards in Seattle, which is currently seventh-best behind Shaun Alexander, Curt Warner, Chris Warren, John L. Williams, Ricky Watters and Lynch. He is also fifth in Seahawks history with 28 rushing touchdowns. Smith closed out his career with the San Diego Chargers from 1983-84.

At Miami (Ohio), Smith played quarterback. He led the Redhawks to a 33-1-1 record and the Mid-American Conference crown his last three years.

Upon retiring from playing football in 1984, Smith taught for five years and was the head boys track and basketball coach at Redmond Jr. High. He also coached football at Redmond High during this time.

A native of Youngstown, Ohio, Smith and his wife, Sharon, have two children, daughter Shavonne, and son Sherman, also a graduate of Miami (Ohio).

S. SMITH'S COACHING CAREER

1990-91	Miami (Ohio) University <i>Running Backs</i>
1992-93	University of Illinois <i>Tight Ends</i>
1994	University of Illinois <i>Running Backs</i>
1995-05	Tennessee Titans <i>Running Backs</i>
2006-07	Tennessee Titans <i>Assistant Head Coach/Running Backs</i>
2008-09	Washington Redskins <i>Offensive Coordinator</i>
2010-	Seattle Seahawks <i>Running Backs</i>



NICK SORENSEN

ASSISTANT DEFENSIVE BACKS
ASSISTANT SPECIAL TEAMS

SEAHAWKS EXPERIENCE: 4TH YEAR
NFL EXPERIENCE: 4TH YEAR

Named to the Seahawks staff as an assistant special teams coach on February 13, 2013, Sorensen joined the NFL coaching ranks after spending 2012 as a volunteer defensive quality control coach at Youngstown State following his NFL career. This season, he will assist defensive coaches Rocky Seto and Andre Curtis in the defensive backfield, in addition to special teams.

Sorensen spent 10 seasons in the NFL as a safety, playing for three different franchises (St. Louis 2001-02, Jacksonville 2003-06, Cleveland 2007-10).

He signed with the Miami Dolphins as an undrafted rookie free agent in 2001 before signing with St. Louis. He played in 131 games primarily on special teams, collecting 133 special teams tackles, along with 27 tackles on defense (18 solo) and 0.5 sacks. Sorensen

played three career postseason games, all with St. Louis, including Super Bowl XXXVI vs. New England after the 2001 season.

Born on July 31, 1978 in Winter Haven, Fla., Sorensen graduated Virginia Tech with a degree in marketing. He and his wife, Danielle, have two sons, Stone and Nash.

SORENSEN'S COACHING CAREER

2012	San Francisco 49ers <i>Training Camp Intern/Defense</i>
2012	Youngstown State <i>Quality Control/Defense (volunteer)</i>
2013-15	Seattle Seahawks <i>Assistant Special Teams</i>
2016-	Seattle Seahawks <i>Asst. Def. Backs/Asst. Special Teams</i>



LOFA TATUPU

ASSISTANT LINEBACKERS

SEAHAWKS EXPERIENCE: 2ND YEAR
NFL EXPERIENCE: 2ND YEAR

Hired on February 9, 2015, Tatupu joins Seattle's coaching staff after a six-year career (2005-10) with the Seahawks after being drafted by the club in the second-round (45th overall) of the 2005 NFL Draft.

A three-time Pro Bowler and first-team All-Pro in 2007, he became the first player in franchise history to lead the team in tackles for four consecutive seasons (2005-08), became the second rookie in franchise history to lead the team in tackles (105 in 2005) and shares the franchise-record with three interceptions in a single game.

He started all 84 games played and tallied 551 tackles (412 solo), 8.5 sacks, 10 interceptions, 41 passes defended, seven forced fumbles and two fumble recoveries. He also played in nine postseason games with 66 tackles (46 solo), one sack, one interception, four passes defended and one fumble recovery, in addition to playing in Super Bowl XL after the 2005 season. His attempt at a comeback with Atlanta was cut short due to injuries before the 2012 season.

Tatupu won back-to-back national championships at USC (2003-04) after playing for his

father, former NFL fullback Mosi, at King Phillip Regional High in Wrentham, Mass.

Born on November 15, 1982, he is married to Rachael, with two children.



TATUPU'S COACHING CAREER

2015- Seattle Seahawks
Assistant Linebackers

JAMIE YANCHAR

ASSISTANT STRENGTH & CONDITIONING

SEAHAWKS EXPERIENCE: 7TH YEAR
NFL EXPERIENCE: 7TH YEAR

Hired on February 4, 2010, Yanchar joined the Seahawks after 19 years of service in southern California, working with L.A.'s professional sports teams, including 19 years in USC's strength program.

Winners of Super Bowl XLVIII over Denver, Yanchar works alongside Chris Carlisle and Mondray Gee helping implement a regimen of mobility, stability, strength and power.

In his time at USC, he was responsible for designing and implementing strength and conditioning programs for baseball, football, women's tennis and volleyball.

He also contributed to USC's national championship teams in men's and women's water polo, women's track & field, men's tennis, women's volleyball, and back-to-back national football titles, as well as being a part of 13 college football bowl teams, with five Rose Bowl appearances.

Along with his USC duties, Yanchar worked

for the L.A. Rams (1992-95) in a volunteer strength role, the L.A. Lakers (1993-95) as a strength consultant, the NHL's Mighty Ducks of Anaheim (1993-96) and the WNBA's L.A. Sparks (1997-99).

He first broke in to the NFL as a volunteer with the Cleveland Browns during his time as a graduate assistant at his alma mater, Louisville, where he earned his degree in exercise science in 1987. Yanchar earned his masters two years later in athletic management.

Born on December 29, 1963, in Cleveland, Ohio, he and his wife, Stephanie, have one son, Tjaden.

YANCHAR'S COACHING CAREER

1985-91	University of Louisville <i>Graduate Assistant/Part-time Asst.</i>
1986-88	Cleveland Browns <i>Volunteer/Part-time Assistant Strength</i>
1990-91	Louisville Icehawks (ECHL) <i>Strength Consultant</i>
1991-04	USC <i>Assistant Strength & Conditioning</i>
1992-95	L.A. Rams <i>Assistant Strength Coach (Volunteer)</i>
1993-95	L.A. Lakers (NBA) <i>Strength Consultant</i>
1993-96	The Mighty Ducks of Anaheim (NHL) <i>Strength & Conditioning Coordinator</i>
1997-99	L.A. Sparks (WNBA) <i>Strength Consultant</i>
2005-09	USC <i>Head Assistant, Strength & Cond.</i>
2010-	Seattle Seahawks <i>Assistant Strength & Conditioning</i>







56

CLIFF AVRIL

DEFENSIVE END

Height	6-3
Weight	260
College	Purdue
Seasons	NFL 9th, Seahawks 4th
Born	April 8, 1986
Hometown	Green Cove Springs, Fla.

NFL TRANSACTIONS:

- 04/27/08: Drafted by Detroit (3rd Round, 92nd)
- 03/05/12: Designated Detroit franchise player
- 03/13/13: Signed with Seattle as UFA
- 12/19/14: Signed multi-year extension with Seattle

NFL CAREER HIGHLIGHTS:

- Originally drafted by the Detroit Lions in the third round (92nd overall) in the 2008 NFL Draft.
- In three seasons with Seattle, helped accumulate a 34-14 record with three playoff appearances and back-to-back Super Bowls, including a SB XLVIII victory in first season with the team.
- Part of a defense that ranked first in total defense, passing defense, points allowed and turnover differential in 2013. Also part of a team that led the NFL in points and yards allowed in consecutive seasons (2013-14), just the fourth time that has happened in League history.
- Set career-high with 11 sacks during 2011 season, and led the Lions in sacks in 2012 with 9.5. Among all NFL rookies in 2008, finished tied for first with 5.0 sacks and was first with four forced fumbles.
- Ranks fifth in Lions history with 39.5 sacks.

HONORS: 2011: NFC Defensive Player of the Week for Week 8.

COLLEGE: Moved to defensive end in his final two seasons for the Boilermakers and registered 30 of 35.5 tackles behind the line of scrimmage and 12.5 of 13 sacks from the left end

position. Played in 40 games at Purdue, starting 35, with 12 starts coming at strong-side linebacker and the other 23 at left defensive end. Was 12th in school history with 13 sacks. Named All-Big Ten Conference by the *NFL Draft Report* and second-team by the league's media in 2007 after starting all 13 games at left defensive end, where he led the team and tied for 10th in the conference with 6.5 sacks and returned an interception for a touchdown. Started the first four games at strong-side linebacker in 2006 before shifting to left defensive end for the final 10 games. Played in 10 games as a sophomore in 2005 before a midseason back fracture forced him to sit out for the rest of the year and limited him in drills the following spring. Saw considerable action as a true freshman in 2004 while appearing in 12 games, starting four contests at strong-side linebacker.

PERSONAL: Attended Clay High School (Fla.) where he earned second-team All-State honors as a defensive end as a senior and was rated the 37th best outside linebacker in the nation by Rivals.com. Named to the *Florida Times-Union* Super 24 team and twice earned All-Conference accolades. As a senior, led the team to an 11-2 record and registered 80 tackles, 9.0 sacks, 11 stops behind the line of scrimmage and four passes defensed. Named to Class 3A All-State team by the Florida Sports Writers Association senior year. Lettered in basketball, track and field and weight lifting. Retail management major.

AVRIL'S SINGLE-GAME HIGHS

Tackles: 8, vs. Minnesota (12/12/11)
Sacks: 3.0, vs. Chicago (12/5/10)
INT: 1, vs. San Diego (12/24/11)
INTTD: 1, vs. San Diego (12/24/11)

FF: 2, at Denver (10/30/11)
FR: 1, 7 Times, Last at Carolina (10/26/14)
FRTD: 1, at Denver (10/30/11)

ADDITIONAL STATS


Special Teams Tackles: 2008 (1), 2009 (1), 2010 (1); **Career:** (3).

AVRIL'S NFL RECORD

Club	G/S	Tackles			Sacks		Interceptions								
		Tkl	So	Ast	QB	Yds	No	Yds	Avg	LG	TD	PD	FF	FR	Yds
2008 Detroit	15/4	22	17	5	5.0	30.0	0	0	0.0	0	0	0	4	1	10
2009 Detroit	13/11	40	26	14	5.5	37.5	0	0	0.0	0	0	3	3	0	0
2010 Detroit	13/13	31	22	9	8.5	61.0	0	0	0.0	0	0	5	1	1	10
2011 Detroit	16/16	36	29	7	11.0	92.0	1	4	4.0	4t	1	4	6	3	24
2012 Detroit	16/16	34	27	7	9.5	67.0	0	0	0.0	0	0	1	2	0	0
2013 Seattle	15/2	20	14	6	8.0	43.5	0	0	0.0	0	0	4	5	1	0
2014 Seattle	16/16	23	16	7	5.0	28.5	0	0	0.0	0	0	1	1	1	0
2015 Seattle	16/16	47	31	16	9.0	64.0	0	0	0.0	0	0	7	2	0	0
NFL TOTALS	120/94	253	182	71	61.5	423.5	1	4	4.0	4t	1	25	24	7	44

POSTSEASON

Club	G/S	Tackles			Sacks		Interceptions									
		Tkl	So	Ast	QB	Yds	No	Yds	Avg	LG	TD	PD	FF	FR	Yds	
2011 Detroit	1/1	2	1	1	0.5	3.0	0	0	0.0	0	0	0	0	0	0	0
2013 Seattle	3/1	5	4	1	1.5	10.0	0	0	0.0	0	0	3	2	0	0	
2014 Seattle	3/3	7	5	2	2.0	15.0	0	0	0.0	0	0	0	0	0	0	
2015 Seattle	2/2	8	7	1	1.0	6.0	0	0	0.0	0	0	0	0	0	0	
NFL TOTALS	9/7	22	17	5	5.0	34.0	0	0	0.0	0	0	3	2	0	0	



89

DOUG BALDWIN
WIDE RECEIVER

Height 5-10
Weight 192
College Stanford
Seasons NFL 6th, Seahawks 6th
Born September 21, 1988
Hometown Gulf Breeze, Fla.

NFL TRANSACTIONS:

- 07/28/11: Signed with Seattle as undrafted FA
 05/29/14: Signed multi-year extension with Seattle
 06/29/16: Signed multi-year extension with Seattle

NFL CAREER HIGHLIGHTS:

- Has led team in receptions three times (51 in 2011, 66 in 2014, 78 in 2015).
- Had one of the finest receiving seasons in Seahawks history in 2015 setting a franchise record and tying for the NFL lead with 14 TDs.
- In 2015, became one of three players (Galloway, Largent) in team history to record 1,000 receiving yards and double-digit receiving TDs in a single season.
- Led the team in receiving yards (788), receptions (51) and TD receptions (4) in 2011. Became the NFL's first undrafted rookie to lead his team in both receptions and receiving yards since Bill Groman of the Houston Oilers in 1960 (72 catches for 1473 yards).

HONORS: 2013: Seahawks Man of the Year.
 2011: NFC Special Teams Player of the Week 12.

COLLEGE: Appeared in 31 career games at Stanford. Proved to be a big-play threat both at wide receiver and in the return game, averaging 26.0 yards in 25 career kickoff returns and 7.6 yards in 23 punt returns. Played in 12 games and made nine starts at wide receiver during his sophomore campaign in 2008, leading the Cardinal with four touchdown receptions and averaging 14.4 yards per catch, finishing second on the team with 23 catches for 332 yards.

PERSONAL: Played football, basketball and was a three-year track letter winner in the high jump and long jump at Gulf Breeze High School in Florida, where he was rated as one of the top wide receiver prospects in the nation. Member of the National Honor Society, Math Honor Society and Spanish Honor Society. Majored in Science, Technology, and Society.

BALDWIN'S NFL RECORD

Club	G/S	Receiving					Rushing				
		No	Yds	Avg	LG	TD	Att	Yds	Avg	LG	TD
2011 Seattle	16/1	51	788	15.5	55t	4	1	-2	-2.0	-2	0
2012 Seattle	14/4	29	366	12.6	50	3	0	0	0.0	0	0
2013 Seattle	16/9	50	778	15.6	52	5	2	6	3.0	0	0
2014 Seattle	16/16	66	825	12.5	49	3	1	8	8.0	8	0
2015 Seattle	16/16	78	1,069	13.7	80t	14	0	0	0.0	0	0
NFL TOTALS	78/46	274	3,826	13.9	80t	29	4	12	3.0	8	0

POSTSEASON

Club	G/S	Receiving					Rushing				
		No	Yds	Avg	LG	TD	Att	Yds	Avg	LG	TD
2012 Seattle	2/0	3	45	15.0	33	0	0	0	0.0	0	0
2013 Seattle	3/2	13	202	15.5	51	1	0	0	0.0	0	0
2014 Seattle	3/3	10	147	14.7	35	2	1	0	0.0	0	0
2015 Seattle	2/2	13	124	9.5	22	1	0	0	0.0	0	0
NFL TOTALS	10/7	39	518	13.3	51	4	0	0	0.0	0	0

BALDWIN'S SINGLE-GAME HIGHS

Most Receptions: 8, 2Times, Last vs. StL (12/27/15)

Most Receiving Yards: 145, vs. Pittsburgh (11/29/15)

Longest Reception: 80t, vs. Pittsburgh (11/29/15)

Most Touchdowns: 3, 2Times, Last at Balt (12/13/15)

ADDITIONAL STATS

Special Teams: 2011: Blocked punt (1 vs. St. Louis 12/12/11); Kickoff returns (1 for 37 yards vs. St. Louis 12/12/11). **2012:** Tackles 1. Kickoff returns (1 for 3 yards at Carolina 10/7/12). **2013:** Kickoff returns (2 for 57 yards - long 37 - vs. Arizona 12/22/13). **2014:** Kickoff returns (5 for 81 yards - 16.2 avg. - 24 long); Punt returns (6 for 42 yards - 7.0 avg. - 38 long); Blocked punt (1 vs. Dallas 10/12/14).


Postseason Special Teams: 2014: Tackles 1. Kickoff returns (3 for 58 yards - 19.3 avg. - 28 long).

BALDWIN'S GAME-BY-GAME RECEIVING

2011	Opponent	No	Yds	Avg	LG	TD	2012	Opponent	No	Yds	Avg	LG	TD
9/11	at San Francisco	4	83	20.8	55t	1	9/9	at Arizona	2	5	2.5	4	0
9/18	at Pittsburgh	1	4	4.0	4	0	9/16	Dallas	1	8	8.0	8	0
9/25	Arizona	2	23	11.5	20	0	9/24	GB	Inactive (shoulder)				
10/2	Atlanta	5	84	16.8	30	0	9/30	at St. Louis	1	10	10.0	10	0
10/9	at NY Giants	8	136	17.0	27t	1	10/7	at Carolina	3	37	12.3	19	0
10/23	at Cleveland	0	0	0.0	0	0	10/14	New England	2	74	37.0	50	1
10/20	Cincinnati	5	73	14.6	31	0	10/18	at San Francisco	2	15	7.5	8	0
11/6	at Dallas	3	31	10.3	25	0	10/28	at Detroit	Inactive (ankle)				
11/13	Baltimore	1	50	50.0	50	0	11/4	Minnesota	1	6	6.0	6	0
11/20	at St. Louis	3	60	20.0	35	0	11/11	N.Y. Jets	3	42	14.0	18	0
11/27	Washington	5	60	12.0	24	0	11/25	at Miami	1	14	14.0	14	0
12/1	Philadelphia	1	21	21.0	21	0	12/2	at Chicago	4	46	11.5	20	0
12/12	St. Louis	7	93	13.3	29t	1	12/9	Arizona	2	29	14.5	27	0
12/18	at Chicago	1	13	13.0	13	0	12/16	at Buffalo	1	8	8.0	8	0
12/24	San Francisco	2	17	8.5	13t	1	12/23	San Francisco	4	53	13.3	43	2
1/1/12	at Arizona	3	40	13.3	21	0	12/30	St. Louis	2	19	9.5	12	0
TOTALS (16/1)		51	788	15.5	55t	4	TOTALS (14/4)		29	366	12.6	50	3
							1/6	at Washington	2	39	19.5	33	0
							1/13	at Atlanta	1	6	6.0	6	0
							PLAYOFF TOTALS (2/0)		3	45	15.0	33	0

2013	Opponent	No	Yds	Avg	LG	TD	2014	Opponent	No	Yds	Avg	LG	TD
9/8	at Carolina	7	91	13.0	25	0	9/4	Green Bay	3	14	4.7	6	0
9/15	San Francisco	1	51	51.0	51	0	9/14	at San Diego	3	35	11.7	16	0
9/22	Jacksonville	1	35	35.0	35t	1	9/21	Denver	4	56	14.0	16	0
9/29	at Houston	3	39	13.0	24	0	10/6	at Washington	4	50	12.5	20	0
10/6	at Indianapolis	5	80	16.0	27	0	10/12	Dallas	2	32	16.0	20	0
10/13	Tennessee	4	48	12.0	28	0	10/19	at St. Louis	7	123	17.6	49	1
10/17	at Arizona	1	16	16.0	16	0	10/26	at Carolina	6	61	10.2	18	0
10/28	at St. Louis	1	12	12.0	12	0	11/2	Oakland	5	38	7.6	20	0
11/3	Tampa Bay	6	75	12.5	28	1	11/9	N.Y. Giants	4	31	7.8	14	0
11/10	at Atlanta	5	76	15.2	30	0	11/16	at Kansas City	6	45	7.5	23	1
11/17	Minnesota	2	63	31.5	44	1	11/23	Arizona	2	6	3.0	3	0
12/2	New Orleans	4	77	19.3	52	1	11/27	at San Francisco	2	28	14.0	24	0
12/8	at San Francisco	3	36	12.0	14	0	12/7	at Philadelphia	5	97	19.4	25	1
12/15	at N.Y. Giants	6	71	11.8	25	1	12/14	San Francisco	3	53	17.7	35	0
12/22	Arizona	1	8	8.0	8	0	12/21	at Arizona	7	113	16.1	49	0
12/29	St. Louis	0	0	0.0	0	0	12/28	St. Louis	3	43	14.3	38	0
TOTALS (16/9)		50	778	15.6	52	5	TOTALS (16/16)		66	825	12.5	49	3
1/11	New Orleans	2	30	15.0	24	0	1/10	Carolina	3	38	12.7	16t	1
1/19	San Francisco	6	106	17.7	51	0	1/18	Green Bay	6	106	17.7	35	0
2/2	Denver	5	66	13.2	37	1	2/1	New England	1	3	3.0	3t	1
PLAYOFF TOTALS (3/2)		13	202	15.5	51	1	PLAYOFF TOTALS (3/3)		10	147	14.7	35	2

2015	Opponent	No	Yds	Avg	LG	TD
9/13	at St. Louis	7	35	5.0	8	0
9/20	at Green Bay	7	92	13.1	32	1
9/27	Chicago	3	35	11.7	22	0
10/5	Detroit	3	36	12.0	24t	1
10/11	at Cincinnati	3	70	23.3	46	0
10/18	Carolina	3	23	7.7	14	0
10/22	at San Francisco	2	19	9.5	15	0
11/1	at Dallas	3	35	11.7	15	0
11/15	Arizona	7	134	19.1	33	1
11/22	San Francisco	6	60	10.0	21	0
11/29	Pittsburgh	6	145	24.2	80t	3
12/6	at Minnesota	5	94	18.8	53t	2
12/13	at Baltimore	6	82	13.7	22t	3
12/20	Cleveland	4	45	11.3	27	2
12/27	St. Louis	8	118	14.8	28	1
1/3	at Arizona	5	46	9.2	15	0
TOTALS (16/16)		78	1,069	13.7	80t	14
1/10	at Minnesota	5	42	8.4	22	1
1/17	at Carolina	8	82	10.3	20	0
PLAYOFF TOTALS (2/2)		13	124	9.5	22	1



95

TAVARIS BARNES

DEFENSIVE END

Height 6-4
Weight 284
College Clemson
Seasons NFL 2nd, Seahawks 1st
Born November 2, 1991
Hometown Jacksonville, Fla.

NFL TRANSACTIONS:

05/11/15: Signed with New Orleans as undrafted FA
 04/25/16: Waived by New Orleans
 04/28/16: Signed with Seattle as UFA

NFL CAREER HIGHLIGHTS:

- Saw action in 12 games with New Orleans as a rookie.
- Totaled five tackles as a reserve defensive end in only season with the Saints.

COLLEGE: Played in 47 career games with four starts in four seasons at Clemson. Totaled 64 tackles, 9.5 tackles for loss, 5.0 sacks, 14 QB pressures, two passes defended, one forced fumble and two recoveries, including one for a TD. Was invited to the NFLPA Collegiate Bowl following a senior campaign where he played in all 13 games with three starts.

PERSONAL: Attended First Coast High School (Jacksonville, Fla.) and recorded 80 tackles

with nine sacks as a senior. Was named a Florida Times-Union Super 24 member as a senior. A parks, recreation and tourism management major.

BARNES' SINGLE-GAME HIGHS

Tackles: 2, at Houston (11/29/15)

FF: None **Sacks:** None

FR: None **INT:** None

BARNES' NFL RECORD

Club	G/S	Tackles			Sacks	Interceptions												
		G/S	Tkl	So		Ast	QB	Yds	No	Yds	Avg	LG	TD	PD	FF	FR	Yds	
2015 New Orleans	12/0	5	3	2	0.0	0.0	0	0	0.0	0	0	0	0	0	0	0	0	0
NFL TOTALS	12/0	5	3	2	0.0	0.0	0	0	0.0	0	0	0	0	0	0	0	0	0



72

MICHAEL BENNETT

DEFENSIVE END

Height	6-4
Weight	274
College	Texas A&M
Seasons	NFL 8th, Seahawks 4th
Born	November 13, 1985
Hometown	Alief, Texas



NFL TRANSACTIONS:

05/01/09: Signed with Seattle as undrafted FA
 10/10/09: Waived by Seattle
 10/12/09: Claimed off waivers by Tampa Bay
 03/16/13: Signed with Seattle as UFA
 03/11/14: Signed multi-year contract with Seattle

NFL CAREER HIGHLIGHTS:

- Led Seahawks with a career-high 10 sacks in 2015, earning first Pro Bowl selection.
- Helped Seattle lead the NFL in scoring defense for a third consecutive year in 2014, only the third team in NFL history to accomplish that feat. Also helped defense lead the NFL in scoring defense and yards allowed in consecutive seasons (2013-14), just the fourth time that has happened in NFL history.
- Led Seattle with 8.5 sacks in 2013 for a defense that led the NFL in total defense, passing defense, turnover margin and points allowed. During the team's postseason Super

Bowl XLVIII championship run, tied for team lead with 1.5 postseason sacks and had two forced fumbles and two fumble recoveries.

- Led the Buccaneers with nine sacks in 2012.

COLLEGE: Full-time starter in 2008 for Texas A&M where he recorded 42 tackles, 12 TFL and two sacks. Named honorable mention All-Big 12 by the coaches in 2007 despite starting only one game. Majored in agricultural and life sciences.

PERSONAL: Earned first-team all-district honors as a defensive lineman as a senior at Alief Taylor High School after compiling 110 tackles and four quarterback sacks. Earned honorable mention all-district honors as a junior. Brother, Martellus, also attended Texas A&M and was originally drafted by the Dallas Cowboys and currently plays for the Chicago Bears.

BENNETT'S SINGLE-GAME HIGHS

Tackles: 6, at Cincinnati (10/11/15)

FF: 1, 8 Times, Last vs. Cleveland (12/20/15)

Sacks: 3.5, at San Francisco (10/22/15)

FR: 1, 3 Times, Last vs. New Orleans (12/2/13)

TDs: 1, 22 yd FR vs. New Orleans (12/2/13)

BENNETT'S NFL RECORD

Club	G/S	Tackles			Sacks		Interceptions									
		Tkl	So	Ast	QB	Yds	No	Yds	Avg	LG	TD	PD	FF	FR	Yds	
2009 Tampa Bay	7/0	5	4	1	1.0	5.0	0	0	0.0	0	0	0	0	0	0	0
2010 Tampa Bay	13/2	21	14	7	1.0	2.0	0	0	0.0	0	0	0	0	0	0	0
2011 Tampa Bay	14/10	47	32	15	4.0	25.0	0	0	0.0	0	0	0	1	2	0	
2012 Tampa Bay	16/16	41	34	7	9.0	57.0	0	0	0.0	0	0	2	3	0	0	
2013 Seattle	16/3	31	17	14	8.5	59.5	0	0	0.0	0	0	0	1	1	22	
2014 Seattle	16/16	39	27	12	7.0	38.0	0	0	0.0	0	0	0	1	0	0	
2015 Seattle	16/16	52	33	19	10.0	61.0	0	0	0.0	0	0	0	2	0	0	
NFL TOTALS	98/63	236	161	75	40.5	247.5	0	0	0.0	0	0	2	8	3	22	

POSTSEASON

Club	G/S	Tackles			Sacks		Interceptions								
		Tkl	So	Ast	QB	Yds	No	Yds	Avg	LG	TD	PD	FF	FR	Yds
2013 Seattle	3/1	11	6	5	1.5	4.0	0	0	0.0	0	0	0	2	2	17
2014 Seattle	3/3	9	5	4	0.0	0.0	0	0	0.0	0	0	0	0	0	0
2015 Seattle	2/2	10	7	3	0.0	0.0	0	0	0	0	0	2	1	0	0
NFL TOTALS	8/7	30	18	12	1.5	4.0	0	0	0.0	0	0	2	3	2	17



68

JUSTIN BRITT
CENTER

Height 6-6
Weight 315
College Missouri
Seasons NFL 3rd, Seahawks 3rd
Born May 29, 1991
Hometown Lebanon, Missouri

NFL TRANSACTIONS:

05/09/14: Drafted by Seattle (2nd round, 64th)

NFL CAREER HIGHLIGHTS:

- Started all 16 games in 2015 at LG, with two postseason starts. Started all 16 games at right tackle as a rookie and two postseason games. Missed the 2014 NFC Championship game with a knee injury.
- Helped Seattle set a franchise record in 2014 for most rushing yards in a season (2,762), the third-highest total in the NFL since 1985. Also helped team set club records for most total yards in a season (6,012), total yards in a game (596 at Arizona, 12/21) and rushing yards in a game (350 vs. NY Giants, 11/9).
- Was the fourth tackle chosen in the second round in club history (Last: Todd Weiner, 1998). Highest player drafted out of Missouri and only the second player drafted out of Missouri in club history (Last: Tony Davis, 1985).

COLLEGE: Started 36 of the 49 games games played for Missouri, starting 30 of those contests at left tackle and six 2012 games on the right side. As a senior, was an *Associated Press* All-


Southeastern Conference first-team selection and received second-team honors from the league's coaches. Started all 14 games at left tackle playing a major role in the rushing attack establishing a school single-season record with 3,330 yards, topping the old mark of 3,230 yards by the 1942 team. Started nine games as a junior and received the team's Underclassman Leadership Award. Had three starting assignments at left tackle around six more starts at right tackle. As a sophomore, started all 13 games at left tackle for the Tigers and helped an explosive offense generate 6,182 yards, ranking 12th in the nation with an average of 475.54 yards per game. Was an academic All-Big 12 Conference second-team choice as a freshman. Appeared in all 13 games to earn his first varsity letter. Performed as a key reserve at both offensive guard positions.

BRITT'S NFL RECORD

Year	Team	GP/GS	Postseason
2014	Seattle	16/16	2/2
2015	Seattle	16/16	2/2
NFL TOTALS		32/32	4/4

PERSONAL: Attended Lebanon (Mo.) High School. Played on both sides of the line of scrimmage during his prep career, concentrating at left tackle on offense. His senior campaign resulted in a regional championship and won a state playoff game for only the second time in school history. Earned first-team All-State, All-District and All-Conference honors as a senior. Allowed only one

sack in 2008 in 434 pass attempts. Also excelled in wrestling and track at Lebanon High. Won the Class IV Missouri state heavyweight championship as a senior in 2009, going a perfect 45-0 on the schedule. Graduated from the University of Missouri's School of Education. Son of Kelly and Chris Britt. Married to Alicia with daughter Navy Noelle and son, Miller Everett.



39

BRANDON BROWNER

SAFETY

Height 6-4
Weight 220
College Oregon State
Seasons NFL 7th, Seahawks 4th
Born August 2, 1984
Hometown Sylmar, Calif.



2011

NFL TRANSACTIONS:

04/26/05: Signed with Denver as undrafted FA
 08/23/05: Waived/Injured by Denver
 08/30/05: Placed on IR by Denver
 07/25/06: Waived by Denver
 01/20/11: Signed reserve/future contract with Seattle
 03/15/14: Signed with New England as UFA
 03/13/15: Signed with New Orleans as UFA
 04/18/16: Signed with Seattle as UFA

NFL CAREER HIGHLIGHTS:

- Played with the Calgary Stampeders (2007-10) of the CFL, being named to the CFL all-star team his last three seasons and winning the Grey Cup in 2008. Played in 68 career games with 206 tackles, 2.0 sacks, 12 interceptions and two touchdowns. Had a career-high 61 stops in 2008 and five interceptions in 2010.
- Part of a defense that ranked first in total defense, passing defense, points allowed and turnover differential in 2013. Started eight games for the Seahawks and missed four due to injury (groin) and the final four, including playoffs, due to an NFL suspension.
- Led Seattle with six interceptions in 2011, five in the final six games. Became the single-season club record holder for return yards in a season with 220 (Dave Brown, 179 in 1984). Became the first Seattle player since Josh Wilson in 2009 to return two interceptions for a TD in one season. Tied a club record with interceptions in four consecutive games. Earned a trip to the Pro Bowl.

- Became a two-time Super Bowl champ after helping lead the Patriots to a Super Bowl XLVIX win over Seattle.
- One of only five defensive players to ever emerge from the CFL and earn Pro Bowl status in the NFL.

COLLEGE: Was the 2003 Pac-10 Freshman of the Year at Oregon State. Browner redshirted in 2002 at Oregon State. He then went on to start in every game he played in for the Beavers. Named to the Freshman All-American teams by the Football Writers Association and The Sporting News in 2003. Also a member of the 2003 All-Pac 10 second-team. Ranked ninth in the nation with six interceptions and recorded 43 tackles (37 solo) with six pass break-ups, two forced fumbles as a redshirt freshman. Browner added All-American and All-Pac 10 Conference honors from The NFL Draft Report in 2004 with 44 tackles (37 solo), one sack, nine pass deflections and a blocked kick. He finished his two-year collegiate career with 87 tackles (74 solo), a 2-yard sack, five stops for losses of 16 yards, two forced fumbles, 15 pass deflections and six interceptions for 74 yards in returns and a touchdown.

PERSONAL: Prepped at Sylmar High and Monroe High in the San Fernando Valley, Calif. Was a Prep Star West All-Region and All-Valley Mission League selection as a senior, playing defense and at receiver. Was also MVP of the Mission League on defense. On offense, he accounted for 1,726 career yards and 24 touchdowns, with 16 career interceptions on defense. As a senior, returned three punts for touchdowns. Majored in speech communications. Born on August 2, 1984.

BROWNER'S NFL RECORD

Club	Tackles			Sacks		Interceptions									
	G/S	Tkl	So	Ast	QB Yds	Yds	No	Yds	Avg	LG	TD	PD	FF	FR	Yds
2005 Denver				Injured Reserve (Arm)											
2011 Seattle	16/16	54	51	3	0.0	0.0	6	220	36.7	94t	2	23	0	0	0
2012 Seattle	12/12	44	35	9	0.0	0.0	3	39	13.0	35	0	7	3	1	0
2013 Seattle	8/8	19	18	1	0.0	0.0	1	49	49.0	49	0	10	0	0	0
2014 New England	9/9	26	22	4	0.0	0.0	1	32	32.0	32	0	6	0	0	0
2015 New Orleans	16/16	76	63	13	0.0	0.0	1	0	0.0	0	0	10	0	1	0
NFL TOTALS	61/61	219	189	30	0.0	0.0	12	340	28.3	94t	2	56	3	2	0

POSTSEASON

Club	Tackles			Sacks		Interceptions									
	G/S	Tkl	So	Ast	QB Yds	Yds	No	Yds	Avg	LG	TD	PD	FF	FR	Yds
2012 Seattle	2/2	6	5	1	0.0	0.0	0	0	0.0	0	0	1	0	0	0
2014 New England	3/3	7	6	1	0.0	0.0	0	0	0.0	0	0	1	0	0	0
NFL TOTALS	5/5	13	11	2	0.0	0.0	0	0	0.0	0	0	2	0	0	0

BROWNER'S SINGLE-GAME HIGHS

Tackles: 8, 2 Times, Last vs. NY Giants (11/1/15)

Sacks: None

FR: 1, 2 Times, Last vs. Atlanta (10/15/15)

FF: 1, 3 Times, Last at Chicago (12/2/12)

Interceptions: 2 vs. Philadelphia (12/1/11)

ADDITIONAL STATS

Special Teams: 2012 (1 punt return for -1 yd); **Career:** 1 punt return for -1 yd.



28

MARCUS BURLEY

CORNERBACK

Height 5-11
Weight 185
College Delaware
Seasons NFL 4th, Seahawks 3rd
Born July 16, 1990
Hometown Richmond, Va.

NFL TRANSACTIONS:

05/03/13: Signed with Jacksonville as undrafted FA
 08/28/13: Waived by Jacksonville
 09/02/13: Signed to Jacksonville PS
 09/14/13: Signed to Jacksonville 53-man roster
 09/16/13: Waived by Jacksonville
 09/18/13: Re-signed to Jacksonville PS
 10/01/13: Released from Jacksonville PS
 10/09/13: Signed to Philadelphia PS
 10/22/13: Released from Philadelphia PS
 10/23/13: Re-signed to Philadelphia PS
 11/14/13: Released from Philadelphia PS
 12/18/13: Signed to St. Louis PS
 01/07/14: Signed to Indianapolis PS
 01/13/14: Signed reserve/future contract with Indianapolis
 08/30/14: Traded to Seattle from Indianapolis

NFL CAREER HIGHLIGHTS:

- Has seen action in 26 games with one start for Seattle from 2014-15, mostly as a nickel cover corner in the slot.
- Notched first-career interception at Carolina (10/26/14).
- Was signed to the Jaguars 53-man roster for one game in 2013, but was waived and re-signed to their practice squad.

COLLEGE: Was a four-year letterman and appeared in 48 games with 33 starts. Totaled 169 tackles, 18 passes defended, four interceptions, three fumble recoveries and one forced fumble. Started all 11 games as a senior. Earned third-team All-CAA honors as a junior while starting all 11 games at cornerback.

PERSONAL: Attended Highland Springs (Va.) High School and led team to a 10-0 record and

a Capital District title in 2007. Majored in sport management and minored in leadership.

BURLEY'S NFL RECORD

Club	G/S	Tackles			Sacks		Interceptions				TD	PD	FF	FR	Yds
		Tkl	So	Ast	QB	Yds	No	Yds	Avg	LG					
2013 Jacksonville	0/0	0	0	0	0.0	0.0	0	0	0.0	0	0	0	0	0	0
2014 Seattle	13/0	32	22	10	1.0	5.0	1	24	24.0	24	0	5	0	0	0
2015 Seattle	13/1	17	16	1	1.0	9.0	1	0	0.0	0	0	2	0	0	0
NFL TOTALS	26/1	49	38	11	2.0	14.0	2	24	12.0	24	0	7	0	0	0

POSTSEASON

Club	G/S	Tackles			Sacks		Interceptions				TD	PD	FF	FR	Yds
		Tkl	So	Ast	QB	Yds	No	Yds	Avg	LG					
2014 Seattle	0/0	0	0	0	0.0	0.0	0	0	0	0	0	0	0	0	0
2015 Seattle	2/0	1	1	0	0.0	0.0	0	0	0	0	0	0	0	0	0
NFL TOTALS	2/0	1	1	0	0.0	0.0	0	0	0.0	0	0	0	0	0	0

BURLEY'S SINGLE-GAME HIGHS

Tackles: 8, vs. Dallas (10/12/14)

Sacks: 1, 2 Times, Last vs. Cleveland (12/20/15)

INTs: 1, 2 Times, Last vs. Cleveland (12/20/15)


TDs: None

FF: None

FR: None

ADDITIONAL STATS

Special Teams Tackles: 2014 (3), 2015 (1); **Career** (4).



31

KAM CHANCELLOR

SAFETY

Height	6-3
Weight	225
College	Virginia Tech
Sears	NFL 7th, Seahawks 7th
Born	April 3, 1988
Hometown	Norfolk, Virginia



ALL PRO:

2013 (2nd Team) **2014** (2nd Team)

NFL TRANSACTIONS:

04/24/10: Drafted by Seattle (5th round, 133rd)

04/23/13: Signed multi-year extension with Seattle

NFL CAREER HIGHLIGHTS:

- Voted a captain in 2014 and helped lead the team back to a second-consecutive Super Bowl. Helped Seattle's defense lead the NFL in scoring for a third-straight season and lead the NFL in both scoring and yards allowed for a second-

straight season. Missed two games with a groin injury.

- Totaled 25 tackles in the 2014 postseason, including 10 each in the Divisional game vs. Carolina and the Super Bowl vs. New England. Returned an interception 90 yards for a TD in the Divisional game vs. Carolina.

- Totaled 93 tackles and three interceptions in 2013 for a Super Bowl championship defense that led the NFL in scoring defense for the second-consecutive season. Part of a defense that led the NFL in total defense, passing defense, total takeaways and turnover margin.


- Set the tone early for Seattle vs. Denver in Super Bowl XLVIII with his powerful tackling technique totaling nine tackles, an interception and two passes defended. Tied for the team lead with 34 postseason tackles and two interceptions.

- Totaled 91 tackles in 2012 for a side that led the NFL in scoring defense for the first time in club history, finished fourth in total defense and tied for fifth in total takeaways.
- Started all 15 games played in 2011 and earned a trip to the Pro Bowl after finishing second on the team in tackles (94) and interceptions (4). Did not play versus Atlanta (10/2/11) due to a quadriceps injury.
- Saw action in all 16 games as a rookie, mostly as an extra defensive back in nickel and dime packages, totaling 12 tackles including one sack. Finished second on the team with 11 special teams tackles.

COLLEGE: Started 41 of 54 career games played for the Hokies, recording 208 tackles, six interceptions, four fumble recoveries and two forced fumbles. Finished career starting 41 consecutive games. Moved into starting free safety position prior to 2008 after spending sophomore season as the rover.

PERSONAL: Passed for more than 2,000 yards and rushed for 500 his senior season at Maury High School (Virginia). Team finished 10-2 after losing in the Group AAA Division 5 playoffs. During one of the playoff games, rushed for 89 yards and two touchdowns and threw for 224

yards and two more touchdowns. Also played safety. Was team MVP. Named first-team All-Eastern District quarterback. Also played on the basketball team.



CHANCELLOR'S NFL RECORD

Club	G/S	Tackles					Sacks		Interceptions						
		Tkl	So	Ast	QB	Yds	No	Yds	Avg	LG	TD	PD	FF	FR	Yds
2010 Seattle	16/0	12	10	2	1.0	3.0	0	0	0.0	0	0	1	0	0	0
2011 Seattle	15/15	94	73	21	1.0	10.0	4	27	6.7	9	0	13	1	1	0
2012 Seattle	16/16	94	71	23	0.0	0.0	0	0	0.0	0	0	5	1	1	0
2013 Seattle	16/16	93	61	32	0.0	0.0	3	78	26.0	32	0	6	1	0	0
2014 Seattle	14/14	76	58	18	0.0	0.0	1	52	52.0	52	0	6	1	0	0
2015 Seattle	11/11	74	44	30	0.0	0.0	2	6	3.0	6	0	4	1	0	0
NFL TOTALS	88/72	443	317	126	2.0	13.0	10	163	16.3	52	0	35	5	2	0

POSTSEASON

Club	G/S	Tackles					Sacks		Interceptions						
		Tkl	So	Ast	QB	Yds	No	Yds	Avg	LG	TD	PD	FF	FR	Yds
2010 Seattle	2/0	0	0	0	0.0	0.0	0	0	0.0	0	0	0	0	0	0
2012 Seattle	2/2	9	4	5	0.0	0.0	0	0	0.0	0	0	0	0	0	0
2013 Seattle	3/3	34	14	20	0.0	0.0	2	2	1.0	2	0	6	0	0	0
2014 Seattle	3/3	25	19	6	0.0	0.0	1	90	90.0	90t	1	1	0	0	0
2015 Seattle	2/1	8	4	4	0.0	0.0	0	0	0.0	0	0	1	1	0	0
NFL TOTALS	12/9	76	41	35	0.0	0.0	3	92	30.7	90t	1	8	1	0	0

CHANCELLOR'S SINGLE-GAME HIGHS

Tackles: 19* vs. Arizona (11/15/15)

FF: 1, 5 Times, Last vs. Detroit (10/5/15)

Sacks: 1, 2 Times, Last at Cleveland (10/23/11)

FR: 1, 2 Times, Last vs. San Francisco (12/23/12)

Interceptions: 1, 10 Times, Last vs. Pittsburgh (11/29/15)

ADDITIONAL STATS

Special Teams Tackles: 2010 (11, FF), 2011 (3, FF), 2012 (6, FR) 2013 (6), 2014 (2), 2015 (2);

Career: 30, 2 FF, 1 FR.

Postseason: 2010 (1), 2012 (1), 2014 (1), 2015 (1); **Career:** (4).

* Club Record



55

FRANK CLARK

DEFENSIVE END

Height	6-3
Weight	260
College	Michigan
Seasons	NFL 2nd, Seahawks 2nd
Born	June 14, 1993
Hometown	Cleveland, Ohio

NFL TRANSACTIONS:

05/01/15: Drafted by Seattle (2nd round, 63rd)

NFL CAREER HIGHLIGHTS:

- Saw action in 15 games with 3.0 sacks as a rookie.
- Was the third player drafted out of Michigan in club history (Last: Steve Hutchinson, 2001).

COLLEGE: Three-year letterman who appeared in 48 games, making 26 starts at defensive end. Recorded 120 tackles (67 solo), 11 sacks, 35 tackles for a loss, one forced fumble, four fumble recoveries, six passes defended and one interception over the course of his career. Recorded 19.5 TFLs over last 16 games. Posted a tackle for loss in nine of 10 games.

PERSONAL: Attended Glenville High School coached by Ted Ginn, Sr. Ran 40-yard dash in 4.53 seconds. Recorded 70 tackles and 19 sacks as a senior. Also caught 12 passes his senior year, including three for touchdowns. Born June 14, 1993. Majored in general studies.

**CLARK'S NFL RECORD**

Club	G/S	Tackles			Sacks		Interceptions								
		Tkl	So	Ast	QB	Yds	No	Yds	Avg	LG	TD	PD	FF	FR	Yds
2015 Seattle	15/0	16	15	1	3.0	16.0	0	0	0.0	0	0	2	1	0	0
NFL TOTALS	15/0	16	15	1	3.0	16.0	0	0	0.0	0	0	2	1	0	0

POSTSEASON

Club	G/S	Tackles			Sacks		Interceptions								
		Tkl	So	Ast	QB	Yds	No	Yds	Avg	LG	TD	PD	FF	FR	Yds
2015 Seattle	2/0	3	2	1	1.0	10.0	0	0	0.0	0	0	1	0	0	0
NFL TOTALS	2/0	3	2	1	1.0	10.0	0	0	0.0	0	0	1	0	0	0

CLARK'S SINGLE-GAME HIGHS

Tackles: 2, 5 Times, Last vs. Cleveland (12/20/15)

Sacks: 2, at Minnesota (12/6/15)

Interceptions: None

FF: 1, at Baltimore (12/13/15)

FR: None



90

CHRIS CLEMONS

DEFENSIVE END

Height 6-3
Weight 254
College Georgia
Seasons NFL 13th, Seahawks 5th
Born October 30, 1981
Hometown Griffin, Georgia

NFL TRANSACTIONS:

05/02/03: Signed with Washington as undrafted FA
 08/30/03: Placed on IR (knee)
 09/05/04: Waived/injured
 09/29/04: Signed to Cleveland PS
 11/24/04: Signed to Washington 53-man roster
 03/21/05: Exclusive rights signing with Washington
 12/27/05: Placed on IR
 08/15/06: Waived/injured
 01/17/07: Signed reserve/future contract with Oakland
 03/01/08: Signed with Philadelphia as UFA
 03/17/10: Traded to Seattle from Philadelphia
 07/27/12: Signed extension with Seattle
 01/09/13: Placed on IR (knee)
 03/12/14: Released by Seattle
 03/13/14: Signed with Jacksonville as UFA
 03/03/16: Released by Jacksonville
 04/06/16: Signed with Seattle as UFA

NFL CAREER HIGHLIGHTS:

- One of only three players in Seahawks history to post three consecutive double digit sack seasons (2010-12) joining Michael Sinclair (1996-98) and Jacob Green (1983-86).
- Totaled a career-best 11.5 sacks in 2012. Also tied an NFL record for most sacks in the first half of a game by tying the Seahawks record and setting a career-best with 4.0 vs. Green Bay (9/24) on Monday Night Football earning NFC Defensive Player of the Week.
- Started 2012 Wild Card Playoff game at Washington (1/6/13) and suffered a torn ACL and was placed on injured reserve before the following Divisional playoff game.
- Earned NFC Defensive Player of the week at St. Louis (11/20/11) after setting a then career high 3.0 sacks and two forced fumbles.
- Named NFC Defensive Player of the Week for his efforts versus Dallas (12/28/08) when he

CLEMONS' NFL RECORD

Club	G/S	Tackles			Sacks		Interceptions					FF	FR	Yds	
		Tkl	So	Ast	QB	Yds	No	Yds	Avg	LG	TD				PD
2003 Washington	6/0	Injured Reserve													
2004 Washington	6/0	9	6	3	3.0	14.0	0	0	0	0	0	1	1	0	0
2005 Washington	14/1	11	7	4	2.0	17.0	0	0	0	0	0	1	1	0	0
2007 Oakland	16/2	17	12	5	8.0	54.0	0	0	0	0	0	1	2	1	0
2008 Philadelphia	16/0	7	6	1	4.0	18.0	0	0	0	0	0	2	1	2	73
2009 Philadelphia	16/0	9	7	2	3.0	24.5	0	0	0	0	0	2	0	0	0
2010 Seattle	16/16	48	33	15	11.0	69.5	0	0	0	0	0	3	1	1	0
2011 Seattle	16/16	51	34	17	11.0	90.0	0	0	0	0	0	5	3	0	0
2012 Seattle	16/16	40	30	10	11.5	87.0	0	0	0	0	0	4	3	1	0
2013 Seattle	14/11	24	12	12	4.5	43.5	0	0	0	0	0	0	1	0	0
2014 Jacksonville	16/16	36	27	9	8.0	53.0	0	0	0	0	0	3	3	1	0
2015 Jacksonville	16/8	13	12	1	3.0	19.0	0	0	0	0	0	1	1	1	6t
NFL TOTALS	162/86	265	186	79	69.0	489.5	0	0	0	0	0	23	17	7	79

POSTSEASON

Club	G/S	Tackles			Sacks		Interceptions					FF	FR	Yds	
		Tkl	So	Ast	QB	Yds	No	Yds	Avg	LG	TD				PD
2008 Philadelphia	3/0	4	2	2	0.0	0.0	0	0	0.0	0	0	0	0	0	0
2009 Philadelphia	1/0	1	1	0	1.0	9.0	0	0	0.0	0	0	0	0	0	0
2010 Seattle	2/2	6	5	1	1.0	6.0	0	0	0.0	0	0	2	0	0	0
2012 Seattle	1/1	2	0	2	0.0	0.0	0	0	0.0	0	0	0	0	0	0
2013 Seattle	3/3	9	6	3	1.0	1.0	0	0	0.0	0	0	1	2	0	0
NFL TOTALS	10/6	22	14	8	3.0	16.0	0	0	0.0	0	0	3	2	0	0

recovered a fumble and raced 73 yards for the decisive score in the playoff-clinching win, while also tying a career high with two sacks and a forced fumble.

COLLEGE: Entered the NFL following his junior season at Georgia after starting 14 of 25 games played. In 2000, became the first freshman to start at linebacker for the Bulldogs since Randall Godfrey (1992). Was named most improved player following his junior season.


PERSONAL: Lettered four years and was a three-year starter at Griffin (Ga.) High School. Was a first-team AAA All-Region selection and

was nominated as the Region MVP by the Georgia Athletic Coaches Association. Lined up as a cornerback, linebacker, defensive end and tight end during high school career. Also lettered in track. Brother, Nic Clemons, is a former defensive lineman for the Broncos. The two were teammates at the University of Georgia and both signed as undrafted free agents with Washington in 2003. His uncle, Charlie Clemons, enjoyed a seven-year NFL career as a linebacker for St. Louis (1997-99), New Orleans (2001-02) and Houston (2003). Was a child and family development major in college.

CLEMONS' SINGLE-GAME HIGHS

Tackles: 7, vs. Arizona (9/25/11)
Sacks: 4, vs. Green Bay (9/24/12)

FF: 2, at St. Louis (11/20/11)
FR: 1, 7 Times, Last vs. Buffalo (10/25/15)



52

BROCK COYLE LINEBACKER

Height 6-1
Weight 245
College Montana
Seasons NFL 3rd, Seahawks 3rd
Born October 12, 1990
Hometown Bozeman, Montana

NFL TRANSACTIONS:

05/12/14: Signed with Seattle as undrafted FA

NFL CAREER HIGHLIGHTS:

- Has seen action in 23 regular season games, mostly on special teams, with two starts at middle linebacker as a rookie in place of Bobby Wagner (toe).
- Spent time on injured reserve/designated to return with a knee injury in 2015. Returned for the final three regular-season games and both postseason contests.

- Was inactive one game (glute) at Kansas City (11/16/14).

COLLEGE: Led the Montana Grizzlies in tackles his junior and senior seasons, accumulating the 11th-most in Montana history with 293 total tackles in 52 career games over his four seasons (redshirted his 2010 season due to injury). Posted a career-high 125 tackles in 2013.

PERSONAL: A three-year football letterman at Bozeman High and was an all-state and all-conference selection as a senior in 2008. Majored in business.

COYLE'S NFL RECORD

Club	G/S	Tackles			Sacks		Interceptions									
		Tkl	So	Ast	QB	Yds	No	Yds	Avg	LG	TD	PD	FF	FR	Yds	
2014 Seattle	15/2	6	4	2	0.0	0.0	0	0	0.0	0	0	0	0	0	0	0
2015 Seattle	8/0	3	2	1	0.0	0.0	0	0	0.0	0	0	0	0	0	0	
NFL TOTALS	23/2	9	6	3	0.0	0.0	0	0	0.0	0	0	0	0	0	0	

POSTSEASON

Club	G/S	Tackles			Sacks		Interceptions								
		Tkl	So	Ast	QB	Yds	No	Yds	Avg	LG	TD	PD	FF	FR	Yds
2014 Seattle	3/0	0	0	0	0.0	0.0	0	0	0.0	0	0	0	0	0	0
2015 Seattle	2/0	0	0	0	0.0	0.0	0	0	0.0	0	0	0	0	0	0
NFL TOTALS	5/0	0	0	0	0.0	0.0	0	0	0.0	0	0	0	0	0	0

COYLE'S SINGLE-GAME HIGHS

Tackles: 3 at Arizona (1/3/16)
Sacks: None
FR: None

FF: None
Interceptions: None

ADDITIONAL STATS

Special Teams Tackles: 2014 (5), 2015 (3); **Career:** 8.
Postseason Special Teams Tackles: 2014 (2), 2015 (1); **Career:** (3).



79

GARRY GILLIAM

TACKLE

Height
Weight
College
Seasons
Born
Hometown

6-5
315
Penn State
NFL 3rd, Seahawks 3rd
November 26, 1990
Carlisle, Pa.

NFL TRANSACTIONS:

05/13/14: Signed with Seattle as undrafted FA

NFL CAREER HIGHLIGHTS:

- Played in 30 regular season games with 17 starts, including all 16 games at RT in 2015.
- First-career start came as a rookie versus Oakland (11/2/14) when team opened with a jumbo package.
- Had a 19-yard TD reception on a fake field goal in the 2014 NFC Championship Game versus Green Bay that helped key the third-largest come-from-behind victory in Championship Game history. Pass came from punter/holder Jon Ryan in the third quarter with Seattle trailing 16-0.


COLLEGE: Played in 27 career games for the Nittany Lions. Shifted from tight end to offensive tackle prior to 2013 spring practice and added close to 30 pounds during offseason workouts. He earned the start at right tackle in the first two games of the 2013 season and started four games overall, playing in all 12. Caught a total of eight passes for 86 yards in his career, after redshirting the 2009 season, tearing his ACL in 2010 and missing the 2011 season.

PERSONAL: Played four sports at the Milton Hershey School. An All-American, all-state and All-Mid-Penn Conference honoree was a four-year starter, playing tight end and defensive end. He gained 350 receiving yards on 20 receptions and scored four touchdowns in his career. During his senior season, he racked up 70 tackles, five sacks and two interceptions. He finished with 153 tackles, 12 sacks and five interceptions in his scholastic career. He was a

conference champion in the javelin and qualified for the state track and field championships. He has a double-major of advertising/public relations and management.

GILLIAM'S NFL RECORD

Year	Team	GP/GS	Postseason
2014	Seattle	14/1	2/0
2015	Seattle	16/16	2/2
NFL TOTALS	—	30/17	4/2





63

MARK GLOWINSKI

GUARD

Height	6-4
Weight	310
College	West Virginia
Seasons	NFL 2nd, Seahawks 2nd
Born	May 3, 1992
Hometown	Wilkes-Barre, Pa.

NFL TRANSACTIONS:

05/02/15: Drafted by Seattle (4th round, 134th)

NFL CAREER HIGHLIGHTS:


- Saw action in nine games as a rookie with one start in season finale at Arizona (1/3/16).
- Selected with the second of two fourth-round choices in the 2015 NFL Draft. Third player drafted out of West Virginia in club history (Last: Bruce Irvin, 2012).

COLLEGE: Earned All-Big 12 First Team honors from the Associated Press and All-Big 12 Second Team honors from coaches following his senior season of 2014. Started all 25 career games in two seasons at West Virginia after starting his career at Lackawanna College (2010-2011) and redshirting at West Virginia in 2012.

PERSONAL: Played for GAR Memorial High in Wilkes-Barre, Pa. Was a three-year starter on both sides of the ball. Helped lead team to a 26-8 record while he was there. Born on May 3, 1992. Son of Mark and Dawn Glowinski. One of two children. Graduated in December 2014 with a bachelor's degree in multidisciplinary studies. Received Garrett Ford Academic Honor Roll honors.

GLOWINSKI'S RECORD

Year	Team	GP/GS	Postseason
2015	Seattle	9/1	0/0
NFL TOTALS		9/1	0/0



88

JIMMY GRAHAM

TIGHT END

Height	6-7
Weight	265
College	Miami (Fla.)
Seasons	NFL 7th, Seahawks 2nd
Born	November 24, 1986
Hometown	Goldsboro, N.C.

**ALL PRO:**

2011 (2nd Team) 2013 (1st Team)

NFL TRANSACTIONS:

04/23/10: Drafted by New Orleans (3rd round, 95th)

03/10/15: Traded to Seattle from New Orleans

11/30/15: Placed on IR (knee)

NFL CAREER HIGHLIGHTS:

- Acquired via trade with the New Orleans Saints on the first day of free agency, March 10,

2015. Seattle also obtained the Saints 2015 fourth-round draft selection in exchange for the Seahawks 2015 first-round choice and center Max Unger.

- Finished the final five games of 2015 on injured reserve after injuring knee versus Pittsburgh (11/30).
- The Saints all-time receiving leader by a tight end, started 50 of 78 career games for New Orleans from 2010-14 totalling 386 receptions for 4,752 yards and 51 TDs. Led the Saints in receptions four consecutive seasons from 2011-14.
- Along with New England's Rob Gronkowski,

became the only tight ends in NFL history to record multiple seasons with 1,000 receiving yards and 10-plus TDs.

- Led Saints in receiving for fourth-consecutive season in 2014 and finished second in the NFL among tight ends totalling 85 receptions for 889 yards and 10 TDs.
- Had one of the best seasons by a tight end in NFL history in 2013 after leading the Saints with 86 receptions for 1,215 yards and a team-record 16 TDs. Was the second-highest TD total by a tight end in NFL history and led the NFL in scoring grabs and ranked second in scoring among non-kickers. Tied a Saints record for 100-yard receiving games (6), which tied the NFL record for most by a TE.
- Became the first TE in NFL history to be named NFC Offensive Player of the Month (September 2013). During a four-game streak between September and October, totaled 548 yards which was the most over any four-game span in a single season in NFL history. Also tied an NFL record with four-consecutive 100-yard receiving games by a TE.
- Between 2011-12, had a streak of six-consecutive games with at least one TD reception. That stretch set a Saints record for consecutive games with a receiving TD and tied the club record for consecutive games with a TD. The streak tied the second-longest NFL mark among tight ends since the 1970 AFL-NFL merger.
- Totalled career highs and set a Saints record

with 99 receptions for 1,310 yards in 2011.

HONORS: 2013: All-Pro (CBSSports.com, ESPN.com, *Sports Illustrated* & *The Sporting News*), PFWA All-NFL and All-NFC, NFC Offensive Player of the Week 3. NFC Offensive Player of the Month (September). **2012:** NFC Offensive Player of the Week 10. **2011:** *Pro Football Weekly*/PFWA All-NFC, Saints Ed Block Courage Award

COLLEGE: Appeared in 13 games with one start in a multiple-tight end set in only season of football at the University of Miami. Made 17 receptions for 213 yards (12.5 avg.) with five touchdowns. Appeared in 120 games with 39 starts for the Miami basketball team as a four-year letterwinner and averaged 4.2 points per game and 4.2 rebounds per game, while 104 blocked shots ranked eighth in school history. A two-time Academic All-ACC selection, earned a business degree with a double major in marketing and management in 2009.

PERSONAL: Attended Charis Preparatory (Goldsboro, N.C.) Academy, where he played basketball, football, baseball and tennis. On the hardwood, earned All-American honorable mention from *Street & Smith Magazine*, in addition to garnering All-State and conference and team Most Valuable Player honors. As a senior, averaged 20.7 points, 13.8 rebounds and 4.6 blocks per game. During junior season, grabbed 15.1 rebounds per game and scored an average of 18.2 points per game. Earned airplane pilot's license in 2012.



GRAHAM'S NFL RECORD

Club	G/S	Receiving						Rushing				
		No	Yds	Avg	LG	TD	Att	Yds	Avg	LG	TD	
2010 New Orleans	15/5	31	356	11.5	52	5	1	3	3.0	3	0	
2011 New Orleans	16/11	99	1,310	13.2	59	11	0	0	0.0	0	0	
2012 New Orleans	15/9	85	982	11.6	46	9	0	0	0.0	0	0	
2013 New Orleans	16/12	86	1,215	14.1	56t	16	0	0	0.0	0	0	
2014 New Orleans	16/13	85	889	10.5	29	10	0	0	0.0	0	0	
2015 Seattle	11/11	48	605	12.6	45	2	0	0	0.0	0	0	
NFL TOTALS	89/61	434	5,357	12.3	59	53	1	3	3.0	0	0	

POSTSEASON

Club	G/S	Receiving						Rushing				
		No	Yds	Avg	LG	TD	Att	Yds	Avg	LG	TD	
2011 New Orleans	2/2	12	158	13.2	66t	3	0	0	0.0	0	0	
2013 New Orleans	2/1	4	52	13.0	21	0	0	0	0.0	0	0	
NFL TOTALS	4/3	16	210	13.1	66t	3	0	0	0.0	0	0	

GRAHAM'S SINGLE-GAME HIGHS

Most Receptions: 10, 5 Times, Last vs. SF (11/9/14)
Longest Reception: 59, at Jacksonville (10/2/11)

Most Receiving Yards: 179, at Tampa Bay (9/15/13)
Most TDs: 2, 12 Times, Last vs. Baltimore (11/24/14)

ADDITIONAL STATS

Special Teams: 2010: Tackles (1). **Career:** Tackles 1.

100-YARD RECEIVING GAMES (14)

Yards	Opponent	Date	Rec.	Avg.	LG	TD
179	Tampa Bay	9/15/13	10	17.9	56t	1
146	Atlanta	11/11/12	7	20.9	46	2
140	Carolina	10/18/15	8	17.5	45	0
135	at Chicago	10/6/13	10	13.5	38	0
134	Arizona	9/22/13	9	14.9	29	2
132	at Jacksonville	10/2/11	10	13.2	59	1
129	at Carolina	10/9/11	8	16.1	30	0
124	at Tampa Bay	10/16/11	7	17.7	43	0
118	at Cleveland	9/16/14	10	11.8	23	2
115	Carolina	12/30/12	9	12.8	27	1
115	at N.Y. Jets	11/3/13	9	12.9	51t	2
100	Houston	9/25/11	4	25.0	32	1
100	Miami	9/30/13	4	25.0	43t	2
100	at Atlanta	11/21/13	5	20.0	44t	1

TOP RECEIVING TOTALS BY TE SINCE 2011

Player	Team	Rec.	Yds.	Avg.	TD
1. Jimmy Graham	Seattle	403	5,001	12.4	48
2. Jason Witten	Dallas	403	4,248	10.5	24
3. Greg Olsen	Carolina	348	4,311	12.4	29
4. Rob Gronkowski	New England	338	5,009	14.8	55
5. Antonio Gates	San Diego	315	3,639	11.6	35

GRAHAM'S GAME-BY-GAME RECEIVING

2010	Opponent	No	Yds	Avg	LG	TD	2011	Opponent	No	Yds	Avg	LG	TD
9/9	Minnesota	Did Not Play					9/8	at Green Bay	4	56	14.0	21	1
9/20	at San Francisco	0	0	0.0	0	0	9/18	Chicago	6	79	13.2	31	0
9/26	Atlanta	0	0	0.0	0	0	9/25	Houston	4	100	25.0	32	1
10/3	Carolina	0	0	0.0	0	0	10/2	at Jacksonville	10	132	13.2	59	1
10/10	at Arizona	0	0	0.0	0	0	10/9	at Carolina	8	129	16.1	30	0
10/17	at Tampa Bay	1	11	11.0	11	0	10/16	at Tampa Bay	7	124	17.7	43	0
10/24	Cleveland	4	38	9.5	14	0	10/23	Indianapolis	6	54	9.0	16	2
10/31	Pittsburgh	0	0	0.0	0	0	10/30	at St. Louis	4	39	9.8	13	0
11/7	at Carolina	3	49	16.3	19t	1	11/6	Tampa Bay	6	78	13.0	23	0
11/21	Seattle	5	72	14.4	27	0	11/13	at Atlanta	7	82	11.7	29	1
11/25	at Dallas	3	23	7.7	14	0	11/28	N.Y. Giants	5	84	16.8	29t	2
12/5	at Cincinnati	3	72	24.0	52	0	12/4	Detroit	8	89	11.1	16	0
12/12	St. Louis	1	21	21.0	21	0	12/11	at Tennessee	5	55	11.0	33	0
12/19	at Baltimore	5	29	5.8	18t	2	12/18	at Minnesota	7	70	10.0	18	1
12/27	at Atlanta	4	26	6.5	10	1	12/26	Atlanta	4	42	10.5	17	1
1/2/11	Tampa Bay	2	15	7.5	11	1	1/1/12	Carolina	8	97	12.1	29	1
TOTALS (15/5)		31	356	11.5	52	5	TOTALS (16/11)		99	1310	13.2	59	11

1/7	Detroit	7	55	7.9	14	1
1/14	at San Francisco	5	103	20.6	66t	2
PLAYOFF TOTALS (2/2)		12	158	13.2	66t	3

2012	Opponent	No	Yds	Avg	LG	TD	2013	Opponent	No	Yds	Avg	LG	TD
9/9	Washington	6	85	14.2	23	1	9/8	Atlanta	4	45	11.3	21	1
9/16	at Carolina	7	71	10.1	17	1	9/15	at Tampa Bay	10	179	17.9	56t	1
9/23	Kansas City	4	16	4.0	7	1	9/22	Arizona	9	134	14.9	29	2
9/30	at Green Bay	7	76	10.9	24	0	9/30	Miami	4	100	25.0	43t	2
10/7	San Diego	1	4	4.0	4	0	10/6	at Chicago	10	135	13.5	38	0
10/21	at Tampa Bay	Inactive (ankle)					10/13	at New England	0	0	0.0	0	0
10/28	at Denver	5	63	12.6	20	1	10/27	Buffalo	3	37	12.3	15t	2
11/5	Philadelphia	8	72	9.0	17	1	11/3	at N.Y. Jets	9	116	12.9	51t	2
11/11	Atlanta	7	146	20.9	46	2	11/10	Dallas	5	59	11.8	26	0
11/18	at Oakland	6	29	4.8	10	1	11/17	San Francisco	6	41	6.8	13	0
11/25	San Francisco	4	33	8.3	12	0	11/21	at Atlanta	5	100	20.0	44t	1
11/29	at Atlanta	4	59	14.8	25	0	12/2	at Seattle	3	42	14.0	20	1
12/9	at N.Y. Giants	5	56	11.2	27	0	12/8	Carolina	6	58	9.7	22	2
12/16	Tampa Bay	5	69	13.8	24	0	12/15	at St. Louis	2	25	12.5	13	0
12/23	at Dallas	7	88	12.6	26	0	12/22	at Carolina	5	73	14.6	46	1
12/30	Carolina	9	115	12.8	27	1	12/29	Tampa Bay	5	71	14.2	33	1
TOTALS (15/9)		85	982	11.6	46	9	TOTALS (16/12)		86	1215	14.1	56t	16

1/4	at Philadelphia	3	44	14.7	21	0
1/8	at Seattle	1	8	8.0	8	0
PLAYOFF TOTALS (2/1)		4	52	13.0	21	0

2014	Opponent	No	Yds	Avg	LG	TD	2015	Opponent	No	Yds	Avg	LG	TD
9/7	at Atlanta	8	82	10.3	17	0	9/13	at St. Louis	6	51	8.5	19	1
9/14	at Cleveland	10	118	11.8	23	2	9/20	at Green Bay	1	11	11.0	11	0
9/21	Minnesota	6	54	9.0	15	0	9/27	Chicago	7	83	11.9	30t	1
9/28	at Dallas	8	86	10.8	17	1	10/5	Detroit	4	29	7.3	13	0
10/5	Tampa Bay	2	36	18.0	23	0	10/11	at Cincinnati	3	30	10.0	22	0
10/19	at Detroit	0	0	0.0	0	0	10/18	Carolina	8	140	17.5	45	0
10/26	Green Bay	5	59	11.8	22t	1	10/22	at San Francisco	2	31	15.5	23	0
10/30	at Carolina	7	83	11.9	27	1	11/1	at Dallas	7	75	10.7	19	0
11/9	San Francisco	10	76	7.6	15	2	11/15	Arizona	3	41	13.7	30	0
11/16	Cincinnati	3	29	9.7	13	0	11/22	San Francisco	3	39	13.0	20	0
11/24	Baltimore	6	47	7.8	11	2	11/29	Pittsburgh	4	75	18.8	36	0
11/30	at Pittsburgh	0	0	0.0	0	0	TOTALS (11/11)		48	605	12.6	45	2
12/7	Carolina	3	25	8.3	10	0							
12/15	at Chicago	5	87	17.4	29	0							
12/21	Atlanta	6	53	8.8	15	1							
12/28	at Tampa Bay	6	54	9.0	14	0							
TOTALS (16/13)		85	889	10.5	29	10							



4

STEVEN HAUSCHKA

KICKER

Height	6-4
Weight	210
College	North Carolina St.
Seasons	NFL 9th, Seahawks 6th
Born	June 29, 1985
Hometown	Needham, Mass.
Pronunciation	howsh-kuh

NFL TRANSACTIONS:

05/02/08:	Signed with Minnesota as undrafted FA
08/30/08:	Waived by Minnesota
08/31/08:	Claimed off waivers by Baltimore
09/09/08:	Waived by Baltimore
09/11/08:	Signed to Baltimore PS
10/30/08:	Signed to Baltimore 53-man roster
11/18/09:	Waived by Baltimore
12/29/09:	Signed with Atlanta as FA
08/16/10:	Waived by Atlanta
08/17/10:	Claimed off waivers by Detroit
09/04/10:	Waived by Detroit
12/11/10:	Signed with Denver as FA
09/03/11:	Waived by Denver
09/04/11:	Claimed off waivers by Seattle
01/09/13:	Placed on IR (calf)
04/19/13:	Signed with Seattle as UFA
03/17/14:	Signed with Seattle as UFA

NFL CAREER HIGHLIGHTS:

- Ranks fourth in NFL history with an 86.8 FG percentage (158/182).
- Since 2011, has made 128 of 139 (92.1%) attempts inside 50 yards to rank fourth in the NFL.
- Holds club record for most career 50-plus yard FGs made (14) and tied Josh Brown's club record for longest field goal made with a 58-yard connection at Carolina on October 26, 2014.
- Led the NFC in 2013 and ranked 4th in the NFL in scoring with a career-high 143 points. Point total was most in Seahawks history among kickers and second overall to Shaun Alexander (168 in 2005).
- Had a streak of 22-consecutive field goals, second all time in team history behind Olindo Mare's 30, ended vs. Arizona (12/22/13). Connected on a string of 19-consecutive field goals prior to having one blocked at Indianapolis - a streak that now ranks third.

- Holds Seahawks record for the longest attempt of 61 yards vs. Atlanta (10/2/11) and at Detroit (10/28/12).

HONORS: 2013, *NFC Special Teams Player of the Week 4 at Houston.*



HAUSCHKA'S SINGLE-GAME HIGHS

Most FGs Att.: 5 vs. Baltimore (11/13/11)
Most FGs Made: 5 vs. Baltimore (11/13/11)
Longest FG Att.: 61 vs. Atl (10/2/11) and at Det (10/28/12)
Longest FG Made: 58 at Carolina (10/26/14)

*Franchise record

Most PATs Att.: 7 vs. Arizona (12/9/12)
Most PATs Made: 7 vs. Arizona (12/9/12)
Points Scored: 16, 2 Times, Last vs. Ariz (12/9/12)
Consecutive Games with FG: 14* (10/9/11 - 9/16/12)

ADDITIONAL STATS

Special Team Tackles: 2009 (1), 2011 (1), 2012 (3), 2014 (1), 2015 (1); **Career:** (7).

COLLEGE: Ended collegiate career as a graduate student at North Carolina State and connecting on 16-of-18 field goals in lone season of eligibility and was named a Lou Groza Award finalist. Led the Atlantic Coast Conference and ranked sixth in school history with an .889 field goal percentage. Graduated Middlebury College in Vermont, where he kicked three seasons connecting on 20-of-28 career attempts.

Named first team all-conference as a kicker and punter senior year and earned second-team honors at both positions after sophomore and junior seasons.

PERSONAL: Played soccer at Needham (Mass.) High School. Also played soccer and lacrosse at Middlebury, earning a degree in neuroscience.

HAUSCHKA'S NFL RECORD

KICKING

Club	G	PAT-Att	FG-Att	1-19	20-29	30-39	40-49	50+	FG%	LG	Pts
2008 Baltimore	8/0	0-0	1-2	0-0	0-0	0-0	0-0	1-2	50.0	54	3
2009 Baltimore	9/0	27-28	9-13	0-0	1-1	5-7	3-5	0-0	69.2	44	54
2010 Denver	4/0	10-10	6-7	0-0	1-1	3-3	2-3	0-0	85.7	49	28
2011 Seattle	16/0	34-34	25-30	2-2	5-6	9-10	7-8	2-4	83.3	52	109
2012 Seattle	16/0	46-48	24-27	1-1	7-7	10-10	5-5	1-4	88.9	52	118
2013 Seattle	16/0	44-44	33-35	0-0	10-11	9-9	11-12	3-3	94.3	53	143
2014 Seattle	16/0	41-41	31-37	0-0	10-10	10-10	9-13	2-4	83.8	58	134
2015 Seattle	16/0	40-44	29-31	0-0	9-9	7-7	7-9	6-6	93.5	54	127
NFL TOTALS	101/0	242-249	158-182	3-3	43-45	53-56	44-55	15-23	86.8	58	716

POSTSEASON

Club	G	PAT-Att	FG-Att	1-19	20-29	30-39	40-49	50+	FG%	LG	Pts
2008 Baltimore	3/0	Kickoffs Only									
2012 Seattle	1/0	1-1	3-3	0-0	2-2	1-1	0-0	0-0	100.0	32	10
2013 Seattle	3/0	9-9	8-8	0-0	1-1	4-4	3-3	0-0	100.0	49	33
2014 Seattle	3/0	9-9	2-2	0-0	1-1	1-1	0-0	0-0	100.0	37	15
2015 Seattle	2/0	4-4	2-3	0-0	0-0	1-1	1-1	0-1	66.7	46	10
PLAYOFFS	12/0	23-23	15-16	0-0	4-4	7-7	4-4	0-1	93.8	49	68

HAUSCHKA'S GAME-BY-GAME KICKING

2008	Opp	Pts	PAT-Att	FG-FGA	Made	2009	Opp	Pts	PAT-Att	FG-FGA	Made
9/7	Cin	0	0-0	0-0		9/13	KC	8	5-5	1-2	44
Games 2-7	Practice Squad					9/20	at SD	7	4-4	1-1	33
11/2	at Clev		Inactive			9/27	Cle	10	4-4	2-2	36,33
11/9	at Hou	3	0-0	1-1	54	10/4	at NE	3	3-3	0-0	
11/16	at NYG		Kickoffs Only			10/11	Cin	2	2-2	0-0	
11/23	Phil	0	0-0	0-1		10/19	at Min	7	4-4	1-2	29
Games 12-14	Kickoffs Only					11/1	Den	12	3-3	3-3	43, 35, 31
12/20	at Dal		Inactive			11/9	at Cin	1	1-1	0-1	
12/28	Jac		Kickoffs Only			11/16	at Cle	4	1-2	1-2	44
TOTALS (8/0)	3	0-0	1-2	Long: 54		1/3/10	at TB		Inactive		
1/4	at Mia		Kickoffs Only			TOTALS (9/0)	54	27-28	9-13	Long: 44	
1/10	at Ten		Kickoffs Only								
1/18	at Pit		Kickoffs Only								
PLAYOFFS (3/0)	Kickoffs Only										

HAUSCHKA'S GAME-BY-GAME KICKING

2010	Opp	Pts	PAT-Att	FG-FGA	Made	2011	Opp	Pts	PAT-Att	FG-FGA	Made
Games 1-12			Not With a Team			9/11	at SF	5	2-2	1-1	39
12/12	at Ari	7	1-1	2-3	32, 30	9/18	at Pit	0	0-0	0-0	
12/19	at Oak	11	2-2	3-3	46, 49, 35	9/25	Ari	7	1-1	2-2	30, 52
12/26	Hou	6	3-3	1-1	27	10/2	Atl	4	4-4	0-1	
1/2/11	SD	4	4-4	0-0		10/9	at NYG	10	4-4	2-2	51, 43
TOTALS (4/0)	28	10-10	6-7	Long: 49		10/23	at Cle	3	0-0	1-1	20
						10/30	Cin	6	0-0	2-2	47, 25
						11/6	at Dal	7	1-1	2-3	45, 32
						11/13	Bal	16	1-1	5-5	22, 38, 39, 35, 30
						11/20	at StL	6	3-3	1-1	19
						11/27	Was	5	2-2	1-2	36
						12/1	Phi	7	4-4	1-1	49
						12/12	StL	12	3-3	3-4	42, 23, 48
						12/18	at Chi	8	5-5	1-1	33
						12/24	SF	5	2-2	1-1	19
						11/1/12	at Ari	8	2-2	2-3	43, 26
TOTALS (16/0)	109	34-34	25-30	Long: 52							

2012	Opp	Pts	PAT-Att	FG-FGA	Made	2013	Opp	Pts	PAT-Att	FG-FGA	Made
9/9	at Ari	10	1-1	3-4	27, 47, 39	9/8	at Car	6	0-0	2-2	27, 40
9/16	Dal	9	3-3	2-2	21, 25	9/15	SF	9	3-3	2-2	30, 37
9/24	GB	2	2-2	0-0		9/22	Jax	9	6-6	1-1	21
9/30	at StL	7	1-1	2-2	31, 30	9/29	at Hou	11	2-2	3-3	48, 39, 45
10/7	at Car	10	1-1	3-3	22, 36, 46	10/6	at Ind	14	2-2	4-5	42, 36, 41, 46
10/14	NE	6	3-3	1-1	34	10/13	Tenn	8	2-2	2-2	31, 29
10/18	at SF	6	0-0	2-3	52, 35	10/17	at Ariz	10	4-4	2-2	51, 42
10/28	at Det	6	3-3	1-2	23	10/28	at StL	2	2-2	0-0	
11/4	Min	6	3-4	1-1	40	11/3	TB	9	3-3	2-2	36, 27
11/11	NYJ	4	4-4	0-0		11/10	at Atl	15	3-3	4-4	39, 43, 44, 53
11/25	at Mia	3	3-3	0-0		11/17	Min	11	5-5	2-2	50, 26
12/2	at Chi	5	2-2	1-1	31	12/2	NO	10	4-4	2-2	26, 20
12/9	Ari	16	7-7	3-3	31, 28, 32	12/8	SF	5	2-2	1-1	31
12/16	at Buf	14	5-6	3-3	19, 33, 23	12/15	at NYG	11	2-2	3-3	49, 44, 24
12/23	SF	6	6-6	0-0		12/22	Ariz	4	1-1	1-2	27
12/30	StL	8	2-2	2-2	43, 49	12/29	StL	9	3-3	2-2	28, 35
TOTALS (16/0)	118	46-48	24-27	Long: 52		TOTALS (16/0)	143	44-44	33-35	Long: 53	
1/6	at Was	10	1-1	3-3	32, 29, 22	1/11	NO	11	2-2	3-3	38, 49, 26
PLAYOFFS (1/0)	10	1-1	3-3	Long: 32		1/19	SF	11	2-2	3-3	32, 40, 37
						2/2	Den	11	5-5	2-2	31, 43

2014	Opp	Pts	PAT-Att	FG-FGA	Made	2015	Opp	Pts	PAT-Att	FG-FGA	Made
09/04	GB	10	4-4	2-2	20, 35	9/13	at StL	11	2-2	3-3	25, 27, 35
09/14	at SD	3	3-3	0-0		9/20	at GB	5	2-2	1-1	54
09/21	Den	8	2-2	2-3	20, 28	9/27	Chi	14	2-2	4-4	31, 21, 45, 48
10/06	at Wash	9	3-3	2-2	40, 43	10/5	Det	7	1-1	2-2	51, 52
10/12	Dal	11	2-2	3-3	33, 33, 48	10/11	at Cin	6	3-3	1-1	24
10/19	at StL	8	2-2	2-2	24, 35	10/18	Car	11	2-2	3-3	30, 50, 43
10/26	at Car	7	1-1	2-2	58, 29	10/22	at SF	8	2-2	2-2	49, 46
11/02	Oak	12	3-3	3-4	34, 30, 40	11/1	at Dal	7	1-1	2-3	24, 26
11/09	NYG	8	5-5	1-1	28	11/15	Ariz	8	2-2	2-2	31, 46
11/16	at KC	8	2-2	2-2	24, 27	11/22	SF	5	2-4	1-1	33
11/23	AZ	13	1-1	4-5	27, 32, 52, 40	11/29	Pitt	3	3-4	0-0	
11/27	at SF	13	1-1	4-4	21, 36, 35, 46	12/6	at Min	8	5-5	1-1	23
12/07	at Phi	6	3-3	1-1	44	12/13	at Balt	5	5-5	0-0	
12/14	SF	5	2-2	1-1	38	12/20	Clev	12	3-3	3-3	49, 27, 30
12/21	at AZ	5	5-5	0-3		12/27	StL	5	2-2	1-1	26
12/28	StL	8	2-2	2-2	42, 45	1/3	at Ariz	12	3-4	3-4	33, 52, 52
TOTALS (16/0)	134	41-41	31-37	Long: 58		TOTALS (16/0)	127	40-44	29-31	Long: 54	
1/10	Car	7	4-4	1-1	37	1/10	at Min	4	1-1	1-1	46
1/18	GB	2	2-2	0-0		1/17	at Car	6	3-3	1-2	36
2/1	NE	6	3-3	1-1	27	PLAYOFFS (2/0)	10	4-4	2-3	Long: 46	
TOTALS (3/0)	15	9-9	2-2	Long: 37							



84

COOPER HELFET

TIGHT END

Height	6-3
Weight	239
College	Duke
Seasons	NFL 5th, Seahawks 5th
Born	June 2, 1989
Hometown	Kentfield, Calif.

NFL TRANSACTIONS:

05/15/12: Signed by Seattle as undrafted FA
 05/22/12: Waived by Seattle
 07/31/12: Signed with Seattle as FA
 08/31/12: Waived/injured by Seattle
 12/26/12: Signed to Seattle PS
 01/15/13: Signed reserve/future contract with Seattle
 08/31/13: Waived by Seattle
 09/02/13: Signed to Seattle PS
 02/05/14: Signed with Seattle as FA

NFL CAREER HIGHLIGHTS:

- Earned a spot on Seattle's active roster out of training camp in 2014. Saw first-career action on special teams vs. Denver (9/21/14) and made first-career start at St. Louis (10/19/14) in place of Zach Miller (ankle) and Luke Willson (groin).

COLLEGE: Spent two seasons at Duke after playing two seasons (2008-09) at Santa Rosa

(Calif.) Junior College. Played in 22 games for the Blue Devils and caught 77 passes for 775 yards with six TDs during career, including career-highs in catches (43), yards (395), TDs (4) his senior season. Earned honorable mention All-ACC honors. At Santa Rosa, helped team to an 8-3 record in 2008 by catching 28 passes for 382 yards including a 12-reception, 188-yard, three-TD performance in the Bear Cubs 28-20 win over Sierra (Calif.) college in the Premier Bank Bowl. Had 40 receptions for 657 yards and seven TDs in 2009.

PERSONAL: Originally enrolled at Johns Hopkins University on a lacrosse scholarship in the fall of 2007. Attended Redwood High and caught 42 passes for 811 yards and earned first team all-conference honors on a team that went 7-4 and advanced to the state playoffs as a senior. Also lettered in basketball and lacrosse. Majored in sociology with a minor in economics.

HELFET'S NFL RECORD

Year	Club	G/S	No	Yds	Avg	LG	TD
2012	Seattle	0/0	Practice Squad				
2013	Seattle	0/0	Practice Squad				
2014	Seattle	10/2	12	185	15.4	36	2
2015	Seattle	14/2	13	130	10.0	20	0
NFL TOTALS		24/4	25	315	12.6	36	2

POSTSEASON							
Year	Club	G/S	No	Yds	Avg	LG	TD
2014	Seattle	2/1	0	0	0.0	0	0
2015	Seattle	2/2	0	0	0.0	0	0
NFL TOTALS		4/3	0	0	0.0	0	0

HELFET'S SINGLE-GAME HIGHS

Most Rec.: 4, 2 Times, Last at Arizona (1/3/16)
Most TDs: 1, 2 Times, Last vs. Arizona (11/23/14)

Most Yards: 61, at St. Louis (10/19/14)
Longest Reception: 36, at Washington (10/6/14)

ADDITIONAL STATS

Special Teams Tackles: 2014 (2); Career (2).

HELFBET'S GAME-BY-GAME RECEIVING

2014	Opponent	No	Yds	Avg	LG	TD	2015	Opponent	No	Yds	Avg	LG	TD	
Games 1-2		Inactive (knee)						9/13	at St. Louis	0	0	0.0	0	0
9/21	Denver	Special Teams Only						9/20	at Green Bay	0	0	0.0	0	0
10/06	at Washington	1	36	36.0	36	0	9/27	Chicago	0	0	0.0	0	0	
10/12	Dallas	1	7	7.0	7	0	10/5	Detroit	0	0	0.0	0	0	
10/19	at St. Louis	3	61	20.3	22	1	10/11	at Cincinnati	0	0	0.0	0	0	
10/26	at Carolina	1	11	11.0	11	0	10/18	Carolina	0	0	0.0	0	0	
11/02	Oakland	0	0	0.0	0	0	10/22	at San Francisco	0	0	0.0	0	0	
11/09	N.Y. Giants	1	32	32.0	32	0	11/1	at Dallas	Inactive					
11/16	at Kansas City	1	2	2.0	2	0	11/15	Arizona	Inactive					
11/23	Arizona	2	27	13.5	20t	1	11/22	San Francisco	1	7	7.0	7	0	
Games 12-14		Inactive (ankle)						11/29	Pittsburgh	0	0	0.0	0	0
12/21	at Arizona	2	9	4.5	6	0	12/6	at Minnesota	1	13	13.0	13	0	
12/28	St. Louis	Inactive (ribs)						12/13	at Baltimore	2	20	10.0	17	0
TOTALS (10/2)		12	185	15.4	36	2	12/20	Cleveland	1	5	5.0	5	0	
1/10	Carolina	0	0	0.0	0	0	12/27	St. Louis	4	43	10.8	16	0	
1/18	Green Bay	Inactive						1/3	at Arizona	4	42	10.5	20	0
2/1	New England	0	0	0.0	0	0	TOTALS (14/2)		13	130	10.0	20	0	
PLAYOFF TOTALS (2/1) 0		0	0	0.0	0	0	1/10	at Minnesota	0	0	0.0	0	0	
							1/17	at Carolina	0	0	0.0	0	0	
							PLAYOFF TOTALS (2/2) 0		0	0.0	0	0		



97

JORDAN HILL

DEFENSIVE TACKLE

Height 6-1
Weight 290
College Penn State
Seasons NFL 4th, Seahawks 4th
Born February 8, 1991
Hometown Steelton, Penn.

NFL TRANSACTIONS:

04/26/13: Drafted by Seattle (3rd round, 87th)
 01/06/15: Placed on injured reserve (calf)

NFL CAREER HIGHLIGHTS:

- Missed six games due to quad and toe injuries in 2015.
- Played in 13 games in 2014 and recorded 5.5 sacks in the final six games before landing on injured reserve (calf) on Jan. 6, 2015 and missing the postseason.
- Saw action in four regular-season games as a rookie and totaled seven tackles and 1.5 sacks. Was inactive 12 times, including early in the season with a biceps injury. First career game played was at Indianapolis (10/6/13). Inactive for the postseason.

COLLEGE: Started 27 of 45 games at Penn State – 24 at left defensive tackle and three at right defensive end. Recorded 171 tackles (64 solos) and even though he made just 9.5 sacks, they proved to be big plays, totaling minus 68 yards.

Registered 19.5 stops for losses of 91 yards and two quarterback pressures. Gained nine yards on an interception and deflected three passes. Recovered four fumbles and caused two others. Earned first-team All-Big Ten Conference honors from the league's coaches, media panel and ESPN.com as a senior starting all 12 contests, finishing fourth on the team with a career-high 64 tackles (29 solo), ranking second on the squad with 4.5 sacks for minus 32 yards and tied for third with 8.5 stops for losses totaling 40 yards. The team co-captain also had one interception, one forced fumble and one fumble recovery.

PERSONAL: Attended Steelton-Highspire High School in Steelton, Pa. Earned all-Mid-Penn Conference and All-District accolades from 2006-2008. Helped team to 2007 and 2008 Pennsylvania Class A state championships and an undefeated senior campaign. Tallied 275 tackles, 19 sacks and five interceptions during career. Also gained 648 yards rushing with six TDs. Recreations, parks and tourism management major. Son of Sue and Larry Hill.

HILL'S NFL RECORD

Club	Tackles				Sacks		Interceptions								
	G/S	Tkl	So	Ast	QB	Yds	No	Yds	Avg	LG	TD	PD	FF	FR	Yds
2013 Seattle	4/0	7	4	3	1.5	8.5	0	0	0.0	0	0	0	0	0	0
2014 Seattle	13/0	19	15	4	5.5	34.0	1	8	8.0	8	0	4	0	3	0
2015 Seattle	10/1	24	12	12	0.0	0.0	0	0	0.0	0	0	1	0	1	0
NFL TOTALS	27/1	50	31	19	7.0	42.5	1	8	8.0	8	0	5	0	4	0

POSTSEASON

Club	Tackles				Sacks		Interceptions								
	G/S	Tkl	So	Ast	QB	Yds	No	Yds	Avg	LG	TD	PD	FF	FR	Yds
2015 Seattle	2/1	4	2	2	0.0	0.0	0	0	0	0	0	0	0	0	0
NFL TOTALS	2/1	4	2	2	0.0	0.0	0	0	0	0	0	0	0	0	0

HILL'S SINGLE-GAME HIGHS

Tackles: 6 at Green Bay (9/20/15)
Sacks: 2.0 vs. San Francisco (12/14/14)
Int.: 1 vs. St. Louis (12/28/14)

FF: None
FR: 1, 4 Times, Last at St. Louis (9/13/15)



30

STANLEY JEAN-BAPTISTE

CORNERBACK

Height 6-3
Weight 215
College Nebraska
Seasons NFL 3rd, Seahawks 2nd
Born April 12, 1990
Hometown Miami, Fla.

NFL TRANSACTIONS:

05/09/14: Drafted by New Orleans (2nd round, 58th)
 09/05/15: Waived by New Orleans
 09/07/15: Signed to Detroit PS
 12/15/15: Released from Detroit PS
 12/16/15: Signed to Seattle PS
 01/18/16: Signed future contract with Seattle

NFL CAREER HIGHLIGHTS:

- Played in four games for the Saints in 2014.

COLLEGE: Played in 36 games and recorded 74 tackles (50 solo), 1.0 sack, seven interceptions, 22 passes defensed and seven special teams tackles in his career. Began Nebraska career as a wide receiver after transferring from Fort Scott Community College.

PERSONAL: Played at Miami Central High for first three years before playing for Westlake Prep as a senior. Spent a post-graduate year at North Carolina Tech Preparatory Christian Academy in 2008. Majored in sociology.

JEAN-BAPTISTE'S SINGLE-GAME HIGHS


Tackles: None
Sacks: None
Int.: None
FF: None
FR: None

ADDITIONAL STATISTICS

Special Teams Tackles: 2014 (1); Career (1).

JEAN-BAPTISTE'S NFL RECORD

Club	Tackles				Sacks		Interceptions								
	G/S	Tkl	So	Ast	QB	Yds	No	Yds	Avg	LG	TD	PD	FF	FR	Yds
2014 New Orleans	4/0	0	0	0	0.0	0.0	0	0	0.0	0	0	0	0	0	0
2015 Det/Sea															
NFL TOTALS	4/0	0	0	0	0.0	0.0	0	0	0.0	0	0	0	0	0	0



15

JERMAINE KEARSE

WIDE RECEIVER

Height 6-1
 Weight 209
 College Washington
 Seasons NFL 5th, Seahawks 5th
 Born February 6, 1990
 Hometown Lakewood, Wash.

NFL TRANSACTIONS:

- 05/07/12: Signed with Seattle as an undrafted FA
- 09/01/12: Released by Seattle
- 09/03/12: Signed to Seattle PS
- 10/30/12: Signed to Seattle active roster
- 03/11/16: Re-signed with Seattle as UFA

NFL CAREER HIGHLIGHTS:

- Set career-highs in catches (49), yards (685) and touchdowns (5) in 2015.
- Started 14 of 15 games played in 2014 and had 38 catches, 537 yards and one touchdown. Started all three postseason games and set the franchise-record with a 63-yard touchdown vs. Carolina (1/10/15), caught the game-winning 35-yard touchdown pass in overtime vs. Green Bay (1/18/15) to send Seattle to Super Bowl XLIX and made one of the best catches in Super Bowl history on a 33-yard juggling catch late in the game. In the 2014 postseason, posted seven receptions for 209 yards (29.9 avg.) with a long of 63t and two touchdowns.
- Started five of 15 games played in 2013 and one of three postseason games. Posted 22 catches, 346 yards and four touchdowns. In

Super Bowl XLVIII, tallied four receptions for 65 yards and broke four tackles en route to a 23-yard touchdown in the 43-8 win over Denver.

COLLEGE: Appeared in 50 games in four years for the Huskies, starting 36. Finished his career ranked second in school history in receptions (180), receiving yards (2,871) and receiving TDs (29), and averaged 57.4 receiving yards per game.

PERSONAL: Attended Lakes High School, catching 54 passes for 903 yards and eight touchdowns as a senior in 2007, leading the team to a 10-1 record and to a record of 30-4 over his three seasons, which included three trips to the state tournament. Also named the league's defensive MVP his senior year with 89 tackles, six interceptions and two blocked kicks as a defensive back. A PrepStar and SuperPrep All-American who totaled 3,500 yards and 39 touchdowns during his high school career. Starred on the school's basketball team, averaging 15 points per game, leading the team to the state championship game and was a standout on the track team, participating in the triple jump and 4x100 relay.

KEARSE'S NFL RECORD

Year	Club	G/S	No	Yds	Avg	LG	TD
2012	Seattle	7/1	3	31	10.3	17	0
2013	Seattle	15/5	22	346	15.7	43t	4
2014	Seattle	15/14	38	537	14.1	60	1
2015	Seattle	16/16	49	685	14.0	50	5
NFL TOTALS		53/36	112	1,599	14.3	60	10

POSTSEASON

Year	Club	G/S	No	Yds	Avg	LG	TD
2012	Seattle	2/0	0	0	0.0	0	0
2013	Seattle	3/1	7	134	19.1	35t	2
2014	Seattle	3/3	7	209	29.9	63t	2
2015	Seattle	2/2	14	128	9.1	17	2
NFL TOTALS		10/6	28	479	17.1	63t	6

KEARSE'S SINGLE-GAME HIGHS

Most Rec.: 8, at St. Louis (9/13/15)
Most TDs: 2 vs. Pittsburgh (11/29/15)

Most Yards: 110 vs. Cleveland (12/20/15)
Longest Reception: 60, vs. N.Y. Giants (11/9/14)

ADDITIONAL STATS

Rushing: 2014 (2 attempts for 15 yards, long of 11); **Career** (2 attempts for 15 yards, long of 11).
Special Teams Tackles: 2012 (3), 2013 (5, blocked punt), 2014 (2, FF), 2015 (3); **Career** (13, FF, blocked punt).

Kickoff Returns: 2013 (13 returns for 283 yards, 21.8 avg., long of 40)

Postseason Special Teams Tackles: 2012 (1); **Career** (1).

GAME-BY-GAME RECEIVING

2012	Opponent	No	Yds	Avg	LG	TD	2013	Opponent	No	Yds	Avg	LG	TD	
Games 1-8		Practice Squad						9/8	at Carolina	2	49	24.5	43t	1
11/4	Min	1	6	6.0	6	0	9/15	San Francisco	0	0	0.0	0	0	
11/11	NYJ	0	0	0.0	0	0	9/22	Jacksonville	1	17	17.0	17	0	
11/25	at Mia	1	8	8.0	8	0	9/29	at Houston	0	0	0.0	0	0	
12/2	at Chi	Inactive						10/6	at Indianapolis	1	28	28.0	28t	1
12/9	Ari	0	0	0.0	0	0	10/13	Tennessee	3	17	5.7	11	0	
12/16	at Buf	0	0	0.0	0	0	10/17	at Arizona	1	17	17.0	17	0	
12/23	SF	1	17	17.0	17	0	10/28	at St. Louis	0	0	0.0	0	0	
12/30	Ari	0	0	0.0	0	0	11/3	Tampa Bay	2	43	21.5	27	1	
TOTALS (7/1)		3	31	10.3	17	0	11/10	at Atlanta	3	75	25.0	43t	1	
1/6	at Was	0	0	0.0	0	0	11/17	Minnesota	0	0	0.0	0	0	
1/13	at Atl	0	0	0.0	0	0	12/2	New Orleans	2	26	13.0	19	0	
PLAYOFFS (2/0)		0	0	0	0	0	12/8	at San Francisco	2	15	7.5	9	0	
							12/15	at N.Y. Giants	2	21	10.5	13	0	
							12/22	Arizona	3	38	12.7	18	0	
							12/29	St. Louis	Did Not Play (ankle)					
TOTALS (15/5)		22	346	15.7	43t	4	1/11	New Orleans	1	25	25.0	25	0	
							1/19	San Francisco	2	44	22.0	35t	1	
							2/2	Denver	4	65	16.3	24	1	
PLAYOFFS (3/1)		7	134	19.1	35t	2								
2014	Opponent	No	Yds	Avg	LG	TD	2015	Opponent	No	Yds	Avg	LG	TD	
9/04	Green Bay	1	8	8.0	8	0	9/13	at St. Louis	8	76	9.5	23	0	
9/14	at San Diego	4	61	15.3	30	0	9/20	at Green Bay	0	0	0.0	0	0	
9/21	Denver	2	22	11.0	12	0	9/27	Chicago	6	76	12.7	22	0	
10/06	at Washington	1	15	15.0	15t	1	10/5	Detroit	2	84	42.0	50	0	
10/12	Dallas	3	62	20.7	53	0	10/11	at Cincinnati	2	38	19.0	30t	1	
10/19	at St. Louis	3	50	16.7	29	0	10/18	Carolina	0	0	0.0	0	0	
10/26	at Carolina	2	15	7.5	12	0	10/22	at San Francisco	3	64	21.3	36	0	
11/02	Oakland	1	4	4.0	4	0	11/1	at Dallas	0	0	0.0	0	0	
11/09	N.Y. Giants	3	70	23.3	60	0	11/15	Arizona	1	10	10.0	10	0	
11/16	at Kansas City	5	54	10.8	24	0	11/22	San Francisco	3	34	11.3	18	0	
11/23	Arizona	1	19	19.0	19	0	11/29	Pittsburgh	4	47	11.8	22	2	
11/27	at San Francisco	3	34	11.3	17	0	12/6	at Minnesota	0	0	0.0	0	0	
12/07	at Philadelphia	3	37	12.3	20	0	12/13	at Baltimore	7	74	10.6	20	0	
12/14	San Francisco	5	78	15.6	47	0	12/20	Cleveland	7	110	15.7	39	0	
12/21	at Arizona	1	8	8.0	8	0	12/27	St. Louis	3	38	12.7	18t	1	
12/28	St. Louis	Inactive (hamstring)						1/3	at Arizona	3	34	11.3	24t	1
TOTALS (15/14)		38	537	14.1	60	1	TOTALS (16/16)		49	685	14.0	50	5	
1/10	Carolina	3	129	43.0	63t	1	1/10	at Minnesota	3	18	6.0	8	0	
1/18	Green Bay	1	35	35.0	35t	1	1/17	at Carolina	11	110	10.0	17	2	
2/1	New England	3	45	15.0	33	0	PLAYOFF TOTALS (2/2)		14	128	9.1	17	2	
PLAYOFFS (3/3)		7	209	29.9	63t	2								



20

JEREMY LANE

CORNERBACK

Height 6-0
Weight 190
College Northwestern St. (La.)
Seasons NFL 5th, Seahawks 5th
Born July 14, 1990
Hometown Tyler, Texas

NFL TRANSACTIONS:

04/28/12: Drafted by Seattle (6th round, 172nd)
 09/08/14: Placed on IR/designated to return (groin)
 11/08/14: Activated from IR
 08/31/15: Placed on PUP (arm/knee)
 11/28/15: Activated from PUP

NFL CAREER HIGHLIGHTS:

- Missed the first 10 games on the 2015 season on the physically unable to perform list (knee).
- Came off the IR/designated to return list after Week 1 to play in seven games with one start in 2014. Played in all three postseason games and recorded one interception in Super Bowl XLIX but was injured (wrist/knee) on the return and did not return to the game.
- Saw time in 15 games in 2013, with extended time at corner over the final four games of the season in the nickel package. Recorded a career-high 12 tackles (nine solo). Led the team with 13 special teams tackles (nine solo).

Played in all three postseason games and had one tackle and three special teams tackles.

- Played in 13 games in 2012, starting the final three at right corner, and posted 10 tackles (five solo) on the season. Added five special teams tackles (three solo) in the regular season and two special teams tackles (one solo) in the postseason.

COLLEGE: Played in 43 games with 14 starts, totaling 137 tackles (57 solo), 24 pass breakups, four interceptions and three fumble recoveries. Started at cornerback (10 games, missed 1 with an injury) and had 42 tackle (29 solo), 1.0 sack, two interceptions, three pass breakups, two fumble recoveries and one fumble forced during his senior year.

PERSONAL: As a senior, earned first team all-district honors as a defensive back at Tyler High School. Also competed on school's track team in the 400 meters, 200 meters, long jump and on the 4x100 relay team. Majored in criminal justice.

LANE'S NFL RECORD

Club	Tackles				Sacks		Interceptions									
	G/S	Tkl	So	Ast	QB	Yds	No	Yds	Avg	LG	TD	PD	FF	FR	Yds	
2012 Seattle	13/3	10	5	5	0.0	0.0	0	0	0.0	0	0	0	0	0	0	0
2013 Seattle	15/0	12	9	3	0.0	0.0	0	0	0.0	0	0	4	0	0	0	0
2014 Seattle	7/1	12	8	4	0.0	0.0	0	0	0.0	0	0	3	1	0	0	0
2015 Seattle	6/2	11	10	1	0.0	0.0	2	60	30.0	54	0	6	0	0	0	0
NFL TOTALS	41/6	45	32	13	0.0	0.0	2	60	30.0	54	0	13	1	0	0	0

POSTSEASON

Club	Tackles				Sacks		Interceptions									
	G/S	Tkl	So	Ast	QB	Yds	No	Yds	Avg	LG	TD	PD	FF	FR	Yds	
2012 Seattle	2/0															
2013 Seattle	3/0	1	1	0	0.0	0.0	0	0	0.0	0	0	0	0	0	0	0
2014 Seattle	3/0	7	5	2	0.0	0.0	1	14	14.0	14	0	1	0	0	0	0
2015 Seattle	2/1	4	2	2	0.0	0.0	0	0	0.0	0	0	1	0	0	0	0
NFL TOTALS	10/1	12	8	4	0.0	0.0	1	14	14.0	14	0	2	0	0	0	0

LANE'S SINGLE-GAME HIGHS

Tackles: 5 at N.Y. Giants (12/15/13)

FF: 1 vs. Arizona (11/23/14)

Sacks: None

FR: None

Int.: 1, 2 Times, Last at Arizona (1/3/16)

ADDITIONAL STATS

Special Teams Tackles: 2012 (5), 2013 (13), 2014 (1), 2015 (1); Career: (20).

Postseason Special Teams Tackles: 2012 (2), 2013 (3), 2014 (3), 2015 (0); Career: (8).



65

PATRICK LEWIS

CENTER

Height	6-1
Weight	305
College	Texas A&M
Seasons	NFL 4th, Seahawks 3rd
Born	January 30, 1991
Hometown	Reserve, La.

NFL TRANSACTIONS:

05/10/13: Signed with Green Bay as undrafted FA
 08/31/13: Released by Green Bay
 09/01/13: Signed by Cleveland
 11/26/13: Released by Cleveland
 11/29/13: Signed to Cleveland PS
 12/17/13: Signed by Jacksonville
 08/25/14: Released by Jacksonville
 08/27/14: Signed by Seattle
 08/30/14: Released by Seattle
 09/01/14: Signed to Cleveland PS
 10/08/14: Signed by Seattle from Cleveland PS

NFL CAREER HIGHLIGHTS:

- Took over starting duties from Drew Nowak mid-way through the 2015 season.
- Played in six games with four starts in 2014, mainly late in the season due to injuries to Max Unger and Stephen Schilling. Helped Seattle to a franchise-record 596 yards at Arizona (11/23/14).

COLLEGE: Four-year letterman who appeared in 51 games and finished career with 48 consecutive starts. Moved from guard to center following sophomore season. Earned honorable mention All-Big 12 honors in his first season at center.

PERSONAL: First-Team All-State offensive lineman for East St. John (La.) High School (5A-Louisiana Sports Writers Association) and rated the No. 4 center in the country by Rivals.com. Was rated the No. 2 strongest offensive lineman in the class of 2009 by Rivals.com and named a Louisiana Top 40 recruit by SuperPrep. University studies major with emphasis in agriculture and life sciences.



LEWIS' NFL RECORD

Year	Team	GP/GS	Postseason
2013	Cle/Jac	0/0	-
2014	Seattle	6/4	1/0
2015	Seattle	9/9	2/2
NFL TOTALS		15/13	3/2



16

TYLER LOCKETT

WIDE RECEIVER

Height	5-10
Weight	182
College	Penn State
Seasons	NFL 2nd, Seahawks 2nd
Born	September 28, 1992
Hometown	Tulsa, Okla.

**ALL PRO:**

2015 (1st Team, Return Specialist)

NFL TRANSACTIONS:

05/01/15: Drafted by Seattle (3rd round, 69th)

NFL CAREER HIGHLIGHTS:

- Became the second player in NFL history (Hall of Famer Gale Sayers) with at least five receiving touchdowns, a kickoff return TD and a punt return TD in a single-season.
- His 51 receptions were the fifth-most single-season receptions by a rookie in franchise history.
- His 1,915 combined yards gained were the fourth-most combined yards gained in a single-season in franchise history and the franchise rookie-record, and his 139 punt return

yards are the most punt return yards in a single-game in franchise history (at Arizona, 1/3/16).

COLLEGE: One of the top wide receivers and all-purpose players in school history who is Kansas State's first four-year All-American. One of just three players in school history to earn all-conference honors all four years. Set 17 school records, including career marks for receptions (249), receiving yards (3,710), receiving touchdowns (29), 100-yard receiving games (17), kickoff-return attempts (77) and kickoff-return yards (2,196). Topped his father, Kevin, for the school's career receptions, yards and touchdowns records.

PERSONAL: Prepped at Booker T. Washington High. Caught 42 passes for 765 yards and 13 touchdowns his senior season. Also had 54 tackles and six interceptions on defense. Led the Hornets to a 13-1 record and a win in the 5A state title game. Son of Kevin Lockett and Nicole Edwards. Father played seven seasons in the NFL with Kansas City, Washington and N.Y. Jets. Majored in business management.

GAME-BY-GAME RECEIVING

2015	Opponent	No	Yds	Avg	LG	TD
9/13	at St. Louis	4	34	8.5	12	0
9/20	at Green Bay	2	17	8.5	17	0
9/27	Chicago	0	0	0.0	0	0
10/5	Detroit	4	58	14.5	23	0
10/11	at Cincinnati	2	29	14.5	22	0
10/18	Carolina	0	0	0.0	0	0
10/22	at San Francisco	5	79	15.8	43t	1
11/1	at Dallas	3	36	12.0	16	0
11/15	Arizona	1	7	7.0	7	0
11/22	San Francisco	4	48	12.0	24t	2
11/29	Pittsburgh	3	38	12.7	16	0
12/6	at Minnesota	7	90	12.9	29	0
12/13	at Baltimore	6	104	17.3	49t	2
12/20	Cleveland	5	55	11.0	27t	1
12/27	St. Louis	3	33	11.0	16	0
1/3	at Arizona	2	36	18.0	36	0
TOTALS (16/8)		51	664	13.0	49t	6
1/10	at Minnesota	1	35	35.0	35	0
1/17	at Carolina	3	75	25.0	33t	1
PLAYOFF TOTALS (2/0)		4	110	27.5	35	1



LOCKETT'S NFL RECORD

Year	Club	G/S	No	Yds	Avg	LG	TD
2015	Seattle	16/8	51	664	13.0	49t	6
NFL TOTALS		16/8	51	664	13.0	49t	6

-----Kickoff Returns-----								-----Punt Returns-----				
Year	Club	G/S	No	Yds	Avg	LG	TD	No	Yds	Avg	LG	TD
2015	Seattle	16/8	33	852	25.8	105t	1	40	379	9.5	66	1
NFL TOTALS		16/8	33	852	25.8	105t	1	40	379	9.5	66	1

POSTSEASON

Year	Club	G/S	No	Yds	Avg	LG	TD
2015	Seattle	2/0	4	110	27.5	35	1
NFL TOTALS		2/0	4	110	27.5	35	1

-----Kickoff Returns-----								-----Punt Returns-----				
Year	Club	G/S	No	Yds	Avg	LG	TD	No	Yds	Avg	LG	TD
2015	Seattle	2/0	4	104	26.0	50	0	4	18	4.5	8	0
NFL TOTALS		2/0	4	104	26.0	50	0	4	18	4.5	8	0

LOCKETT'S SINGLE-GAME HIGHS

Most Rec.: 7 at Minnesota (12/6/15)

Most Yards: 104 at Baltimore (12/13/15)

Most TDs: 2, 2 Times, Last at Baltimore (12/13/15)

Longest Rec.: 49t at Baltimore (12/13/15)

ADDITIONAL STATS

Rushing: 2015 (Rushed five times for 20 yards with a long of 8.)



33

KELCIE McCRAY

SAFETY

Height
Weight
College
Seasons
Born
Hometown

6-2
202
Arkansas State
NFL 5th, Seahawks 2nd
September 21, 1988
Columbus, Ga.

NFL TRANSACTIONS:

05/04/12: Signed with Miami as an undrafted FA
08/27/12: Placed on IR
10/01/13: Released by Miami
10/02/13: Signed by Tampa Bay
08/21/14: Traded by Tampa Bay to Kansas City
09/05/15: Traded by Kansas City to Seattle

NFL CAREER HIGHLIGHTS:

- Started last three games of 2015 in place of

Kam Chancellor (pelvis).

COLLEGE: Four-year letterman (2008-11) at Arkansas State played in 49 career games with 37 starts. Recorded 220 tackles (126 solo), nine tackles for loss, 10 interceptions returned for 121 yards, one fumble recovery, two forced fumbles and 12 passes defended.

PERSONAL: Attended Hardaway High School in Columbus, Ga., where he was a three-year letterman at quarterback.

McCRAY'S NFL RECORD

Club	Tackles				Sacks		Interceptions										
	G/S	Tkl	So	Ast	QB	Yds	No	Yds	Avg	LG	TD	PD	FF	FR	Yds		
2012 Miami							Injured Reserve										
2013 Miami	4/0	0	0	0	0.0	0.0	0	0	0.0	0	0	0	0	0	0		
Tampa Bay	11/0	7	3	4	0.0	0.0	0	0	0.0	0	0	1	0	1	0		
2014 Kansas City	16/0	3	2	1	0.0	0.0	0	0	0.0	0	0	0	0	0	0		
2015 Seattle	16/3	25	16	9	0.0	0.0	0	0	0.0	0	0	2	0	0	0		
NFL TOTALS	47/3	35	21	14	0.0	0.0	0	0	0.0	0	0	3	0	1	0		

POSTSEASON

Club	Tackles				Sacks		Interceptions								
	G/S	Tkl	So	Ast	QB	Yds	No	Yds	Avg	LG	TD	PD	FF	FR	Yds
2015 Seattle	2/1	0	0	0	0.0	0.0	0	0	0.0	0	0	0	0	0	0
NFL TOTALS	2/1	0	0	0	0.0	0.0	0	0	0.0	0	0	0	0	0	0

McCRAY'S SINGLE-GAME HIGHS

Tackles: 10 vs. St. Louis (12/27/15)

FF: None

Sacks: None

FR: 1 at Detroit (11/24/13)

Int.: None

ADDITIONAL STATS

Special Teams Tackles: 2013 (5); 2014 (8); 2015 (12); Career: (25).

Postseason: 2015 (1); Career: (1).



91

CASSIUS MARSH

DEFENSIVE END/LINEBACKER

Height 6-4
Weight 245
College UCLA
Seasons NFL 3rd, Seahawks 3rd
Born July 7, 1992
Hometown Simi Valley, Calif.

NFL TRANSACTIONS:

05/10/14 Drafted by Seattle (4th round, 108th)

10/18/14 Placed on injured reserve (foot)

NFL CAREER HIGHLIGHTS:

- Played five games before landing on injured reserve (foot) in 2014. Tallied five tackles (one solo).

COLLEGE: Started 38 of 50 games at UCLA – his first four at weak-side defensive tackle, followed by eight starts at strong-side tackle as a sophomore and then 26 games at right end to close out his career. Recorded 155 tackles (97 solos) with 16 sacks for minus-111 yards and 25.5 stops for losses of 135 yards. Posted three quarterback pressures, recovering five fumbles and causing two others. Blocked three kicks and caught two touchdown passes for a total of six yards.

PERSONAL: Attended Oaks Christian (Westlake Village, Calif.) High School. As a junior, earned first-team All-State Underclass honors in 2008 and was an all-CIF pick after finishing with 55 tackles (33 solos), 16 sacks and two fumbles caused. As a senior, recorded 83 tackles, including 23 sacks, as a defensive tackle. Concluded his prep career by playing in the U.S. Army All-America Game. Son of Holly Ann LeBlanc and Curtis Marsh, Sr. Father was a wide receiver in the NFL for three seasons, playing for the Jacksonville Jaguars and Pittsburgh Steelers before concluding his career playing for the Saskatchewan Roughriders. Older brother, Curtis Marsh, Jr., played cornerback for the Philadelphia Eagles and Cincinnati Bengals from 2011-13. Graduated with a degree in Communications Studies.

MARSH'S NFL RECORD

Club	Tackles				Sacks		Interceptions								
	G/S	Tkl	So	Ast	QB	Yds	No	Yds	Avg	LG	TD	PD	FF	FR	Yds
2014 Seattle	5/0	5	1	4	0.0	0.0	0	0	0.0	0	0	0	0	0	0
2015 Seattle	16/0	18	12	6	0.0	0.0	0	0	0.0	0	0	0	0	0	0
NFL TOTALS	21/0	23	13	10	0.0	0.0	0	0	0.0	0	0	0	0	0	0

POSTSEASON

Club	Tackles				Sacks		Interceptions								
	G/S	Tkl	So	Ast	QB	Yds	No	Yds	Avg	LG	TD	PD	FF	FR	Yds
2015 Seattle	2/0	1	0	1	0.0	0.0	0	0	0.0	0	0	0	0	0	0
NFL TOTALS	2/0	1	0	1	0.0	0.0	0	0	0.0	0	0	0	0	0	0

MARSH'S SINGLE-GAME HIGHS

Tackles: 4 vs. Denver (9/21/14)

FF: None


Sacks: None

FR: None

Int.: None

ADDITIONAL STATS

Special Teams Tackles: 2015 (10); Career: (10). Postseason: 2015 (1); Career: (1).



32

CHRISTINE MICHAEL
RUNNING BACK

Height	5-10
Weight	221
College	Texas A&M
Seasons	NFL 4th, Seahawks 4th
Born	November 9, 1990
Hometown	Beaumont, Texas
Pronunciation	KRIS-tin

NFL TRANSACTIONS:

- 04/26/13: Drafted by Seattle (2nd round, 62nd)
- 09/06/15: Traded to Dallas for a 2016 conditional draft choice
- 11/17/15: Released by Dallas
- 11/19/15: Signed to Washington PS
- 12/15/15: Released from Washington PS
- 12/16/15: Signed by Seattle

NFL CAREER HIGHLIGHTS:

- Set career-highs in carries (17) and yards (102) at Arizona (1/3/16) in 2015.
- Played in 10 games in 2014, rushing 34 times for 175 yards, including 71 yards vs. the N.Y. Giants (11/9/14) as part of a franchise-record 350 rushing yards on the day. Dressed, but did not play, for all three postseason games.

COLLEGE: Made 18 starts in 40 games at Texas A&M, carrying 529 times for 2,791 yards (5.28 avg). His 34 rushing touchdowns tied for fifth place in school history. Also caught 44 passes for 323 yards (7.34 avg) and one touchdown. Returned 10 kickoffs for 217 yards. Posted nine 100-yard rushing games during his career and scored multiple rushing touchdowns in eight games.

PERSONAL: Attended West Brook High School in Beaumont, Texas and was a three-time All-District selection and two-time District 21-5A MVP. Ran 501 times for 3,925 yards and 74 TDs during his three years. Was an agricultural leadership and development major at Texas A&M. Son of Mary Gilder and Andrew Michael.

MICHAEL'S NFL RECORD

Club	G/S	Rushing					Receiving				
		Att	Yds	Avg	LG	TD	No	Yds	Avg	LG	TD
2013 Seattle	4/0	18	79	4.3	13	0	0	0	0.0	0	0
2014 Seattle	10/0	34	175	5.1	45	0	1	12	12.0	12	0
2015 Dallas	5/0	15	51	3.4	13	0	1	2	2.0	2	0
Seattle	3/2	39	192	4.9	45	0	2	14	7.0	11	0
NFL TOTALS	22/2	106	497	4.7	45	0	4	28	7.0	12	0

POSTSEASON

Club	G/S	Rushing					Receiving				
		Att	Yds	Avg	LG	TD	No	Yds	Avg	LG	TD
2013 Seattle					Inactive						
2014 Seattle	0/0	0	0	0.0	0	0	0	0	0.0	0	0
2015 Seattle	2/1	21	70	3.3	13	0	1	14	14.0	14	0
NFL TOTALS	2/1	21	70	3.3	13	0	1	14	14.0	14	0

MICHAEL'S GAME-BY-GAME

2013	Opponent	-----Rushing-----					-----Receiving-----					Total
		Att	Yds	Avg	LG	TD	Rec	Yds	Avg	LG	TD	
9/8	at Carolina	Did Not Play										
9/15	San Francisco	Inactive										
9/22	Jacksonville	9	37	4.1	11	0	0	0	0.0	0	0	0
9/29	at Houston	Did Not Play										
10/6	at Indianapolis	Special Teams Only										
10/13	Tennessee	Did Not Play										
10/17	at Arizona	Did Not Play										
10/28	at St. Louis	Did Not Play										
11/3	Tampa Bay	Inactive										
11/10	at Atlanta	8	33	4.1	13	0	0	0	0.0	0	0	0
11/17	Minnesota	1	9	9.0	9	0	0	0	0.0	0	0	0
12/2	New Orleans	Inactive										
12/8	at San Francisco	Inactive										
12/15	at NY Giants	Inactive										
12/22	Arizona	Did Not Play										
12/29	St. Louis	Inactive										
TOTALS (4/0)		18	79	4.4	13	0	0	0	0.0	0	0	0
1/11	New Orleans	Inactive										
1/19	San Francisco	Inactive										
2/2	Denver	Inactive										
PLAYOFFS (0/0)		0	0	0.0	0	0	0	0	0.0	0	0	0
2014	Opponent	-----Rushing-----					-----Receiving-----					Total
		Att	Yds	Avg	LG	TD	Rec	Yds	Avg	LG	TD	
Games 1-3		Inactive (hamstring)										
Games 4-5		Inactive										
10/19	at St. Louis	2	5	2.5	3	0	0	0	0.0	0	0	5
10/26	at Carolina	4	12	3.0	6	0	0	0	0.0	0	0	12
11/02	Oakland	4	16	4.0	8	0	0	0	0.0	0	0	16
11/09	NY Giants	4	71	17.8	45	0	0	0	0.0	0	0	71
11/16	at Kansas City	1	-2	-2.0	-2	0	0	0	0.0	0	0	-2
11/23	Arizona	Did Not Play										
11/27	at San Francisco	3	10	3.3	8	0	1	12	12.0	12	0	22
12/07	at Philadelphia	6	32	5.3	11	0	0	0	0.0	0	0	32
12/14	San Francisco	1	1	1.0	1	0	0	0	0.0	0	0	1
12/21	at Arizona	8	28	3.5	15	0	0	0	0.0	0	0	28
12/28	St. Louis	1	2	2.0	2	0	0	0	0.0	0	0	2
TOTALS (10/0)		34	175	5.1	45	0	1	12	12.0	12	0	187
1/10	Carolina	Did Not Play										
1/18	Green Bay	Did Not Play										
2/1	New England	Did Not Play										
PLAYOFFS (0/0)		0	0	0.0	0	0	0	0	0.0	0	0	0

2015	Opponent	Rushing					Receiving					Total
		Att	Yds	Avg	LG	TD	Rec	Yds	Avg	LG	TD	
<i>With Dallas</i>												
10/4	at New Orleans	1	-1	-1.0	-1	0	0	0	0.0	0	0	-1
10/11	New England	1	6	6.0	6	0	0	0	0.0	0	6	
10/25	at N.Y. Giants	5	18	3.6	13	0	1	2	2.0	2	20	
11/1	Seattle	5	20	4.0	9	0	0	0	0.0	0	20	
11/15	at Tampa Bay	3	8	2.7	4	0	0	0	0.0	0	8	
<i>With Seattle</i>												
12/20	Cleveland	16	84	5.3	10	0	0	0	0.0	0	84	
12/27	St. Louis	6	6	1.0	5	0	2	14	7.0	11	20	
1/3	at Arizona	17	102	6.0	45	0	0	0	0.0	0	102	
TOTALS (8/2)		54	243	4.5	45	0	3	16	5.3	11	0	259
1/10	at Minnesota	21	70	3.3	13	0	1	14	14.0	14	0	84
1/17	at Carolina	0	0	0.0	0	0	0	0	0.0	0	0	0
PLAYOFF TOTALS (2/1)		21	70	3.3	13	0	1	14	14.0	14	0	84

MICHAEL'S SINGLE-GAME HIGHS

Rushing

Rush Attempts: 17 at Arizona (1/3/16)

Rush Yards: 102 at Arizona (1/3/16)

Longest Rush: 45, 2 Times, Last at Arizona (1/3/16)

Most Rush TDs: None

Receiving

Most Rec.: 2 vs. St. Louis (12/27/15)

Most Rec. Yards: 14 vs. St. Louis (12/27/15)

Longest Reception: 12 at San Francisco (11/27/14)

Most Rec. TDs: None



57

MIKE MORGAN LINEBACKER

Height 6-3
Weight 235
College Southern California
Seasons NFL 6th, Seahawks 6th
Born January 16, 1988
Hometown Dallas, Texas

NFL TRANSACTIONS:

07/28/11: Signed with Seattle as undrafted FA

09/03/11: Released by Seattle

10/11/11: Signed to Seattle PS

12/01/11: Signed to Seattle active roster

03/24/16: Re-signed with Seattle

NFL CAREER HIGHLIGHTS:

- Started two games in 2015 and posted his first-career sack.
- In 2014, scored his first-career touchdown returning a Doug Baldwin blocked punt 25 yards vs. Dallas (10/12/14). Added six special teams tackles.

- Played in all 16 games and appeared in 11 games at linebacker in a reserve role in 2013. Tallied five tackles on defense (three solo) and six special teams tackles. Played in all three postseason games.

- Played in all 16 games with first-career start in place of K.J. Wright (concussion) vs. the N.Y. Jets (11/11/12). Tallied a career-high six tackles (two solo) in that Jets game. Also contributed seven special teams tackles (five solo).

- Saw action in the final five games of 2011, mostly on special teams and limited action at linebacker at Chicago (12/18).

MORGAN'S SINGLE-GAME HIGHS

Tackles: 6 vs. N.Y. Jets (11/11/12)

Sacks: 1.0 vs. Carolina (10/18/15)

Int.: None

FF: None

FR: None

ADDITIONAL STATS

Special Teams Tackles: 2012 (7); 2013 (6), 2015 (6); **Career:** (19).

Postseason Special Teams Tackles: 2012 (1), 2015 (1); **Career:** (2).

COLLEGE: A four-year contributor for the Trojans, playing in 50 games while collecting 139 tackles (73 solo) and 5.5 sacks. Racked up a team-high 13 tackles for loss in 2009 (with 4.0 sacks).

PERSONAL: Named the 2005 Parade All-American, Prep Star Dream Team, ESPN 150,


Prep Star All-American, EA Sports All-American third team, Super Prep All-Southwest, Prep All-Midlands and All-State honorable mention squads as a senior linebacker at Skyline High in Dallas, Texas. Also sprinted for Skyline's track team. Received bachelor's degree in public policy, management and planning.

MORGAN'S NFL RECORD

Club	G/S	Tackles			Sacks		Interceptions									
		Tkl	So	Ast	QB	Yds	No	Yds	Avg	LG	TD	PD	FF	FR	Yds	
2011 Seattle	5/0	0	0	0	0.0	0.0	0	0	0.0	0	0	0	0	0	0	0
2012 Seattle	16/1	12	6	6	0.0	0.0	0	0	0.0	0	0	0	0	0	0	0
2013 Seattle	16/0	5	3	2	0.0	0.0	0	0	0.0	0	0	0	0	0	0	0
2014 Seattle	16/0	4	4	0	0.0	0.0	0	0	0.0	0	0	0	0	0	0	0
2015 Seattle	14/2	11	7	4	1.0	4.0	0	0	0.0	0	0	0	0	0	0	0
NFL TOTALS	67/3	32	20	12	1.0	4.0	0	0	0.0	0	0	0	0	0	0	0

POSTSEASON

Club	G/S	Tackles			Sacks		Interceptions									
		Tkl	So	Ast	QB	Yds	No	Yds	Avg	LG	TD	PD	FF	FR	Yds	
2012 Seattle	2/0	0	0	0	0.0	0.0	0	0	0.0	0	0	0	0	0	0	0
2013 Seattle	3/0	0	0	0	0.0	0.0	0	0	0.0	0	0	0	0	0	0	0
2014 Seattle	3/0	0	0	0	0.0	0.0	0	0	0.0	0	0	0	0	0	0	0
2015 Seattle	2/0	0	0	0	0.0	0.0	0	0	0.0	0	0	0	0	0	0	0
NFL TOTALS	10/0	0	0	0	0.0	0.0	0	0	0.0	0	0	0	0	0	0	0



58

KEVIN PIERRE-LOUIS LINEBACKER

Height 6-0
Weight 230
College Boston College
Seasons NFL 3rd, Seahawks 3rd
Born October 7, 1991
Hometown Norwalk, Conn.

NFL TRANSACTIONS:

05/10/14: Drafted by Seattle (4th round, 132nd)
 11/28/14: Placed on IR (shoulder)

NFL CAREER HIGHLIGHTS:

- Started one of 14 games played in 2015 and posted a career-high 11 tackles (three solo) vs. Carolina (10/18/15).
- Rookie season was cut short (shoulder) after seven games played with 10 tackles on defense and three special teams tackles.

COLLEGE: Started all 44 games played at Boston College, lining up at weakside linebacker for his first 31 contests before concluding his career with 13 starts on the strongside. Tied for eighth in school history with 360 tackles (214 solo). Had eight sacks for minus 66 yards and 23.0 stops for losses of 103 yards. Deflected 11 passes and

intercepted another, as he recovered two fumbles and caused another.

PERSONAL: Attended King Low Heywood Thomas High School. The two-time New England Prep School Athletic Conference Class C All-Star lined up at middle linebacker and full-back, and was the 2009-10 Gatorade Connecticut

PIERRE-LOUIS' SINGLE-GAME HIGHS

Tackles: 11 vs. Carolina (10/18/15)
FF: None
Sacks: None
FR: None
Int.: None

ADDITIONAL STATS

Special Teams Tackles: 2015 (6); **Career:** (6).
Postseason Special Teams Tackles: 2015 (1);
Career: (1).

Football Player of the Year. Two-time team captain led the Vikings to consecutive Fairchester Athletic Association titles (2008 and 2009). Finished career with 460 tackles and 10.5 sacks.


Also played basketball and lacrosse. Oldest of Windzer Pierre-Louis's five children. Majored in Business Administration.

PIERRE-LOUIS' NFL RECORD

Club	G/S	Tackles				Sacks		Interceptions				LG	TD	PD	FF	FR	Yds
		Tkl	So	Ast	QB	Yds	No	Yds	Avg								
2014 Seattle	7/0	10	7	3	0.0	0.0	0	0	0.0	0	0	0	0	0	0	0	0
2015 Seattle	14/1	12	3	9	0.0	0.0	0	0	0.0	0	0	1	0	0	0	0	
NFL TOTALS	21/1	22	10	12	0.0	0.0	0	0	0.0	0	0	1	0	0	0	0	

POSTSEASON

Club	G/S	Tackles				Sacks		Interceptions				LG	TD	PD	FF	FR	Yds
		Tkl	So	Ast	QB	Yds	No	Yds	Avg								
2015 Seattle	1/0	0	0	0	0.0	0.0	0	0	0.0	0	0	0	0	0	0	0	0
NFL TOTALS	1/0	0	0	0	0.0	0.0	0	0	0.0	0	0	0	0	0	0	0	



47

ERIC PINKINS

LINEBACKER

Height 6-3
Weight 230
College San Diego State
Seasons NFL 3rd, Seahawks 3rd
Born August 7, 1991
Hometown Sacramento, Calif.

NFL TRANSACTIONS:

05/10/14: Drafted by Seattle (6th round, 208th)
 08/26/14: Placed on non-football injury list (foot)
 09/05/15: Released by Seattle
 09/07/15: Signed to Seattle PS
 09/22/15: Released by Seattle
 10/15/15: Signed to Seattle PS
 11/21/15: Signed to Seattle active roster

NFL CAREER HIGHLIGHTS:

- Switched to linebacker during workouts prior to the 2015 season.

COLLEGE: Played in 46 games with 24 starts at San Diego State. Recorded 172 tackles, 15.5 tack-

les for loss, 3.0 sacks and three interceptions.

PERSONAL: Attended Inderkum High School and was a 2008 All-Metro second-team by the Sacramento Chapter of the National Football Foundation. Also competed on the track & field team. Majored in communications.

PINKINS' SINGLE-GAME HIGHS

Tackles: None **FF:** None
Sacks: None **FR:** None
Int.: None

ADDITIONAL STATS


Special Teams Tackles: 2015 (2); **Career:** (2).

PINKINS' NFL RECORD

Club	G/S	Tackles				Sacks		Interceptions				LG	TD	PD	FF	FR	Yds
		Tkl	So	Ast	QB	Yds	No	Yds	Avg								
2014 Seattle																	
2015 Seattle	6/0	0	0	0	0.0	0.0	0	0	0.0	0	0	0	0	0	0	0	0
NFL TOTALS	6/0	0	0	0	0.0	0.0	0	0	0.0	0	0	0	0	0	0	0	

POSTSEASON

Club	G/S	Tackles				Sacks		Interceptions				LG	TD	PD	FF	FR	Yds
		Tkl	So	Ast	QB	Yds	No	Yds	Avg								
2015 Seattle	1/0	0	0	0	0.0	0.0	0	0	0.0	0	0	0	0	0	0	0	0
NFL TOTALS	1/0	0	0	0	0.0	0.0	0	0	0.0	0	0	0	0	0	0	0	



69

TERRY POOLE

TACKLE

Height	6-5
Weight	300
College	San Diego State
Seasons	NFL 2nd, Seahawks 2nd
Born	February 27, 1992
Hometown	Monterey, Calif.

NFL TRANSACTIONS:


05/02/15: Drafted by Seattle (4th round, 130th)
 09/05/15: Released by Seattle
 09/07/15: Signed to Seattle PS
 11/24/15: Placed on PS/IR

NFL CAREER HIGHLIGHTS:

- Spent his rookie season on practice squad/injured reserve list.

COLLEGE: Started all 25 games he appeared in during his Division I career (2013-14). Made the move to the blind side at left tackle in 2014 and started all 13 games after starting all 12 games he appeared in 2013 at right tackle. Played two years at Monterey Peninsula College from 2010-11, red-shirting his first season at SDSU (2012).

PERSONAL: Played his high school ball at Seaside High School in Seaside, Calif. Also played basketball in high school.



34

THOMAS RAWLS

RUNNING BACK

Height	5-9
Weight	215
College	Central Michigan
Seasons	NFL 2nd, Seahawks 2nd
Born	August 8, 1993
Hometown	Flint, Mich.

NFL TRANSACTIONS:

05/08/15: Signed with Seattle as undrafted FA
 12/15/15: Placed on IR (ankle)

NFL CAREER HIGHLIGHTS:

- Rushed for the second-most yards in franchise history with 209 yards on 30 carries vs. San Francisco (11/22/15), also breaking Curt Warner's 1983 club record by a rookie (207 yards). Along with his 23-carry 169-yard day at Cincinnati (10/11/15), no undrafted free agent has ever rushed for 160 or more yards twice in his rookie season.
- In addition to his rushing total versus San Francisco, added 46 yards on three receptions and his 255 total yards from scrimmage are the seventh-most by a rookie in NFL history, third in Seahawks history, and most by an undrafted rookie. His 209 yards is the second-most in NFL history in a single-game by an undrafted player

in his rookie season, trailing Tommy Wilson's 223 yards for the Los Angeles Rams vs. Green Bay (12/16/56).

COLLEGE: Transferred to Central Michigan after three years at the University of Michigan and ran for 1,103 yards and 10 touchdowns in nine games during his senior season, earning second-team All-MAC honors. Played in 19 games at Michigan as a reserve, carrying the ball 73 times for 333 yards and five touchdowns.

PERSONAL: Attended Flint Northern High and carried the ball 150 times for 1,585 yards and scored 19 touchdowns as a senior. Was a three-star player and the no. 19 overall player in the state of Michigan by Rivals.com. Earned all-state honorable mention, all-conference and all-city as a sophomore, junior and senior.

RAWLS' NFL RECORD

Club	Team	G/S	Rushing					Receiving				
			Att	Yds	Avg	LG	TD	No	Yds	Avg	LG	TD
2015	Seattle	13/7	147	830	5.6	69t	4	9	76	8.4	31t	1
NFL TOTALS		13/7	147	830	5.6	69t	4	9	76	8.4	31t	1

RAWLS' SINGLE-GAME HIGHS

Rushing

Rush Attempts: 30 vs. San Francisco (11/22/15)

Rush Yards: 209 vs. San Francisco (11/22/15)

Longest Rush: 69t at Cincinnati (10/11/15)

Most Rush TDs: 1, 4 Times, Last at Min (12/6/15)

Receiving

Most Rec.: 3, 2 Times, Last at Minnesota (12/6/15)


Most Rec. Yards: 46 vs. San Francisco (11/22/15)

Longest Reception: 31t vs. San Francisco (11/22/15)

Most Rec. TDs: 1 vs. San Francisco (11/22/15)

RAWLS' GAME-BY-GAME

2015	Opponent	Rushing					Receiving					Total
		Att	Yds	Avg	LG	TD	Rec	Yds	Avg	LG	TD	
9/13	at St. Louis	2	5	2.5	4	0	0	0	0.0	0	0	5
9/20	at Green Bay	0	0	0.0	0	0	0	0	0.0	0	0	0
9/27	Chicago	16	104	6.5	21	0	0	0	0.0	0	0	104
10/5	Detroit	17	48	2.8	10	0	1	-1	-1.0	-1	0	47
10/11	at Cincinnati	23	169	7.3	69t	1	0	0	0.0	0	0	169
10/18	Carolina	1	8	8.0	8	0	0	0	0.0	0	0	8
10/22	at San Francisco	6	32	5.3	17	0	2	9	4.5	5	0	41
11/1	at Dallas	4	10	2.5	7	0	0	0	0.0	0	0	10
11/15	Arizona	2	19	9.5	13	0	0	0	0.0	0	0	19
11/22	San Francisco	30	209	7.0	30	1	3	46	15.3	31t	1	255
11/29	Pittsburgh	21	81	3.9	17	1	0	0	0.0	0	0	81
12/6	at Minnesota	19	101	5.3	20	1	3	22	7.3	9	0	123
12/13	at Baltimore	6	44	7.3	16	0	0	0	0.0	0	0	44
TOTALS (13/7)		147	830	5.6	69t	4	9	76	8.4	31t	1	906



10

PAUL RICHARDSON

WIDE RECEIVER

Height **6-0**
 Weight **183**
 College **Colorado**
 Seasons **NFL 3rd, Seahawks 3rd**
 Born **April 13, 1992**
 Hometown **Los Angeles, Calif.**

NFL TRANSACTIONS:

- 05/09/14: Drafted by Seattle (2nd round, 45th)
- 01/12/15: Placed on IR (knee)
- 08/31/15: Placed on PUP (knee)
- 11/14/15: Activated from PUP
- 12/05/15: Placed on IR (hamstring)

NFL CAREER HIGHLIGHTS:

- His 2015 season ended after one game and was placed on injured reserve on December 5 (hamstring) after beginning the season on the physically unable to perform list (knee).
- Played in 15 games with six starts in 2014. Set career-highs in catches (5) and yards (60)

vs. St. Louis (12/28/14). Injured knee in divisional playoff game vs. Carolina (1/10/15) and was placed on injured reserve.

COLLEGE: Emerged as the school's third-best all-time receiver with 156 catches, ranking fifth with 2,412 receiving yards and second with 21 touchdown grabs. He established a school record with three 200-yard receiving performances and his nine 100-yard efforts rank third in school annals. On the way to setting or tying 44 school marks, he recorded 13 receptions for 50-yards or longer. His 21 touchdown receptions rank second in school history and included 11 that went past the 50-yard distance and

totaled 841 yards, an average gain of 40.05 yards per scoring grab. Appeared in 33 games, started 25 contests for Colorado.

PERSONAL: Transferred to Serra High School for his final prep season. Earned Prep Star and Super Prep All-American honors, the latter of which ranked him as the 26th-best receiver in the nation and 20th-best player in the Far West region. Caught 31 passes for 552 yards and seven touchdowns. Serra High claimed the state

title in 2009 with a 15-0 record. Attended Los Alamitos High School until the end of his junior season. Recorded 79 receptions for 1,396 yards and 21 touchdowns in two seasons at Los Alamitos. His father, Paul Sr., played wide receiver at UCLA and was in camps in the National Football League with Philadelphia (played in one game with the Eagles in 1993), Oakland, Green Bay and the New York Jets. Majored in communications.

RICHARDSON'S NFL RECORD

Year	Club	G/S	No	Yds	Avg	LG	TD
2014	Seattle	15/6	29	271	9.3	32	1
2015	Seattle	1/0	1	40	40.0	40	0
NFL TOTALS		16/6	30	311	10.4	40	1

POSTSEASON

Year	Club	G/S	No	Yds	Avg	LG	TD
2014	Seattle	1/0	1	21	21.0	21	0
NFL TOTALS		1/0	1	21	21.0	21	0

RICHARDSON'S SINGLE-GAME HIGHS

Most Receptions: 5, 2 Times, Last vs. St. Louis (12/28/14)

Most Yards: 60 vs. St. Louis (12/28/14)

Most TDs: 1 vs. San Francisco (12/14/14)

Longest Reception: 40 vs. SF (11/22/15)

RICHARDSON'S GAME-BY-GAME RECEIVING

2014	Opponent	No	Yds	Avg	LG	TD
09/04	Green Bay	0	0	0.0	0	0
09/14	at San Diego	0	0	0.0	0	0
09/21	Denver	1	7	7.0	7	0
10/06	at Washington	0	0	0.0	0	0
10/12	Dallas	Inactive				
10/19	at St. Louis	4	33	8.3	11	0
10/26	at Carolina	2	20	10.0	11	0
11/02	Oakland	3	12	4.0	10	0
11/09	NY Giants	0	0	0.0	0	0
11/16	at Kansas City	3	24	8.0	10	0
11/23	Arizona	0	0	0.0	0	0
11/27	at San Francisco	1	6	6.0	6	0
12/07	at Philadelphia	2	27	13.5	20	0
12/14	San Francisco	3	30	10.0	11	1
12/21	at Arizona	5	52	10.4	22	0
12/28	St. Louis	5	60	12.0	32	0
TOTALS (15/6)		29	271	9.3	32	1

1/10	Carolina	1	21	21.0	21	0
------	----------	---	----	------	----	---

PLAYOFFS (1/0)		1	21	21.0	21	0
-----------------------	--	----------	-----------	-------------	-----------	----------

2015	Opponent	No	Yds	Avg	LG	TD
Games 1-8 PUP (Knee)						
11/15	Arizona	1	40	40.0	40	0
11/22	San Francisco	Inactive (Hamstring)				
11/29	Pittsburgh	Inactive (Hamstring)				
TOTALS (1/0)		1	40	40.0	40	0





44

RYAN ROBINSON

DEFENSIVE END

Height 6-3
Weight 255
College Oklahoma State
Seasons NFL 4th, Seahawks 3rd
Born December 9, 1990
Hometown Charleston, S.C.

NFL TRANSACTIONS:

05/13/13: Signed with Oakland as undrafted FA
 08/30/14: Released by Oakland
 11/11/14: Signed to Seattle PS
 06/15/15: Waived/injured by Seattle
 09/05/15: Placed on IR (Achilles)

NFL CAREER HIGHLIGHTS:

- Played in 11 games his rookie season for the Oakland Raiders, posting two solo tackles.


COLLEGE: Played two years at Oklahoma State

after transferring from Jones County Community College (Miss.) and had 53 tackles and 2.5 sacks for the Cowboys. Was an all-conference and all-region selection after posting 64 tackles and 8.0 sacks as a sophomore at Jones County CC.

PERSONAL: Attended Mill Creek High in Hoschton, Ga. Was an all-county selection as a senior after recording 85 tackles. Majored in physical education.

ROBINSON'S NFL RECORD

Club	G/S	Tackles				Sacks		Interceptions								
		G/S	Tkl	So	Ast	QB	Yds	No	Yds	Avg	LG	TD	PD	FF	FR	Yds
2013 Oakland	11/0	2	2	0	0.0	0.0	0	0	0.0	0	0	1	0	0	0	0
2014 Oakland/Seattle		Practice Squad														
2015 Seattle		Injured Reserve														
NFL TOTALS	11/0	2	2	0	0.0	0.0	0	0	0.0	0	0	1	0	0	0	0



77

AHTYBA RUBIN

DEFENSIVE TACKLE

Height 6-2
Weight 310
College Iowa State
Seasons NFL 9th, Seahawks 2nd
Born July 25, 1986
Hometown Pensacola, Fla.
Pronunciation ah-TAH-buh

NFL TRANSACTIONS:

04/27/08: Drafted by Cleveland (6th round, 190th)
 09/10/11: Re-signed with Cleveland
 03/20/15: Signed by Seattle as an UFA
 03/13/16: Re-signed with Seattle

NFL CAREER HIGHLIGHTS:

- Started all 16 games in his first season in Seattle, helping the team lead the NFL in rush defense (81.5 ypg) for the first time in franchise history and tie the franchise-record for fewest rushing yards allowed with 1,304.

• Originally drafted by the Cleveland Browns with the 24th pick in the sixth round (190th overall) of the 2008 NFL Draft. In seven seasons with the Browns, Rubin played in 100 games with 75 starts and recorded 338 tackles (212 solo), 12.0 sacks, one interception, five passes defended, three forced fumbles and one fumble recovery. In 2010, he led all NFL defensive linemen with 82 tackles and finished second in 2011 with 83 tackles.

COLLEGE: In two years at Iowa State (2006-07), played in 24 games, starting 21 contests, recording 76 tackles, 2.5 sacks, one pass breakup, one fumble recovery and one forced fumble. Named All-Big 12 Conference honorable mention as a senior. Lettered twice at Trinity Valley (Texas) Community College. In 2005, earned All-Southwest Football Junior College Conference first-team and NJCAA All-America honorable mention as an offensive tackle, the first time that he ever lined up on the offensive line during his career. In 2004, lettered as a defensive lineman.

PERSONAL: First name is pronounced ah-TAH-buh. Married to wife, Lameesa. Moved multiple times in his youth as his father, Ronnie, served in the Army. Attended Escambia (Pensacola, Fla.) High School, the same high school as Hall of Fame running back Emmitt Smith. Lettered as a defensive lineman and earned all-area and all-conference recognition as a senior. Also was on the power weight-lifting team. Helps sponsor a program at his alma mater, Escambia High, that rewards students with gifts and prizes for positive performance and behavior. Majored in history.

RUBIN'S NFL RECORD

Club	G/S	Tackles			Sacks		Interceptions									
		Tkl	So	Ast	QB	Yds	No	Yds	Avg	LG	TD	PD	FF	FR	Yds	
2008 Cleveland	12/0	11	7	4	0.0	0.0	0	0	0.0	0	0	0	0	0	1	0
2009 Cleveland	16/5	38	23	15	0.0	0.0	0	0	0.0	0	0	0	0	1	0	
2010 Cleveland	16/16	82	57	25	2.0	17.0	1	1	1.0	1	0	2	0	0	0	
2011 Cleveland	16/16	83	56	27	5.0	36.5	0	0	0.0	0	0	0	0	0	0	
2012 Cleveland	13/13	44	30	14	2.0	13.0	0	0	0.0	0	0	2	2	0	0	
2013 Cleveland	14/14	52	25	27	2.0	9.0	0	0	0.0	0	0	0	0	0	0	
2014 Cleveland	13/11	28	14	14	1.0	6.0	0	0	0.0	0	0	1	0	0	0	
2015 Seattle	16/16	36	20	16	2.0	9.0	1	2	2.0	2	0	1	0	0	0	
NFL TOTALS	116/91	374	232	142	14.0	90.5	2	3	1.5	2	0	6	3	1	0	

POSTSEASON

Club	G/S	Tackles			Sacks		Interceptions									
		Tkl	So	Ast	QB	Yds	No	Yds	Avg	LG	TD	PD	FF	FR	Yds	
2015 Seattle	2/2	10	5	5	1.0	9.0	0	0	0.0	0	0	0	0	0	1	0
NFL TOTALS	2/2	10	5	5	1.0	9.0	0	0	0.0	0	0	0	0	0	1	0

RUBIN'S SINGLE-GAME HIGHS

Tackles: 10 at Cincinnati (12/19/10)

Sacks: 1.5 vs. Miami (9/25/11)

Int.: 1, 2 Times, Last vs. Pittsburgh (11/29/15)

FF: 1, 3 Times, Last vs. Pittsburgh (11/25/12)

FR: 1 at Buffalo (11/17/08)





9

JON RYAN

PUNTER

Height	6-0
Weight	217
College	Regina
Seasons	NFL 11th, Seahawks 9th
Born	November 26, 1981
Hometown	Regina, Saskatchewan

NFL TRANSACTIONS:

- 02/01/06: Signed reserve/future contract with Green Bay
- 09/01/08: Waived by Green Bay
- 09/09/08: Signed with Seattle as FA
- 01/02/10: Signed contract extension with Seattle
- 03/15/16: Signed multi-year contract with Seattle as UFA

NFL CAREER HIGHLIGHTS:

- Originally signed by Green Bay as a free agent on February 1, 2006, after spending two years in the CFL with the Winnipeg Blue Bombers from 2004-05.
- Has recorded 751 career punts for 33,628 yards (44.8 avg.) with 256 punts inside the 20 in his career.

- Seattle's career leader in punting average (44.85), punts inside the 20 (221) and long punt (77 yards at San Francisco, 9/11/11).
- In the 2014 NFC Championship Game vs. Green Bay (1/18/15), completed a 19-yard TD pass to Garry Gilliam on a fake field goal, giving Seattle its first score in a game it would win and advance to Super Bowl XLIX.
- Kicked his way into the NFL record books vs. New England (10/14/12) after averaging 60.0 yards on four punts, ranking third in NFL history (min. four attempts) for highest average in a single-game. He is the first player since 1946 to accomplish the feat and third player all-time.
- Seattle's single-season leader in average (46.64 in 2011), net average (40.8 in 2012), and tied for most punts downed inside the 20 (34 in 2011).

RYAN'S NFL RECORD

	Club	G/S	No	Yds	Avg	Net Avg	LG	I20	TB	Blk
2006	Green Bay	16/0	84	3,739	44.5	35.7	66	17	12	0
2007	Green Bay	16/0	60	2,664	44.4	37.6	72	18	11	2
2008	Seattle	15/0	78	3,557	45.6	37.9	63	22	12	1
2009	Seattle	16/0	88	4,068	46.2	38.7	70	28	9	0
2010	Seattle	16/0	78	3,254	41.7	37.3	63	27	1	0
2011	Seattle	16/0	95	4,431	46.6*	39.3	77*	34	8	0
2012	Seattle	16/0	65	2,963	45.6	40.8*	73	30	3	0
2013	Seattle	16/0	74	3,159	42.7	39.2	69	28	5	2
2014	Seattle	16/0	61	2,688	44.1	38.3	66	28	6	1
2015	Seattle	16/0	68	3,105	45.7	37.9	73	24	7	0
NFL TOTALS		159/0	751	33,628	44.8	38.3	77	256	74	6

POSTSEASON

	Club	G/S	No	Yds	Avg	Net Avg	LG	I20	TB	Blk
2007	Green Bay	2/0	9	298	33.1	28.2	43	3	1	0
2010	Seattle	2/0	13	470	36.2	33.0	52	4	0	0
2012	Seattle	2/0	6	214	35.7	30.3	50	2	1	0
2013	Seattle	3/0	9	356	39.6	28.9	46	2	0	0
2014	Seattle	3/0	15	635	42.3	36.2	61	6	0	0
2015	Seattle	2/0	8	286	35.8	34.9	42	4	0	0
NFL TOTALS		14/0	60	2,259	37.7	30.9	61	21	2	0

* Club Record

COLLEGE: In 2003, led Canadian college punters with a 45.9-yard average. Was named first-team All-Canadian and Canada West all-star. Also played flanker for the Regina Rams and caught a 109-yard touchdown pass as a sophomore.

PERSONAL: Played lacrosse, hockey, football, basketball and track at Sheldon-Williams High. Was a three-time all-star in lacrosse. Hosts football youth camps in hometown of Saskatchewan. Majored in psychology.

RYAN'S SINGLE-GAME HIGHS

Punts: 11 vs. Philadelphia (11/2/08)
Avg. (3 min.): 61.0 at Dallas (11/6/11)
Net (3 min.): 58.3 at Dallas (11/6/11)

Longest: 77* at San Francisco (9/11/11)
Inside 20: 6,3, Times, Last at Miami (11/25/12)

ADDITIONAL STATS

Special Teams Tackles: 2006 (1), 2007 (FR), 2009 (3), 2011 (3), 2015 (2); **Career:** (9, FR). **Passing:** 2007: 1-1 for 18 yards, 2009: 1-1 for 42 yards; **Career:** 2-2 for 60 yards.

Rushing: 2006: One for -11, 2007: Two for 7, 2009: One for 0, 2010: One for -9; 2014: Two for 5 (fake FG and fumble punt snap); **Career:** Seven for -8 yards.

Postseason Special Teams Passing: 2014 (1-1, 19-yard TD on Fake FG). **Rushing:** 2015 (One for 4 yards following a low snap).



35

DESHAWN SHEAD

DEFENSIVE BACK

Height	6-2
Weight	212
College	Portland State
Seasons	NFL 5th, Seahawks 5th
Born	June 28, 1988
Hometown	Palmdale, Calif.

NFL TRANSACTIONS:

05/07/12: Signed with Seattle as undrafted FA
 08/31/12: Waived by Seattle
 09/02/12: Signed to Seattle PS
 12/05/12: Signed to Seattle 53-man roster
 08/31/13: Waived by Seattle
 09/02/13: Signed to Seattle PS
 11/27/13: Signed to Seattle 53-man roster
 11/10/15: Signed contract extension with Seattle

NFL CAREER HIGHLIGHTS:

- Played in all 16 games the past two seasons, becoming a regular starter at corner in 2015, with six starts, and starting one game in 2014. Recorded 56 tackles (44 solo) in those two seasons in addition to one sack, one interception and 10 passes defended.

COLLEGE: A four-year starter in the defensive backfield for the Vikings, registering 211 tackles, 11 interceptions, five fumble recoveries,

four forced fumbles and 29 passes defended throughout 44 games in his career, while also handling kickoff return duties. Transitioned from cornerback to safety toward the end of his junior season and made all 11 starts at the position his senior year, racking up 64 tackles including five for loss, a sack, three forced fumbles, one fumble recovery, two interceptions and eight passes defended. An All-Big Sky conference selection his senior year and second-team All-Big Sky his junior year, earning his teammates' vote as the team's Most Outstanding Defensive Back.

PERSONAL: A two-time All-Conference defensive back at Highland High School, also earning All-Conference as a wide receiver in 2006. Ran track in high school, setting the school's pole vault record. Proposed to his now wife Jessica following the team's overtime victory over the Denver Broncos at CenturyLink Field on September 21, 2014.

SHEAD'S SINGLE-GAME HIGHS

Tackles: 10, vs. Pittsburgh (11/29/15)
Sacks: 1.0, at Cincinnati (10/11/15)
Int.: 1, at Arizona (1/3/16)

FF: 1, vs. St. Louis (12/27/15)
FR: None

ADDITIONAL STATS

Special Teams Tackles: 2013 (1), 2014 (6, blocked punt), 2015 (4, FF); **Career:** 11, FF.

Postseason Special Teams Tackles: 2013 (2), 2014 (6), 2015 (1); **Career:** 9.

HEAD'S NFL RECORD

Club	G/S	Tackles			Sacks		Interceptions								
		Tkl	So	Ast	QB	Yds	No	Yds	Avg	LG	TD	PD	FF	FR	Yds
2012 Seattle	0/0	0	0	0	0.0	0.0	0	0.0	0.0	0	0	0	0	0	0
2013 Seattle	5/0	0	0	0	0.0	0.0	0	0.0	0.0	0	0	0	0	0	
2014 Seattle	16/1	7	6	1	0.0	0.0	0	0.0	0.0	0	0	2	0	0	
2015 Seattle	16/6	49	38	11	1.0	5.0	1	40	40.0	40	0	8	1	0	
NFL TOTALS	37/7	56	44	12	1.0	5.0	1	40	40.0	40	0	10	1	0	

POSTSEASON

Club	G/S	Tackles			Sacks		Interceptions							
		Tkl	So	Ast	QB	Yds	No	Yds	Avg	LG	TD	PD	FF	FR
2012 Seattle	0/0	0	0	0	0.0	0.0	0	0	0.0	0	0	0	0	0
2013 Seattle	3/0	0	0	0	0.0	0.0	0	0	0.0	0	0	0	0	0
2014 Seattle	3/0	0	0	0	0.0	0.0	0	0	0.0	0	0	0	0	0
2015 Seattle	2/1	9	6	3	0.0	0.0	0	0	0.0	0	0	0	0	0
NFL TOTALS	8/1	9	6	3	0.0	0.0	0	0	0.0	0	0	0	0	0



25

RICHARD SHERMAN CORNERBACK

Height 6-3
Weight 195
College Stanford
Seasons NFL 6th, Seahawks 6th
Born March 30, 1988
Hometown Compton, Calif.



ALL PRO

2012 (1st Team) **2013** (1st Team)

2014 (1st Team) **2015** (2nd Team)

NFL TRANSACTIONS:

04/30/11: Drafted by Seattle (5th round, 154th)

05/07/14: Signed multi-year extension with Seattle

NFL CAREER HIGHLIGHTS:

- Since 2011, leads the league in interceptions (26) and passes defended (81).
- Started all 16 games and both postseason games in 2015. Recorded 50 tackles (32 solo), two interceptions and 15 passes defended. Was selected the 2015 Seahawks Man of the Year, in addition to being the 2015 Steve Largent Award winner.
- Started all 16 games at left cornerback in 2014 in addition to all three postseason games. He recorded 57 tackles (45 solo), four interceptions, eight passes defended and one forced

fumble. He also recorded two interceptions in the playoffs.

- Led the NFL in 2013 with eight interceptions. Started all 16 games played at left cornerback as well as all three playoff games, leading the team in interceptions (8) and passes defended (19).
- Started all 16 games played in 2012 at left cornerback as well as both playoff games, leading the team in interceptions (8) and passes defended (24).
- Played in all 16 games in 2011 and moved in to starting lineup after Marcus Trufant (back) and Walter Thurmond (ankle) were placed on injured reserve, starting final 10 games at left corner.
- Tied for third in franchise history with four interceptions as a rookie, along with 53 tackles (46 solo) and ranked second on team with 17 passes defended.

HONORS: **2015**, 2016 Pro Bowl, Associated Press Second-Team All-Pro, 2015 Seahawks Man of the Year, 2015 Steve Largent Award; **2014**, 2015 Pro Bowl, Associated Press First-Team All-Pro, PFWA All-NFL, Sporting News All-Pro, MMQB All-Pro, NFC Defensive Player

of the Week at San Francisco (11/27); **2013**, 2014 Pro Bowl, Associated Press First-Team All-Pro, Pro-Football Weekly All-NFL Team, Sporting News All-Pro, Sports Illustrated All-Pro, NFC Defensive Player of the Week vs. 49ers (9/15/13) & at Giants (12/15/14); **2012**, Associated Press First-Team All-Pro, Pro Football Weekly All-NFL Team, Sporting News All-Pro, Sports Illustrated All-Pro, NFC Defensive Player of the Week vs. Jets (11/11/12); **2011**, All-Rookie Team (Pro Football Weekly).

COLLEGE: Played in 52 career games with 37 starts (27/15 at wide receiver, 25/22 at cornerback). Played his first three seasons at wide receiver before transitioning to cornerback prior to his senior season. Was granted a fifth season after his junior season was cut short after four games due to a knee injury. Registered 81 career catches for 1,340 yards (16.5 avg) and seven touchdowns. Tallied 112 career tackles and six interceptions at cornerback.

PERSONAL: Graduated from Dominguez High School in Compton. Ranked among the best wide receiver prospects in the nation. PrepStar All-West selection and SuperPrep All-Far West pick. Named to the Long Beach Press-Telegram's Dream Team as one of the premier recruits in the West. Listed as the 50th-best

recruit in the nation by SuperPrep. Accounted for 1,030 all-purpose yards as a senior, including 870 yards on 28 catches and three punt returns for touchdowns. Recorded 45 tackles, eight pass breakups and one interception as a defensive back. First team All-CIF and Long Beach Press-Telegram Dream Team selection in track as a senior. Communications major.

CORNERSTONE

MOST INTERCEPTIONS SINCE 2011

Player	Team	No.
Richard Sherman	Seattle	26
Reggie Nelson	Cincinnati	21
Charles Woodson	Oakland	18
Patrick Peterson	Arizona	17
Five players tied with 16		

MOST PASSES DEFENSED SINCE 2011

Player	Team	No.
Richard Sherman	Seattle	83
Johnathan Joseph	Houston	74
Joe Haden	Cleveland	72
Tramon Williams	Green Bay	72
Lardarius Webb	Baltimore	67

SHERMAN'S SINGLE-GAME HIGHS

Tackles: 8, 4 Times, Last at Cincinnati (10/11/15)

Forced Fumbles: 1, 5 Times, Last vs. Oakland (12/9/14)

Interceptions: 2, 4 Times, Last at San Francisco (11/27/14)

Fumble Recoveries: 1, vs. Arizona (12/9/12)

Sacks: 1.0, vs. N.Y. Jets (11/11/12)

ADDITIONAL STATS

Special Teams Tackles: 2011 (2); **Career:** (2).

Punt Returns: 2013 (1 for -6), 2014 (1 for 0), 2015 (1 for 64); **Career:** (3 for 58, 19.3 avg.).

Touchdowns: 2012 (19 yd. INT return, 90 yd. FG block return); 2013 (58 yd. INT return).

SHERMAN'S NFL RECORD

Club	G/S	Tackles			Sacks		Interceptions								
		Tkl	So	Ast	QB	Yds	No	Yds	Avg	LG	TD	PD	FF	FR	Yds
2011 Seattle	16/10	53	46	7	0.0	0.0	4	45	11.3	33	0	17	1	0	0
2012 Seattle	16/16	62	52	10	1.0	16.0	8	57	7.1	29	1	24	3	1	0
2013 Seattle	16/16	49	38	11	0.0	0.0	8	125	15.6	58t	1	19	0	0	0
2014 Seattle	16/16	57	45	12	0.0	0.0	4	81	10.3	53	0	8	1	0	0
2015 Seattle	16/16	50	32	18	0.0	0.0	2	30	15.0	26	0	15	0	0	0
NFL TOTALS	80/74	271	213	58	1.0	16.0	26	338	13.0	58t	2	83	5	1	0

POSTSEASON

Club	G/S	Tackles			Sacks		Interceptions								
		Tkl	So	Ast	QB	Yds	No	Yds	Avg	LG	TD	PD	FF	FR	Yds
2012 Seattle	2/2	0	0	0	0.0	0.0	0	0	0.0	0	0	3	0	0	0
2013 Seattle	3/3	10	4	6	0.0	0.0	0	0	0.0	0	0	2	0	0	0
2014 Seattle	3/3	10	7	3	0.0	0.0	2	0	0.0	0	0	3	0	0	0
2015 Seattle	2/2	9	8	1	0.0	0.0	0	0	0.0	0	0	2	0	0	0
NFL TOTALS	8/8	20	11	9	0.0	0.0	2	0	0.0	0	0	10	0	0	0



98

SEALVER SILIGA

DEFENSIVE TACKLE

Height 6-2
Weight 345
College Utah
Seasons NFL 6th, Seahawks 1st
Born April 25, 1990
Hometown West Jordan, Utah

NFL TRANSACTIONS:

07/27/11: Signed with San Francisco as undrafted FA
 09/03/11: Waived by San Francisco
 10/18/11: Signed to Denver PS
 01/16/12: Signed reserve/future contract with Denver
 08/31/12: Waived by Denver
 09/02/12: Signed to Denver PS
 09/08/12: Signed to Denver 53-man roster
 08/21/13: Traded to Seattle from Denver
 08/31/13: Waived by Seattle
 09/02/13: Signed to Seattle PS
 09/17/13: Released from Seattle PS
 09/24/13: Signed to Seattle PS
 10/04/13: Released from Seattle PS
 10/23/13: Signed to New England PS
 11/27/13: Signed to New England 53-man roster
 09/27/14: Placed on New England IR/designated to return (foot)
 12/06/14: Activated from IR by New England 53-man roster
 03/09/16: Contract expired with New England
 03/15/16: Signed with Seattle as UFA

NFL CAREER HIGHLIGHTS:

- Played in 25 games for New England from 2013-2015, including 13 starts. Recorded 83 tackles (37 solo), 5.5 sacks and one forced fumble. Also started five of seven playoff games with New England, recording 21 tackles (11 solo).
- Played in one game with Denver in 2012 recorded one tackle.

COLLEGE: Started 21 of 37 games played at Utah and recorded 97 tackles, 2.5 sacks, five passes defended and one fumble recovery. Was named an honorable mention All-Mountain West Conference selection following his final two seasons.

PERSONAL: Attended Copper Hills High School where he lettered in football four times as a two-way lineman. Earned all-state, all-conference and Class 5A All-Region III honors following his senior campaign. Won the state of Utah power-lifting title, producing a 560-pound squat, 600-pound dead lift, 390-pound bench press and a 315-pound power clean. Youngest of 11 children before family adopted a younger sister.

SILIGA'S NFL RECORD

Club	G/S	Tackles			Sacks		Interceptions			LG	TD	PD	FF	FR	Yds
		Tkl	So	Ast	QB	Yds	No	Yds	Avg						
2011 Denver		Practice Squad													
2012 Denver	1/0	1	1	0	0.0	0.0	0	0	0.0	0	0	0	0	0	0
2013 New England	5/4	23	9	14	3.0	26.0	0	0	0.0	0	0	0	1	0	
2014 New England	7/5	32	17	15	2.5	11.5	0	0	0.0	0	0	0	0	0	
2015 New England	13/4	28	11	17	0.0	0.0	0	0	0.0	0	0	0	0	0	
NFL TOTALS	26/13	84	38	46	5.5	37.5	0	0	0.0	0	0	0	1	0	

POSTSEASON

Club	G/S	Tackles			Sacks		Interceptions			LG	TD	PD	FF	FR	Yds
		Tkl	So	Ast	QB	Yds	No	Yds	Avg						
2013 New England	2/2	8	6	2	0.0	0.0	0	0	0.0	0	0	0	0	0	
2014 New England	3/3	12	4	8	0.0	0.0	0	0	0.0	0	0	0	0	0	
2015 New England	2/0	1	1	0	0.0	0.0	0	0	0.0	0	0	0	0	0	
NFL TOTALS	7/5	21	11	10	0.0	0.0	0	0	0.0	0	0	0	0	0	

SILIGA'S SINGLE-GAME HIGHS

Tackles: 9 vs. Buffalo (12/29/13)
Interceptions: None
Sacks: 1, 5 Times, Last at NY Jets (12/21/14)

Forced Fumbles: 1 vs. Buffalo (12/29/13)
Fumble Recoveries: None



27

THAROLD SIMON

CORNERBACK

Height 6-3
Weight 202
College LSU
Seasons NFL 4th, Seahawks 4th
Born March 6, 1991
Hometown Eunice, Louisiana

NFL TRANSACTIONS:

04/27/13: Drafted by Seattle (5th round, 138th)
 08/27/13: Placed on Seattle Reserve/PUP
 12/10/13: Reverted to Seattle IR (foot)
 02/03/14: Activated from Seattle IR
 10/10/15: Placed on Seattle IR (foot)
 02/08/16: Activated from Seattle IR

NFL CAREER HIGHLIGHTS:

- Played in one game on special teams only and was inactive for three games before being placed on injured reserve (toe) on October 10.
- Played in 10 games in 2014 with five starts. Recorded 11 tackles (9 solo), one interception and three passes defended. Also played in all three postseason games with one start (vs. Car, 1/10/15).
- Spent 2013 on injured reserve (foot) after beginning the season on the physically unable to perform list.

COLLEGE: Played in 34 games with 15 starts,

including all 13 games in 2012, during his LSU career. Finished his career with 99 tackles (68 solo), seven interceptions for 41 yards, 22 pass breakups, 2.5 tackles for a loss, a forced fumble and a fumble recovery. Led the team his junior year in pass breakups with nine and in interceptions with four. Ranked third in the SEC in pass breakups during his sophomore season with 10 and was one of only four players in the SEC to register double-digits in that category, starting two of 13 games played. Played in eight games with no starts as a freshman.

PERSONAL: Attended Eunice High School in Eunice, La. Played both cornerback and wide receiver. SuperPrep All-American and rated the No. 13 safety by Scout.com. Registered 13 interceptions in his career. Caught 29 passes for 671 yards and four touchdowns as a senior. Also rushed for 122 yards and four TDs as a senior. Majored in general studies and has two brothers, Sam and Mark.

SIMON'S NFL RECORD

Club	G/S	Tackles			Sacks		Interceptions								
		Tkl	So	Ast	QB	Yds	No	Yds	Avg	LG	TD	PD	FF	FR	Yds
2013 Seattle	0/0	Injured Reserve													
2014 Seattle	10/5	11	9	2	0.0	0.0	1	0	0.0	0	0	3	0	0	0
2015 Seattle	1/0	0	0	0	0.0	0.0	0	0	0.0	0	0	0	0	0	
NFL TOTALS	11/5	11	9	2	0.0	0.0	1	0	0.0	0	0	3	0	0	0

POSTSEASON

Club	G/S	Tackles			Sacks		Interceptions								
		Tkl	So	Ast	QB	Yds	No	Yds	Avg	LG	TD	PD	FF	FR	Yds
2013 Seattle	0/0	Injured Reserve													
2014 Seattle	3/1	5	5	0	0.0	0.0	0	0	0.0	0	0	1	0	0	0
2015 Seattle		Injured Reserve													
NFL TOTALS	3/1	5	5	0	0.0	0.0	0	0	0.0	0	0	1	0	0	0

SIMON'S SINGLE-GAME HIGHS

Tackles: 3 vs. N.Y. Giants (11/9/14)
Interceptions: 1 at Philadelphia (12/7/14)
Sacks: None

Forced Fumbles: None
Fumble Recoveries: None

ADDITIONAL STATS

Special Teams Tackles: 2014 (2); Career: (2).



17

KEVIN SMITH
 WIDE RECEIVER

Height	6-0
Weight	218
College	Washington
Seasons	NFL 2nd, Seahawks 2nd
Born	December 21, 1991
Hometown	Compton, Calif.

NFL TRANSACTIONS:

05/27/14: Signed with Arizona as undrafted FA
 06/04/14: Waived by Arizona
 06/05/14: Claimed off waivers by Jacksonville
 06/19/14: Waived by Jacksonville
 06/25/14: Signed by Seattle as FA
 08/25/14: Waived by Seattle
 02/09/15: Signed by Seattle as FA
 09/05/15: Waived by Seattle
 09/07/15: Signed to Seattle PS
 11/17/15: Signed to Seattle 53-man roster

NFL CAREER HIGHLIGHTS:

- Began the 2015 season on practice squad and was signed to the active roster on November 17. Played in the final seven games of the season and started his first-career game at Minnesota (12/6). Recorded three receptions for 43 yards on the season. Also played in both playoff games and recorded two receptions for

21 yards.

COLLEGE: Smith recorded a team-high 765 receiving yards on 50 catches with four receiving touchdowns during his senior season at Washington in 2013. In his career, Played in 47 games with 72 receptions for 1,059 yards and four touchdowns, while also returning 62 kicks for 1,445 yards.

PERSONAL: Attended Centennial High and earned first-team All-CIF Southern Section Northwest Division honors at WR and was the MVP of the Pioneer League as a senior. Helped the Apaches win the Pioneer League title as a senior, one year after finishing 1-9 . The title was the Apaches first outright championship since 1960. Did not play football until his junior year of high school. Also a standout basketball player, being named the Pioneer League MVP as a junior. Born on December 21, 1991.

K. SMITH'S NFL RECORD

RECEIVING

Club	G/S	No	Yds	Avg	LG	TD
2015 Seattle	7/1	3	43	14.3	21	0
NFL TOTALS	7/1	3	43	14.3	21	0

POSTSEASON

Club	G/S	No	Yds	Avg	LG	TD
2015 Seattle	2/0	2	21	10.5	14	0
NFL TOTALS	2/0	2	21	10.5	14	0

SMITH'S SINGLE-GAME HIGHS

Receptions: 1, 3 times (Last at Arizona (9/15/13))
Touchdowns: None

Receiving Yards: 21 vs. Pittsburgh (11/29/15)
Longest Reception: 21 vs. Pittsburgh (11/29/15)



21

TYE SMITH

CORNERBACK

Height 6-0
Weight 195
College Towson
Seasons NFL 2nd, Seahawks 2nd
Born May 3, 1993
Hometown Raleigh, N.C.

NFL TRANSACTIONS:

05/02/15: Drafted by Seattle (5th round, 170th)

NFL CAREER HIGHLIGHTS:

- Was inactive for much of the 2015 season but played in three games on special teams only. First action came vs. Chicago (9/27).

COLLEGE: Started 42 of 50 games played in his career at cornerback for Towson. Recorded 312 tackles, fifth most in Tiger football history. Also recorded five interceptions, including one returned for a touchdown, along with 28 pass break-ups, four sacks, five forced fumbles and two fumble recoveries. Was first team All-CAA selection and AP FCS All-American his senior season, starting all 12 games and leading the

team with eight pass break-ups and ranking second on the team with 85 tackles.

PERSONAL: Played wide receiver and cornerback and returned at Wakefield H.S. (Raleigh, N.C.). First team All-Cap 8 selection as a senior for Coach Jason Dinwiddle. Helped the Wolverines post a 10-3 record as a senior and reach the second round of the playoffs. Made 88 tackles with four interceptions in 2010, also broke up eight passes and made three tackles for loss. Caught 16 passes for 307 yards and three touchdowns. Accumulated 515 yards as kick and punt return specialist. Has one brother and two sisters. Son of Willie Frederick and Keyya Frederick. Born on May 3, 1993 in Raleigh, N.C. Majored in sports management.

T. SMITH'S NFL RECORD

Club	G/S	Tackles			Sacks		Interceptions			LG	TD	PD	FF	FR	Yds
		Tkl	So	Ast	QB	Yds	No	Yds	Avg						
2015 Seattle	3/0	0	0	0	0.0	0.0	0	0	0.0	0	0	0	0	0	0
NFL TOTALS	3/0	0	0	0	0.0	0.0	0	0	0.0	0	0	0	0	0	0

POSTSEASON

Club	G/S	Tackles			Sacks		Interceptions			LG	TD	PD	FF	FR	Yds
		Tkl	So	Ast	QB	Yds	No	Yds	Avg						
2015 Seattle	0/0	0	0	0	0/0	0/0	0	0	0.0	0	0	0	0	0	0
NFL TOTALS	0/0	0	0	0	0.0	0.0	0	0	0.0	0	0	0	0	0	0


SMITH'S SINGLE-GAME HIGHS

Tackles: None
Interceptions: None
Sacks: None

Forced Fumbles: None
Fumble Recoveries: None

ADDITIONAL STATS

Special Teams Tackles: 2015 (1); Career: (1).



67

KRISTJAN SOKOLI

GUARD/CENTER

Height 6-5
Weight 300
College Buffalo
NFL Seasons NFL 2nd, Seahawks 2nd
Born September 24, 1991
Hometown Bloomfield, N.J.
Pronunciation "Christian" so-KO-lee

NFL TRANSACTIONS:

05/02/15: Drafted by Seattle (6th round, 214th)

NFL HIGHLIGHTS:

- Made the transition from college defensive tackle to offensive line in the NFL. Was inactive for much of the 2015 season but played in two games as a reserve lineman (vs. S.F. 10/22, at Ariz. 1/3).

COLLEGE: Athletic, versatile defensive lineman who worked his way into the rotation as a red-shirt freshman in 2011. Started 25 of 46 games played. Recorded 95 tackles and 2.5 sacks. In high school he played defensive end, tight end, left tackle, punter and kicker.

PERSONAL: In high school, he played defensive end, tight end, left tackle, punter and kick-

er. Long-armed, athletic player. A three-year letter-winner and captain as senior, he racked up 45 tackles, five sacks and had three fumble recoveries as a senior. Led team to back-to-back playoff berths while being named All-Conference. Also a starter on basketball team and finished eighth in the state of New Jersey in the discus throw as a junior. Born in Albania before moving to the United States at age nine. Majored in business administration.

SOKOLI'S NFL RECORD

Year	Team	GP/GS	Postseason
2015	Seattle	2/0	0/0
NFL TOTALS		2/0	0/0



78

BRADLEY SOWELL

TACKLE

Height 6-7
Weight 309
College Mississippi
Seasons NFL 5th, Seahawks 1st
Born June 6, 1989
Hometown Hernando, Miss.
Pronunciation SOW-ull (like 'vowel')

HOW ACQUIRED:

05/04/12: Signed with Tampa Bay as undrafted FA
 09/01/12: Waived by Tampa Bay
 09/03/12: Signed to Tampa Bay PS
 09/11/12: Released from Tampa Bay PS
 09/11/12: Signed by Indianapolis as FA
 08/31/13: Waived by Indianapolis
 09/01/13: Claimed off waivers by Arizona
 02/26/15: Signed contract extension with Arizona
 03/15/16: Signed with Seattle as UFA

NFL CAREER HIGHLIGHTS:


- Has played in 58 career games, primarily in reserve duty, but started 12 games in 2013 with Arizona.

COLLEGE: Played in 49 games in four years at Ole Miss. Started 36 of his final 37 games, including the last 28 at left tackle. Blocked for 17 individual 100-yard rushing performances. Started all 12 games at left tackle as a senior in 2011 and was named third-team All-SEC by College Sports Madness. Was voted team captain his senior season. Named second-team all conference by the AP and Phil Steele in 2010. Helped Rebels lead the SEC in fewest sacks allowed and rank third in rushing offense. Started 12 games as a sophomore in 2009. Played in all 13 games in 2008, seeing action at tackle and tight end. Redshirted in 2007.

PERSONAL: Last name pronounced “sow-ull” (like ‘vowel’). Attended Hernando (MS) High School where he was ranked among the top 30 players in the state by Rivals.com, Scout.com, SuperPrep and the Sun Herald. Named to the SuperPrep all-region team. Credited with over 50 pancake blocks. Gave up only two sacks as a senior and earned all-district honors. Majored in Marketing Communications.

SOWELL'S NFL RECORD

Year	Team	GP/GS	Postseason
2012	Ind.	10/0	1/0
2013	Arizona	16/12	
2014	Arizona	16/0	1/0
2015	Arizona	16/0	2/0
NFL TOTALS		58/12	4/0



23

STEVEN TERRELL CORNERBACK

Height 5-10
Weight 197
College Texas A&M
Seasons NFL 4th, Seahawks 3rd
Born September 21, 1990
Hometown Allen, Texas
Pronunciation TARE-ull

NFL TRANSACTIONS:

05/03/13: Signed with Jacksonville as undrafted FA
 08/31/13: Waived by Jacksonville
 09/02/13: Signed to Jacksonville PS
 09/17/13: Released from Jacksonville PS
 10/29/13: Signed to Houston PS
 12/30/13: Signed reserve/future contract with Houston
 05/14/14: Waived by Houston
 07/26/14: Signed with Seattle as FA
 08/30/14: Waived by Seattle
 09/01/14: Signed to Seattle PS
 10/11/14: Signed to Seattle 53-man roster
 10/14/14: Waived by Seattle
 10/16/14: Signed to Seattle PS
 10/18/14: Signed to Seattle 53-man roster
 11/18/14: Waived by Seattle
 11/20/14: Signed to Seattle PS
 01/06/15: Signed with Seattle as FA

NFL CAREER HIGHLIGHTS:

- Played in 12 games in 2015. Also played in both postseason games. Recorded one solo tackle on the season and one pass defended.

- Played in four games in 2014. Re-signed to active roster on 1/6/15 and played special teams only in all three postseason games.

COLLEGE: Four-year letterman and appeared in 52 games, making 24 starts for the Aggies. Career totals include 139 tackles, four interceptions, two forced fumbles and one fumble recovery. Started all 13 games as a senior and recorded 61 tackles (37 solo), five passes defended, four tackles for a loss, two forced fumbles and two interceptions. As a junior, started four of 13 games and totaled 24 tackles (13 solo) and two interceptions. Selected to the first-team Academic All-Big 12 team.

PERSONAL: Attended Allen (Tex.) High School and led team to the 2008 5A Division I State Championship as a senior. Named first-team All-State by the TSWA and The Associated Press. Recorded 122 tackles, five blocked kicks, and two interceptions as a senior. As a junior, totaled 96 tackles, 12 passes defended, six blocked kicks and four interceptions. Majored in sport management.

TERRELL'S SINGLE-GAME HIGHS

Tackles: 1 at Arizona (1/3/16)
Interceptions: None
Sacks: None

Forced Fumbles: None
Fumble Recoveries: None
Touchdowns: None

ADDITIONAL STATS

Special Teams Tackles: 2014 (1), 2015 (3); **Career:** (4).
Postseason Special Teams Tackles: 2014 (1), 2015 (1); **Career:** (2).

TERRELL'S NFL RECORD

Club	Tackles				Sacks		Interceptions								
	G/S	Tkl	So	Ast	QB	Yds	No	Yds	Avg	LG	TD	PD	FF	FR	Yds
2013 Jax/Hou	Practice Squad														
2014 Seattle	4/0	0	0	0	0.0	0.0	0	0	0.0	0	0	0	0	0	0
2015 Seattle	12/0	1	1	0	0.0	0.0	0	0	0.0	0	0	1	0	0	0
NFL TOTALS	16/0	1	1	0	0.0	0.0	0	0	0.0	0	0	1	0	0	0

POSTSEASON

Club	Tackles				Sacks		Interceptions								
	G/S	Tkl	So	Ast	QB	Yds	No	Yds	Avg	LG	TD	PD	FF	FR	Yds
2014 Seattle	3/0	0	0	0	0.0	0.0	0	0	0.0	0	0	0	0	0	0
2015 Seattle	2/0	0	0	0	0.0	0.0	0	0	0.0	0	0	0	0	0	0
NFL TOTALS	5/0	0	0	0	0.0	0.0	0	0	0.0	0	0	0	0	0	0



29

EARL THOMAS
SAFETY

Height 5-10
Weight 202
College Texas
Seasons NFL 7th, Seahawks 7th
Born May 7, 1989
Hometown Orange, Texas



ALL PRO:

2011 (2nd Team), 2012 (1st Team), 2013 (1st Team), 2014 (1st Team)

NFL TRANSACTIONS:

04/22/10: Drafted by Seattle (1st round, 14th)

04/29/14: Signed multi-year contract extension with Seahawks

NFL CAREER HIGHLIGHTS:

- Voted to his fifth-consecutive Pro Bowl following the 2015 season, when he recorded 61 tackles and tied a career-high with five interceptions, which led the team.
- Voted to his fourth-consecutive Pro Bowl and third-consecutive Associated Press First-Team All-Pro in 2014.
- Voted to his third consecutive Pro Bowl, along with being selected as an Associated Press First-Team All-Pro for 2013. He and Richard Sherman were fourth and fifth players to earn back-to-back first-team All-Pro honors in franchise history.

- Recorded a career-high 100 tackles (75 solo) in 2013 and tied a career-high with five interceptions. Also notched eight passes defended and two forced fumbles.

- Only safety in past decade to record 100+ tackles, 5+ INTs & 2+ FFs in a single season.

- Voted to his second all-star game as a backup in the 2013 Pro Bowl.

- Recorded 61 tackles and three interceptions in 2012, returning one for a TD. Also recorded two interceptions in the postseason, with one at Washington and one at Atlanta.

- Voted a starter to the 2012 Pro Bowl, becoming the first Seahawk voted to the all-star game since 2008 and first Seahawks safety to earn a spot since Darryl Williams in 1997.

- Recorded a career-high 92 tackles (67 solo), finishing third on the team after starting all 16 games in 2011.

- Led team with five interceptions (T5th NFC, T10th NFL) in 2010, tying the club's mark for most interceptions by a rookie (Michael Boulware, 2005).

- In 2010, finished fifth on team with 71 tackles (60 solo) during rookie campaign.

- Collected the first two interceptions of career vs. San Diego (9/26/10) with the final pick com-

ing at the goal-line to preserve the win. Became the first Seahawks rookie since Kenny Easley in 1981 to have two interceptions in one game.

HONORS: 2015, *Pro Bowl, Sporting News All-Pro*; 2014, *Pro Bowl, Associated Press First-team All-Pro, NFWA All-NFL, Sporting News All-Pro*; 2013, *NFC Pro Bowl, Associated Press First-team All-Pro, Pro Football Weekly All-NFL Team, Sporting News All-Pro, Sports Illustrated All-Pro*; 2012, *NFC Pro Bowl, Associated Press First-team All-Pro, Pro Football Weekly All-NFL Team, Sporting News All-Pro*; 2011, *NFC Pro Bowl starter, Associated Press Second-team All-Pro.*

COLLEGE: Named a Thorpe Award finalist (nation's top defensive back). Left school after redshirt-sophomore season and started all 27 games at Texas, posting 135 tackles (97 solo) with 7.5 stops for loss. Added 19 tackles (17 solo) with a blocked punt performing on UT's special team coverage units. Deflected 21 passes and intercepted 10 others for 149 yards in returns. His 10 interceptions rank 11th on the school's career record list. As a sophomore, earned All-American first-team honors from *The NFL Draft Report,*

Walter Camp Football Foundation, American Football Coaches Association AP, and Football Writers Association of America, adding second-team honors from *The Sporting News*. Finalist for Jim Thorpe Award, given to the Nation's top defensive back. Unanimous All-Big 12 Conference first-team choice. Recorded 65 tackles (46 solo), one forced fumble and led the league (third in nation) with eight interceptions. His eight interceptions in 2009 set the school single-season record, topping the previous mark of seven.

PERSONAL: Attended West Orange-Stark High School (Texas). Earned all-state selection and three-year starter at DB, RB and WR. Recorded 112 career tackles with 11 interceptions, two kickoff return TDs and two punt return TDs. Also had 1,850 rushing yards and 2,140 receiving yards. Helped team to a 24-2 record over his final two seasons. Also lettered in basketball, baseball and track and field. An active member of his church in which his late grandfather, Earl Thomas, was the pastor. Was part of a rebuilding project following Hurricane Katrina. His uncle, Anthony Thomas, was a linebacker at Stephen F. Austin (1997-99).

THOMAS' NFL RECORD

Club	G/S	Tackles			Sacks		Interceptions								
		Tkl	So	Ast	QB	Yds	No	Yds	Avg	LG	TD	PD	FF	FR	Yds
2010 Seattle	16/16	71	60	11	0.0	0.0	5	68	13.6	34	0	7	1	0	0
2011 Seattle	16/16	92	67	25	0.0	0.0	2	19	9.5	11	0	6	1	2	0
2012 Seattle	16/16	61	39	22	0.0	0.0	3	80	26.7	57t	1	10	1	0	0
2013 Seattle	16/16	100	75	25	0.0	0.0	5	9	1.8	11	0	8	2	0	0
2014 Seattle	16/16	95	69	26	0.0	0.0	1	47	47.0	47	0	6	3	1	0
2015 Seattle	16/16	61	42	19	0.0	0.0	5	67	13.4	32	0	9	1	0	0
NFL TOTALS	96/96	480	352	128	0.0	0.0	21	290	13.8	57t	1	46	9	3	0

POSTSEASON

Club	G/S	Tackles			Sacks		Interceptions								
		Tkl	So	Ast	QB	Yds	No	Yds	Avg	LG	TD	PD	FF	FR	Yds
2010 Seattle	2/2	12	12	0	0.0	0.0	0	0	0.0	0	0	1	0	0	0
2012 Seattle	2/2	8	3	5	0.0	0.0	2	1	0.5	2	0	2	0	0	0
2013 Seattle	3/3	24	17	7	0.0	0.0	0	0	0.0	0	0	3	0	0	0
2014 Seattle	3/3	25	17	8	0.0	0.0	0	0	0.0	0	0	2	1	0	0
2015 Seattle	2/2	13	5	8	0.0	0.0	0	0	0.0	0	0	1	0	0	0
NFL TOTALS	12/12	82	54	28	0.0	0.0	2	1	0.5	2	0	9	1	0	0

THOMAS' SINGLE-GAME HIGHS

Tackles: 12, 2 Times, Last vs. St. Louis (12/28/14)

Interceptions: 2, vs. San Diego (9/26/10)

Sacks: None

Forced Fumbles: 2, at Kansas City (11/16/14)

Fumble Recoveries: 1, 3 Times, Last at Phi (12/7/14)

Touchdowns: 1, at Buffalo (12/16/12) - 57 INT return

ADDITIONAL STATS

Special Teams Tackles: 2010 (4), 2011 (6), 2012 (5, FR), 2013 (5), 2014 (2), 2015 (3); **Career:** (25, FR).

Punt Returns: 2014 (2 punt returns for 3 yards, 1.5 avg.)

Special Teams Touchdowns: 10-yard return of a blocked punt for a TD.



94

DeANGELO TYSON

DEFENSIVE TACKLE

Height	6-2
Weight	315
College	Georgia
Seasons	NFL 4th, Seahawks 1st
Born	April 12, 1989
Hometown	Statesboro, Ga.

NFL TRANSACTIONS:

- 04/28/12: Drafted by Baltimore (7th round, 236th)
- 09/05/15: Waived, Injured by Baltimore
- 01/18/16: Signed reserve/future contract with Seattle

NFL CAREER HIGHLIGHTS:

- Originally drafted by the Baltimore Ravens with the 29th pick of the seventh round (236th overall) in the 2012 NFL Draft. Was released by Baltimore on September 7, 2015.
- Played in 34 games with six starts in three seasons in Baltimore. Recorded 42 tackles (19 solo), 3.0 sacks, one interception, three passes

defensed and two fumble recoveries during his three seasons with the Ravens.

COLLEGE: Started 23 of 50 games played while at Georgia, totaling 79 tackles (27 solo), 3 sacks, 8.5 TFL, 1 FF, 1 PD, and 23 QB pressures. Started all 11 games his senior season and was a recipient of the team's Coaches Leadership Award for defense.

PERSONAL: Prepped at Statesboro (Ga.) H.S. Compiled 54 tackles and 9 sacks as a senior in 2007. Named to *USA Today's* All-USA first-team defense and *The Atlanta Journal-Constitution* 2007 Class AAAA All-State first team. Honored as U.S. Army All-American. Majored in housing at Georgia.

TYSON'S NFL RECORD

Club	G/S	Tackles			Sacks		Interceptions					PD	FF	FR	Yds
		Tkl	So	Ast	QB	Yds	No	Yds	Avg	LG	TD				
2012 Baltimore	10/2	11	3	8	0.0	0.0	0	0	0.0	0	0	2	0	0	0
2013 Baltimore	13/0	10	9	1	2.0	5.0	1	0	0.0	0	0	1	0	0	0
2014 Baltimore	11/4	21	7	14	1.0	9.0	0	0	0.0	0	0	0	0	2	0
NFL TOTALS	34/6	42	19	23	3.0	14.0	1	0	0.0	0	0	3	0	2	0


POSTSEASON

Club	G/S	Tackles			Sacks		Interceptions					PD	FF	FR	Yds
		Tkl	So	Ast	QB	Yds	No	Yds	Avg	LG	TD				
2012 Baltimore	3/0	5	2	3	0.0	0.0	0	0	0.0	0	0	0	0	0	0
2014 Baltimore	1/0	0	0	0	0.0	0.0	0	0	0.0	0	0	0	0	0	0
NFL TOTALS	4/0	5	2	3	0.0	0.0	0	0	0.0	0	0	0	0	0	0

TYSON'S SINGLE-GAME HIGHS

Tackles: 5 at Indianapolis (10/5/14)
Interceptions: 1 at Detroit (12/16/14)
Sacks: 1, 3 Times, Last vs. Cleveland (12/28/14)

Forced Fumbles: None
Fumble Recoveries: 1, 2 Times, Last at Pit (11/2/14)



54

BOBBY WAGNER

LINEBACKER

Height	6-0
Weight	245
College	Utah State
Seasons	NFL 5th, Seahawks 5th
Born	June 27, 1990
Hometown	Ontario, Calif.



ALL PRO:

2014 (1st Team) 2015 (2nd Team)

NFL TRANSACTIONS:

04/27/12: Drafted by Seattle (2nd round, 47th)

08/02/15: Signed multi-year contract extension with Seattle

NFL CAREER HIGHLIGHTS:

- Started all 15 games played and finished second on the team with 114 tackles (67 solo). Also recorded 0.5 sacks, seven passes defended, two forced fumbles and three fumble recoveries, two of which he returned for touchdowns (10/11 at Cin, and 11/15 vs. Ari). Was voted to his second consecutive Pro Bowl and was selected Associated Press Second-Team All-Pro.
- Started 11 of 11 games played in 2014. Despite missing five games due to a foot injury, tallied 104 tackles (67 solo), 2.0 sacks and three passes defended and was voted to his first Pro Bowl, in addition to being selected Associated Press First-Team All-Pro. Also started all three postseason games.
- Started 14 of 14 games played in 2013. Missed two games due to a high-ankle sprain. Recorded 119 tackles (71 solo) and a career-high five sacks. Also notched two interceptions, six passes defended and a fumble recovery.
- Started all three postseason games in 2013 and tied Kam Chancellor for team lead in tackles with 34 (17 solo).
- Set club record for tackles by a rookie with 140 (Terry Beason, 136 in 1977) and ranked second among all rookies in 2012.
- Started 15 of 16 games played at middle linebacker as well as both postseason games in 2012, leading the team in tackles (140) in addition to recording three interceptions, two sacks and four passes defended.

HONORS: 2015, Pro Bowl, Associated Press Second-Team All-Pro; 2014, Pro Bowl, Associated Press First-Team All-Pro, NFC Defensive Player of the Month (December); 2012, Pro Football Weekly All Rookie Team, Sports Illustrated Defensive Rookie of the Year

COLLEGE: A three-time All-Western Athletic Conference first-team choice by the league's coaches and media who started 46-of-48 games at Utah State (21 at strong-side linebacker and 25 at weak-side linebacker). Finished his career with 446 tackles (201 solo), 4.5 sacks for minus 35 yards, 29.5 tackles for losses of 80 yards and eight quarterback pressures. Caused two fumbles and recovered three others, while recording seven passes defended and intercepting four balls for 51 yards in returns. His 446 tackles tied the school career-record that was first set by Del Lyles (1988-91), becoming only the fourth player in WAC history to record more than 400 tackles, breaking the league all-time record of 443 tackles by Robert Rodriguez of Texas-El Paso (2001-04). Named an All-American Dream Team choice and WAC Defensive Player of the Year by The NFL Draft Report after his senior season.

PERSONAL: Dubbed the "Hardest Hitter" in college by *The Sporting News*, becoming the first player to ever lead the conference in tackles three consecutive seasons and is one of four to accomplish that feat at Utah State. One of 30 NCAA Football Bowl Subdivision (FBS) student-athletes selected as a candidate for the 2011 Lowe's Award for excellence both on and off the field. Attended Colony High School where he lettered as a tight end and linebacker, guiding the team in each of his final two seasons to consecutive 12-2 finishes, capturing the CIF division title. Named to the All-CIF Central Division squad as a senior and picked up All-State California Division II second-team honors, as he recorded 125 tackles (92 solo) and four sacks, while hauling in 37 receptions for 595 yards and 11 touchdowns. A business entrepreneurship major at Utah State. Active in the community. Son of Bobby and the late Phenia Wagner. Born on June 27, 1990 in Los Angeles.

WAGNER'S NFL RECORD

Club	G/S	Tackles			Sacks		Interceptions								
		Tkl	So	Ast	QB	Yds	No	Yds	Avg	LG	TD	PD	FF	FR	Yds
2012 Seattle	16/15	140	86	54	2.0	11.0	3	55	18.3	45	0	4	0	0	0
2013 Seattle	14/14	119	71	48	5.0	36.5	2	9	4.5	9	0	6	0	1	0
2014 Seattle	11/11	104	67	37	2.0	13.0	0	0	0.0	0	0	3	0	0	0
2015 Seattle	15/15	114	67	47	0.5	4.5	0	0	0.0	0	0	7	2	3	55
NFL TOTALS	56/55	477	291	186	9.5	65.0	5	64	12.8	45	0	20	2	4	55

POSTSEASON

Club	G/S	Tackles			Sacks		Interceptions								
		Tkl	So	Ast	QB	Yds	No	Yds	Avg	LG	TD	PD	FF	FR	Yds
2012 Seattle	2/2	17	12	5	0.0	0.0	1	4	4.0	4	0	1	0	0	0
2013 Seattle	3/3	34	17	17	0.0	0.0	0	0	0.0	0	0	1	0	0	0
2014 Seattle	3/3	31	16	15	0.0	0.0	1	0	0.0	0	0	1	0	0	0
2015 Seattle	2/2	20	12	8	0.0	0.0	0	0	0.0	0	0	0	0	0	0
NFL TOTALS	10/10	102	57	45	0.0	0.0	2	4	4.0	4	0	3	0	0	0

WAGNER'S SINGLE-GAME HIGHS

Tackles: 14, 2 Times, Last vs. Green Bay (9/4/14)

Forced Fumbles: 1 vs. Pittsburgh (11/29/15)

Fumble Recoveries: 1, 4 Times, Last at Balt. (12/13/15)

Sacks: 1.5, 2 Times, Last at NY Giants (12/15/13)

Interceptions: 2, vs. Arizona (12/9/12)

Touchdowns: 1, 2 Times, Last FR vs. Ari. (11/15/15)



73

J'MARCUS WEBB
TACKLE

Height 6-7
Weight 331
College West Texas A&M
Seasons NFL 7th, Seahawks 1st
Born August 8, 1988
Hometown Fort Worth, Texas

NFL TRANSACTIONS:

04/24/10: Drafted by Chicago (7th round, 218th)
 08/16/13: Waived by Chicago
 09/01/13: Claimed off waivers by Minnesota
 05/19/14: Signed with Kansas City as UFA
 08/30/14: Released by Kansas City
 11/26/14: Signed with Minnesota as FA
 12/16/14: Waived by Minnesota
 04/03/15: Signed with Oakland as FA
 03/16/16: Signed with Seattle as UFA

NFL CAREER HIGHLIGHTS:

- Started all 16 games for the Raiders in 2015, starting the first 13 at right guard and the last three games at right tackle.
- Spent 2014 offseason and training camp with Kansas City. Signed with the Vikings in November, playing in one game.
- Played in eight games for the Vikings in 2013, making one start at right tackle (11/7/13).

- Started all 16 games at left tackle in 2012 with Chicago.
- Started all 16 games at for first time in his career in 2011 with Chicago. Made the move to left tackle after playing primarily at right tackle as a rookie.
- Played in 14 games with 12 starts at right tackle as a rookie in Chicago. Also started both postseason games.


COLLEGE: Played in 25 games with 24 starts in two seasons at West Texas A&M (2008-09) after stints at Navarro Junior College in Corsicana, Texas (2007) and Texas (2006). Earned first-team All-Lone Star South Division honors as a senior. As a junior, part of an offensive line that allowed just 19 sacks the entire season. Helped set a school record with 7,079 yards of offense. At Navarro College, named first-team NJCAA All-American as a sophomore. Also earned All-Southwest Junior College Football Conference

first-team accolades. Started collegiate career at Texas, where he played 12 games at tackle.

PERSONAL: Attended Mesquite (Texas) North High School. Participated in the U.S. Army All-American Bowl. Named a second-team EA Sports All-American selection. Earned the Brian Piccolo award in 2010 from the Chicago Bears, a prestigious award voted on by the team's players and given to a rookie who exemplifies courage, loyalty, teamwork and dedication.

WEBB'S NFL RECORD

Year	Team	GP/GS	Postseason
2010	Chicago	14/12	2/2
2011	Chicago	16/16	
2012	Chicago	16/16	
2013	Minn.	8/1	
2014	Minn.	1/0	
2015	Oakland	16/16	
NFL TOTALS		71/61	2/2



86

BRANDON WILLIAMS

TIGHT END

Height	6-3
Weight	247
College	Oregon
Seasons	NFL 4th, Seahawks 1st
Born	October 12, 1987
Hometown	Merrionette, Ill.

NFL TRANSACTIONS:

- 04/29/13: Signed with Carolina as undrafted FA
- 09/26/15: Released by Carolina
- 09/30/15: Signed to Miami's PS
- 10/20/15: Signed to Miami's 53-man roster
- 12/05/15: Released by Miami
- 12/08/15: Signed with Miami
- 04/28/16: Signed with Seattle as UFA

NFL CAREER HIGHLIGHTS:

- Played in 14 games for Carolina in 2014. Recorded four catches for 44 yards. Saw action in both postseason contests.
- Recorded first career reception on a 16-yard catch from Cam Newton at Cincinnati (10/12/14).
- Played in nine regular season games and one postseason game for Carolina in 2013.

COLLEGE: Spent two years at Oregon following two seasons at Joliet Junior College.

Played in 11 games for Oregon, posting two catches for 48 yards. Played in 15 games for Joliet Junior College, totaling 62 receptions for 989 yards and eight touchdowns. Attended Portland Bible College in 2012 and played basketball. Did not play football in 2011 after being diagnosed with a narrow spinal canal and bulging disc in his back. Transferred to Oregon from Joliet Junior College as a junior in 2011. First-team National Junior College Athletic Association All-American as a sophomore in 2009. All-Midwest Football Conference selection. Led the team with 56 catches for 908 yards and seven touchdowns. Made six receptions for 81 yards and one touchdown as a freshman in 2008.

PERSONAL: Attended Eisenhower HS in Blue Island, Ill. Graduated from Oregon with a degree in sociology.

B. WILLIAMS' SINGLE-GAME HIGHS

Receptions: 2 at Green Bay (10/19/14)
Touchdowns: None

Receiving Yards: 22 at Green Bay (10/19/14)
Longest Reception: 16 at Cincinnati (10/12/14)

B. WILLIAMS' ADDITIONAL STATS

Kickoff Returns: 2014 (3 for 36 yards, 12.0 avg., 19 long).
Special Teams Tackles: 2013 (1), 2014 (1), 2015 (1); **Career** (3).
Postseason Special Teams Tackles: 2014 (1); **Career** (1).

B. WILLIAMS' NFL RECORD**RECEIVING**

	Club	G/S	No	Yds	Avg	LG	TD
2013	Carolina	9/0	0	0	0.0	0	0
2014	Carolina	14/0	4	44	11.0	16	0
2015	Carolina	2/0	0	0	0.0	0	0
	Miami	4/0	0	0	0.0	0	0
NFL TOTALS		29/0	4	44	11.0	16	0

POSTSEASON

	Club	G/S	No	Yds	Avg	LG	TD
2013	Carolina	1/0	0	0	0.0	0	0
2014	Carolina	2/0	0	0	0.0	0	0
NFL TOTALS		3/0	0	0	0.0	0	0



18

KASEN WILLIAMS
WIDE RECEIVER

Height	6-1
Weight	219
College	Washington
Seasons	NFL 2nd, Seahawks 2nd
Born	December 5, 1992
Hometown	Sammamish, Wash.

NFL TRANSACTIONS:

- 06/15/15: Signed with Seattle as undrafted FA
 09/05/15: Waived by Seattle
 09/07/15: Signed to Seattle PS
 12/26/15: Signed to Seattle 53-man roster

NFL CAREER HIGHLIGHTS:

- Began the 2015 season on practice squad and was signed to the active roster on December 26. Played in two games, making his NFL debut vs. St. Louis (12/27). Had first-career reception, an 8-yard catch, at Arizona (1/3/16). Also played in both postseason games.

COLLEGE: Played in 48 games during his four years at Washington. Recorded 162 receptions for 1,915 yards and 15 touchdowns. Returned punts as a freshman and junior, totaling 153 yards on 20 returns (7.3 avg.). His 162 receptions finished third all-time in Huskies history, while his 1,915 yards ranked him seventh on the all-time yardage list in Huskies history.

PERSONAL: Attended Skyline High School (Issaquah, Wash.) and helped lead Skyline to the state title game four times, winning three state championships. Was named the Parade All-America National Player of the Year his senior year, the first player from Washington ever so honored. Named MaxPrep.com's National Athlete of the Year (all sports) for 2010-11. Also named a first-team All-American by USA Today, ESPN and MaxPreps.com. The state's player of the year (all levels), according to the Associated Press. Gatorade State Football Player of the Year in 2010 and in Track and Field for 201. Two-time Seattle Times all-state selection and the newspaper's state player of the year as a senior. Named the Seattle Times' boy's athlete of the year three years in a row (all sports). Three-time member of the Times' "Star Times" all-area team. KingCo 4A Crest Division Offensive Player of the Year, first-team All-KingCo wide receiver and second-team kick/punt returner in 2010.

WILLIAMS' SINGLE-GAME HIGHS

Receptions: 1 at Arizona (1/3/16)
 Touchdowns: None

Receiving Yards: 8 at Arizona (1/3/16)
 Longest Reception: 8 at Arizona (1/3/16)


WILLIAMS' ADDITIONAL STATS

Rushing: 2015 (1 for 5 yards, 5.0 avg., 5 long).
 Postseason Special Teams Tackles: 2015 (1); Career (1).

K. WILLIAMS' NFL RECORD

		RECEIVING					
Club	G/S	No	Yds	Avg	LG	TD	
2015 Seattle	2/0	1	8	8.0	8	0	
NFL TOTALS	2/0	1	8	8.0	8	0	

		POSTSEASON					
Club	G/S	No	Yds	Avg	LG	TD	
2015 Seattle	2/0	0	0	0.0	0	0	
NFL TOTALS	2/0	0	0	0.0	0	0	



82

LUKE WILLSON
TIGHT END

Height 6-5
Weight 252
College Rice
Seasons NFL 4th, Seahawks 4th
Born January 15, 1990
Hometown Lasalle, Ontario, Can.

NFL TRANSACTIONS:

04/27/13: Drafted by Seattle (5th round, 158th)

NFL CAREER HIGHLIGHTS:

- Started 7 of 14 games played in 2015, recording 17 receptions for 213 yards and one TD.
- Played in 15 games with 10 starts in 2014. Set career-highs with 22 receptions, 362 yards, three touchdowns and an 80-yard TD reception. Also started all three postseason games, recording six receptions for 79 yards and a touchdown.
- Played in all 16 games with seven starts in 2013. Caught 20 passes for 272 yards and one touchdown. Also played in all three postseason games, catching two passes in Super Bowl XLVIII vs. Denver (2/2/14) for 17 yards.
- Caught his first-career touchdown at San Francisco (12/8/13) on a 39-yard catch-and-run.

COLLEGE: Played in 45 career games at Rice. Named a team captain his senior season, completed his career with 78 catches for 986 yards and nine touchdowns. Drafted by the Toronto Argonauts in the 4th round of the CFL Draft. After redshirt junior season was named second-team All C-USA by Phil Steele and Honorable mention All C-USA selection by conference coaches. Named to Dave Campbell's Texas Football All Texas College postseason first team. Second on the team with 313 receiving yards and three touchdown catches. Third with

29 catches. Redshirt sophomore season led the team with 425 yards receiving and second with 33 receptions in 11 games and added 3 TDs. Caught a 52-yard scoring pass from Nick Fanuzzi for his first career reception in his debut at UAB his redshirt freshman season. Redshirted his first year after reporting late to camp because of his commitment to the Canadian Junior National Baseball team.

PERSONAL: Attended St. Thomas of Villanova High School in LaSalle, Ontario, Canada. Was a three-year all-conference selection. Caught 29 passes for 638 yards and eight touchdowns as a senior on offense, while racking up 60 tackles, including five sacks, on defense. Named his school's Athlete of the Year as both a junior and a senior. Also played on a summer team, the Essex Ravens, and caught 18 passes for 473 yards and 10 touchdowns. played hockey, baseball and soccer in addition to competing in track in high school. Played with the Canadian Junior National baseball team after his senior year of high school. Team toured major league spring training sites to play against various Extended Spring Training teams as well as the Dominican Republic to play several MLB teams' Dominican Summer League entries before competing with the Canadian Juniors at the World Championships in Calgary. Carried a 4.0 GPA in high school. Parents are Mike and Wilma Willson. Majored in philosophy and political science with a business minor.

WILLSON'S NFL RECORD

RECEIVING

	Club	G/S	No	Yds	Avg	LG	TD
2013	Seattle	16/7	20	272	13.6	39t	1
2014	Seattle	15/10	22	362	16.5	80t	3
2015	Seattle	14/7	17	213	12.5	24	1
NFL TOTALS		45/24	59	847	14.4	80t	5

POSTSEASON

	Club	G/S	No	Yds	Avg	LG	TD
2013	Seattle	3/0	2	17	8.5	12	0
2014	Seattle	3/3	6	79	13.2	29	1
2015	Seattle	1/1	4	54	13.5	22	0
NFL TOTALS		7/4	12	150	12.5	29	1

WILLSON'S GAME-BY-GAME

-----Receiving-----							-----Receiving-----						
2013	Opponent	No	Yds	Avg	LG	TD	2014	Opponent	No	Yds	Avg	LG	TD
9/8	at Carolina	0	0	0.0	0	0	9/04	Green Bay	1	1	1.0	1	0
9/15	San Francisco	0	0	0.0	0	0	9/14	at San Diego	0	0	0.0	0	0
9/22	Jacksonville	5	76	15.2	35	0	9/21	Denver	0	0	0.0	0	0
9/29	at Houston	0	0	0.0	0	0	10/06	at Washington	3	28	9.3	19	0
10/6	at Indianapolis	2	28	14.0	17	0	10/12	Dallas	2	11	5.5	10	0
10/13	Tennessee	2	17	8.5	14	0	10/19	at St. Louis	Inactive (groin)				
10/17	at Arizona	1	23	23.0	23	0	10/26	at Carolina	1	23	23.0	23t	1
10/28	at St. Louis	0	0	0.0	0	0	11/02	Oakland	1	16	16.0	16	0
11/3	Tampa Bay	0	0	0.0	0	0	11/09	NY Giants	0	0	0.0	0	0
11/10	at Atlanta	1	19	19.0	19	0	11/16	at Kansas City	3	51	17.0	27	0
11/17	Minnesota	1	7	7.0	7	0	11/23	Arizona	1	21	21.0	21	0
12/2	New Orleans	1	2	2.0	2	0	11/27	at San Francisco	4	39	9.8	15	0
12/8	at San Francisco	3	70	23.3	39t	1	12/07	at Philadelphia	1	1	1.0	1	0
12/15	at NY Giants	2	23	11.5	15	0	12/14	San Francisco	0	0	0.0	0	0
12/22	Arizona	1	3	3.0	3	0	12/21	at Arizona	3	139	46.3	80t	2
12/29	St. Louis	1	4	4.0	4	0	12/28	St. Louis	2	32	16.0	28	0
TOTALS (16/7)		20	272	13.6	39t	1	TOTALS (15/10)		22	362	16.5	80t	3
1/11	New Orleans	0	0	0.0	0	0	1/10	Carolina	4	68	17.0	29	1
1/19	San Francisco	0	0	0.0	0	0	1/18	Green Bay	2	11	5.5	8	0
2/2	Denver	2	17	8.5	12	0	2/1	New England	0	0	0.0	0	0
Playoff Totals (3/0)		2	17	8.5	12	0	TOTALS (3/3)		6	79	13.2	29	1

-----Receiving-----						
2015	Opponent	No	Yds	Avg	LG	TD
9/13	at St. Louis	0	0	0.0	0	0
9/20	at Green Bay	2	36	18.0	24	0
9/27	Chicago	Inactive (Back)				
10/05	Detroit	2	15	7.5	9	0
10/11	at Cincinnati	2	17	8.5	9	0
10/18	Carolina	1	16	16.0	16	0
10/22	at San Francisco	0	0	0.0	0	0
11/01	at Dallas	2	41	20.5	22t	1
11/15	Arizona	0	0	0.0	0	0
11/22	San Francisco	2	15	7.5	10	0
11/29	Pittsburgh	1	12	12.0	12	0
12/06	at Minnesota	2	36	18.0	22	0
12/13	at Baltimore	1	8	8.0	8	0
12/20	Cleveland	2	17	8.5	11	0
12/27	St. Louis	0	0	0.0	0	0
1/03	at Arizona	Inactive (Concussion)				
TOTALS (14/7)		17	213	12.5	24	1
1/10	at Minnesota	Inactive (Concussion)				
1/17	at Carolina	4	54	13.5	22	0
TOTALS (1/1)		4	54	13.5	22	0

WILLSON'S SINGLE-GAME HIGHS

Receptions: 5 vs. Jacksonville (9/22/13)
Receiving Yards: 139 at Arizona (12/21/14)
Touchdowns: 2 at Arizona (12/21/14)
Longest Reception: 80t at Arizona (12/21/14)



3

RUSSELL WILSON

QUARTERBACK

Height	5-11
Weight	215
College	Wisconsin
Seasons	NFL 5th, Seahawks 5th
Born	November 29, 1988
Hometown	Richmond, Va.



NFL TRANSACTIONS:

04/27/12: Drafted by Seattle (3rd round, 75th)
 07/31/15: Signed multi-year contract extension with Seattle

NFL CAREER HIGHLIGHTS:

- Has won 46 regular season games, good for the most regular season wins by a starting quarterback in his first four seasons in the Super Bowl era (since 1966). Including the post-season, has won 53 games, the most combined wins in a quarterback's first four seasons.
- In 2015, became first Seahawks QB to lead the NFL in passer rating (110.1). Set club single-season records for passing yards (4,024), TDs (34) and completion percentage (.681). Became first player in NFL history to pass for more than 4,000 yards, rush for more than 500 yards and have 30 or more TDs. Was selected to his fourth consecutive Pro Bowl in as many years in the league.
- Started all 16 games in 2014, completing 285 of 452 passes (63.1%) for a career-high 3,475 yards, a passer rating of 95.0, 20 touchdowns and a career-low seven interceptions. Also set career-high in rushes (118), rushing yards (849) and rushing touchdowns (six).
- Became the third youngest quarterback in NFL history to win the Super Bowl, leading the team to a 43-8 win over the Denver Broncos in Super Bowl XLVIII, completing 18 of 25 (72.0%) passes for 206 yards, two TDs and a 123.1 passer rating.
- Started all 16 games in his second season, completing 257 of 407 passes (63.1%) with career highs in yards (3,357) and passer rating (101.2), tying a career high with 26 touchdowns, and a career-low nine interceptions. Added one rushing touchdown while setting career-highs with 96 rushes for 539 yards.
- Tied Peyton Manning's 1998 record for most TD passes by a rookie (26). Became the first rookie in NFL history to lead his team to an

undefeated home record. Set a club record with a 100.0 passer rating - second-best ever by a rookie and 64.1 completion percentage was third all time.

- Set an all-time NFL record for a rookie at Miami with 16 consecutive completions. That game also marked his third-consecutive game with a 125.0 or better passer rating, also a record for a rookie. Became the first player in NFL history to record three rushing TDs and pass for a TD in the first half of a game (at Buffalo 12/16). Set franchise record for most rushing yards in a season by a QB (489), most rushing yards in a game (92) and most rushing TDs in a game (3) by a QB at Buffalo.

- Started all 16 games as a rookie, completing 252 of 393 passes (64.1%) for 3,118 yards and 26 TDs and a 100.0 passer rating. Also ran 94 times for 489 yards with 4 TDs.

HONORS: 2015, Pro Bowl, NFC Offensive Player of the Week vs. Steelers (11/29/15); 2014, Pro Bowl, NFC Offensive Player of the Week at Redskins (10/6/14); NFC Offensive Player of the Week at Cardinals (12/21/14); 2013, NFC Pro Bowl; NFC Offensive Player of the Week vs. Saints (12/2/13); 2012, NFC Pro Bowl; Pepsi Max NFL Rookie of the Year; Sports Illustrated Offensive Rookie of the Year.

COLLEGE: Wilson started 50 consecutive games, throwing 379 consecutive passes without an interception to establish an NCAA Football Bowl Sub-division record. Completed 907 of 1,489 passes (60.9%) for 11,720 yards, 109 touchdowns and 29 interceptions. Rushed 441 times for 1,421 yards (3.2 avg.) and 23 touchdowns, becoming the fifth player in the NCAA FBS ranks to rush for over 1,000 yards and throw for over 5,000 yards in a career. During his 36-game career at North Carolina State, Wilson connected on 682 of 1,180 passes (57.8%) for 8,545 yards, 76 touchdowns and 25 interceptions, as he piled up 9,628 yards in total offense and was responsible for 93 touchdowns, in addition to rushing 362 times for 1,083 yards (2.9 avg.) and 17 scores. Finished his Wolfpack career ranking second in school annals for pass attempts and touchdown passes, and third for pass completions, pass completion percentage and yards in total offense. His eight 300-yard passing games in 2010 rank second on the

NC State season-record chart, while his total of 12 300-yard efforts for the Wolfpack rank second on the career list. Set NC State season-records with 308 pass completions in 2009, ranking second with 527 pass attempts, 3,563 yards passing and 3,998 yards in total offense in 2010, along with 31 touchdown tosses in 2009. His 28 touchdown throws in 2010 rank third and his 3,287 yards in total offense in 2009 rank fourth on the State annual record chart. His five touchdown passes vs. Florida State in 2009 tied the Wolfpack single-game record. In just one season at Wisconsin, Wilson connected on 225 of 309 passes (72.8%) for 3,175 yards, 33 touchdowns and only four interceptions, adding 79 carries for 338 yards (4.2 avg.) and six scores, compiling an NCAA record 191.7 pass efficiency rating and gaining 3,513 yards in total offense, along with being responsible for 39 touchdowns.

PERSONAL: Attended Collegiate High in Richmond, playing football and baseball. Earned all-state, all-region and all-district honors, in addition to being named the 2005 *Richmond Times-Dispatch* Player of the Year as a junior.

That season, Wilson threw for 3,287 yards and 40 touchdowns while rushing for another 634 yards and 15 scores. The Cougars won the state title, as the team compiled a perfect 11-0 record. In 2006, was featured in *Sports Illustrated's* "Faces in the Crowd" for his state title game performance after completing 21-37 passes for 291 yards and two touchdowns while rushing 30 times for 223 yards and three more scores in a 38-17 win. Passed for 3,009 yards, 34 touchdowns and just seven interceptions as a senior. Also rushed for 1,132 yards, adding 18 more scores while again earning all-state, all-conference and conference player of the year accolades. On the baseball diamond, the shortstop batted .467 as a senior, enticing the Colorado Rockies to begin following him to North Carolina State and drafting him in the fourth round of the 2010 major league baseball draft. Communications major. His father, the late Harrison Wilson, III, played football and baseball at Dartmouth and was on the San Diego Chargers preseason squad. His older brother, Harrison, IV, played football and baseball at Richmond.

WINNING WAYS

MOST REGULAR SEASON WINS AMONG QB'S - FIRST FOUR SEASONS

Player	Team	No.
Russell Wilson	Seattle	46
Joe Flacco	Baltimore	44
Matt Ryan	Atlanta	43
Dan Marino	Miami	41
Andy Dalton	Cincinnati	40

MOST TD PASSES THROUGH FIRST FOUR SEASONS

Player	Team	No.
Dan Marino	Miami	142
Peyton Manning	Indianapolis	111
Russell Wilson	Seattle	106
Andrew Luck	Indianapolis	101
Andy Dalton	Cincinnati	99
Kurt Warner	St. Louis	98

4TH-QUARTER WINS (BEHIND OR TIED ENTERING 4TH QUARTER)

Date	Opp	Situation	Result	Play/Drive & Time Remaining
09/24/12	GB	Behind 12-7	Won 14-12	24 yd TD pass as time expired
10/14/12	NE	Behind 23-17	Won 24-23	46 yd TD pass @ 1:18
12/02/12	at Chi	Behind 14-10		14 yd TD pass @ :24
		Tied 17-17	Won 23-17 (ot)	13 yd TD pass @ 7:33 in OT
12/30/12	StL	Tied 13-13	Won 20-13	1 yd TD run @ 1:39
01/06/13*	at Wash	Behind 14-13	Won 24-14	TD drive @ 7:08
09/08/13	at Car	Behind 7-6	Won 12-7	43 yd TD pass at 10:13
09/29/13	at Hou	Behind 20-6	Won 23-20 (ot)	45 yd FG @ 3:19 in OT
10/13/13	Tenn	Tied 10-10	Won 20-13	Lynch 3-yd TD run @ 7:33
11/03/13	TB	Behind 24-14	Won 27-24 (ot)	27 yd FG @ 8:11 in OT
01/19/14*	SF	Behind 17-13	Won 23-17	35-yd TD pass @ 13:44
09/21/14	Den	Tied 20-20	Won 26-20 (ot)	TD drive @ 9:14 in OT
10/26/14	at Car	Behind 9-6	Won 13-9	23-yd TD pass @ 0:47
11/09/14	NYG	Tied 17-17	Won 38-17	TD drive @ 12:47
12/28/14	StL	Tied 6-6	Won 20-6	TD drive @ 12:07
01/18/15*	GB	Tied 22-22	Won 28-22	35-yd TD pass @ 11:41 in OT
11/01/15	at Dal	Behind 12-10	Won 13-12	24-yard FG drive @ 1:04
11/29/15	Pitt	Behind 27-26	Won 39-30	30-yd TD pass @ 8:12
01/10/16*	at Minn	Behind 9-0	Won 10-9	46-yd FG drive @ 8:04

*Playoffs

WILSON'S NFL RECORD

PASSING

Year	Club	G/S	Att	Comp	Yds	Pct	TD	Int	LG	Sacked	Rate
2012	Seattle	16/16	393	252	3,118	64.1	26	10	67	33/203	100.0
2013	Seattle	16/16	407	257	3,357	63.1	26	9	80t	44/272	101.2
2014	Seattle	16/16	452	285	3,475	63.1	20	7	80t	42/242	95.0
2015	Seattle	16/16	483	329	4,024	68.1	34	8	80t	45/265	110.1
NFL TOTALS		64/64	1,735	1,123	13,974	64.7	106	34	80t	164/982	101.8

RUSHING

Year	Club	G/S	Att	Yds	Avg	LG	TD
2012	Seattle	16/16	94	489	5.2	25t	4
2013	Seattle	16/16	96	539	5.6	27	1
2014	Seattle	16/16	118	849	7.2	55	6
2015	Seattle	16/16	103	553	5.4	24	1
NFL TOTALS		64/64	411	2,430	5.9	55	12

POSTSEASON

PASSING

Year	Club	G/S	Att	Comp	Yds	Pct	TD	Int	LG	Sacked	Rate
2012	Seattle	2/2	62	39	572	62.9	3	1	34	7/48	101.0
2013	Seattle	3/3	68	43	524	63.2	3	0	51	7/22	101.6
2014	Seattle	3/3	72	41	724	56.9	6	5	63t	10/58	81.9
2015	Seattle	2/2	74	44	508	59.5	4	3	35	7/54	81.4
NFL TOTALS		10/10	276	167	2,328	60.5	16	9	63t	31/182	93.4

RUSHING

Year	Club	G/S	Att	Yds	Avg	LG	TD
2012	Seattle	2/2	15	127	8.5	17	1
2013	Seattle	3/3	11	42	3.8	16	0
2014	Seattle	3/3	17	86	5.1	17	1
2015	Seattle	2/2	8	53	6.6	14	0
NFL TOTALS		10/10	51	308	6.0	28	2

SINGLE-GAME HIGHS

Attempts:	41, 2 Times, Last vs. St. Louis	(12/27/15)
Completions:	32 at St. Louis	(9/13/15)
Completion %:*	82.8 vs. San Francisco (24/29)	(11/22/15)
Yards:	345 vs. Pittsburgh	(11/29/15)
Longest, No TD:	67 vs. Arizona	(12/9/12) to Anthony McCoy
Longest TD:	80t, 3 Times, Last vs. Pittsburgh	(11/29/15) to Doug Baldwin
Most TDs:	5, 2 Times, Last at Baltimore	(12/13/15)
Highest Pass Rating (Home):	151.4 vs. Minnesota	(11/17/13)
Highest Pass Rating (Away):	146.0 at Minnesota	(12/6/15)
Interceptions:	3 at St. Louis	(9/30/12)
Rushes:	14 vs. N.Y. Giants	(10/6/13)
Rushing Yds.:	122** at Washington	(10/6/13)
Longest Rush:	55**, at Arizona	(12/21/14)
Rushing TD:	3 at Buffalo	(12/16/12)
*Min. 20 attempts	**Club record by QB	

WILSON'S GAME-BY-GAME

VETERANS

2012

PASSING

Date	Opponent	P/S	Att	Com	Yds	Pct	TD	Int	LG	Sacked	W/L	Rating
09/09	at Arizona	(S)	34	18	153	52.9	1	1	27	3/14	L	62.5
09/16	Dallas	(S)	20	15	151	75.0	1	0	22t	2/18	W	112.7
09/24	Green Bay	(S)	21	10	130	47.6	2	0	41t	1/19	W	99.3
09/30	at St. Louis	(S)	25	17	160	68.0	0	3	17	2/20	L	45.8
10/07	at Carolina	(S)	25	19	221	76.0	1	2	30	2/9	W	82.3
10/14	New England	(S)	27	16	293	59.3	3	0	51	2/10	W	133.7
10/18	at San Francisco	(S)	23	9	122	39.1	0	1	36	2/7	L	38.7
10/28	at Detroit	(S)	35	25	236	71.4	2	1	19	0/0	L	96.8
11/04	Minnesota	(S)	24	16	173	66.7	3	0	23	1/8	W	127.3
11/11	N.Y. Jets	(S)	19	12	188	63.2	2	0	38t	4/22	W	131.0
11/25	at Miami	(S)	27	21	224	77.8	2	0	32	2/8	L	125.9
12/02	at Chicago	(S)	37	23	293	62.2	2	0	49	2/0	W	104.9
12/09	Arizona	(S)	13	7	148	53.8	1	1	67	1/7	W	88.0
12/16	at Buffalo	(S)	23	14	205	60.9	1	0	44	2/9	W	104.4
12/23	San Francisco	(S)	21	15	171	71.4	4	1	43	1/1	W	115.3
12/30	St. Louis	(S)	19	15	250	78.9	1	0	49	6/41	W	136.3
TOTALS		(16/16)	393	252	3,118	64.1	26	10	67	33/203	11-5	100.0
01/06/13	at Washington	(S)	26	15	187	57.7	1	0	33	5/31	W	92.9
01/13/13	at Atlanta	(S)	36	24	385	66.7	2	1	34	2/17	L	109.1
PLAYOFF TOTALS		(2/2)	62	39	572	62.9	3	1	34	7/48	1-1	101.0



2012

RUSHING

Date	Opponent	P/S	Att	Yds	Avg	LG	TD
09/09	at Arizona	(S)	8	20	2.5	5	0
09/16	Dallas	(S)	4	28	7.0	14	0
09/24	Green Bay	(S)	3	18	6.0	12	0
09/30	at St. Louis	(S)	7	14	2.0	8	0
10/07	at Carolina	(S)	5	12	2.4	9	0
10/14	New England	(S)	5	17	3.4	9	0
10/18	at San Francisco	(S)	3	10	3.3	9	0
10/28	at Detroit	(S)	1	9	9.0	9	0
11/04	Minnesota	(S)	9	27	3.0	13	0
11/11	N.Y. Jets	(S)	7	34	4.9	18	0
11/25	at Miami	(S)	5	38	7.6	20	0
12/02	at Chicago	(S)	9	71	7.9	13	0
12/09	Arizona	(S)	3	12	4.0	6	0
12/16	at Buffalo	(S)	9	92	10.2	25t	3
12/23	San Francisco	(S)	6	29	4.8	9	0
12/30	St. Louis	(S)	10	58	5.8	15	1
TOTALS		(16/16)	94	489	5.2	25t	4
01/06/13	at Washington	(S)	8	67	8.4	28	0
01/13/13	at Atlanta	(S)	7	60	8.6	17	1
PLAYOFF TOTALS		(2/2)	15	127	8.5	28	1

WILSON

WILSON'S GAME-BY-GAME

2013

PASSING

Date	Opponent	P/S	Att	Com	Yds	Pct	TD	Int	LG	Sacked	W/L	Rating
09/08	at Carolina	(S)	33	25	320	75.8	1	0	43t	2/20	W	115.7
09/15	San Francisco	(S)	19	8	142	42.1	1	1	51	4/24	W	63.9
09/22	Jacksonville	(S)	21	14	202	66.7	4	1	30	2/8	W	117.5
09/29	at Houston	(S)	23	12	123	52.2	0	1	24	5/32	W	49.7
10/06	at Indianapolis	(S)	31	15	210	48.4	2	1	28t	2/5	L	78.7
10/13	Tennessee	(S)	31	23	257	74.2	0	0	55	2/4	W	98.5
10/17	at Arizona	(S)	29	18	235	62.1	3	0	32	3/26	W	122.1
10/28	at St. Louis	(S)	18	10	139	55.6	2	0	80t	7/48	W	117.6
11/03	Tampa Bay	(S)	26	19	217	73.1	2	2	28	0/0	W	91.3
11/10	at Atlanta	(S)	26	19	287	73.1	2	0	46	1/8	W	134.6
11/17	Minnesota	(S)	18	13	230	72.2	2	0	44	1/6	W	151.4
12/02	New Orleans	(S)	30	22	310	73.3	3	0	60	1/8	W	139.6
12/08	at San Francisco	(S)	25	15	199	60.0	1	1	39t	2/21	L	81.9
12/15	at NY Giants	(S)	27	18	206	66.7	1	1	30	4/29	W	86.3
12/22	Arizona	(S)	27	11	108	40.7	1	1	28	4/19	L	49.6
12/29	St. Louis	(S)	23	15	172	65.2	1	0	47t	4/14	W	102.1
TOTALS		(16/16)	407	257	3,357	63.1	26	9	80t	44/272	13-3	101.2
CAREER TOTALS		(32/32)	800	509	6,475	63.6	52	19	80t	74/475	24-8	102.9
01/11	New Orleans	(S)	18	9	103	50.0	0	0	25	3/0	W	67.6
01/19	San Francisco	(S)	25	16	215	64.0	1	0	51	4/22	W	104.6
02/02	Denver	(S)	25	18	206	72.0	2	0	37	0/0	W	123.1
PLAYOFF TOTALS		(3/3)	68	43	524	63.2	3	0	51	7/22	3-0	101.6
CAREER PLAYOFF TOTALS(5/5)			130	82	1,096	63.1	6	1	51	14/70	4-1	102.0

W/L record reflects games started only

2013

RUSHING

Date	Opponent	P/S	Att	Yds	Avg	LG	TD
09/08	at Carolina	(S)	5	7	1.4	7	0
09/15	San Francisco	(S)	10	33	3.3	11	0
09/22	Jacksonville	(S)	2	14	7.0	10	0
09/29	at Houston	(S)	10	77	7.7	25	0
10/06	at Indianapolis	(S)	13	102	7.8	22	0
10/13	Tennessee	(S)	10	61	6.1	23	0
10/17	at Arizona	(S)	8	29	3.6	11	0
10/28	at St. Louis	(S)	3	16	5.3	17	0
11/03	Tampa Bay	(S)	6	36	6.0	16	1
11/10	at Atlanta	(S)	3	20	6.7	10	0
11/17	Minnesota	(S)	2	14	7.0	12	0
12/02	New Orleans	(S)	8	47	5.9	15	0
12/08	at San Francisco	(S)	1	2	2.0	2	0
12/15	at NY Giants	(S)	8	50	6.3	16	0
12/22	Arizona	(S)	2	32	16.0	27	0
12/29	St. Louis	(S)	5	-1	-0.2	8	0
TOTALS		(16/16)	96	539	5.6	27	1
CAREER TOTALS		(32/32)	190	1,028	5.4	27	5
01/11	New Orleans	(S)	3	16	5.3	8	0
01/19	San Francisco	(S)	5	0	0.0	3	0
02/02	Denver	(S)	3	26	8.7	16	0
PLAYOFF TOTALS		(3/3)	11	42	3.8	16	0
CAREER PLAYOFF TOTALS(5/5)			26	169	6.5	28	1



WILSON'S GAME-BY-GAME

VETERANS

WILSON

2014

PASSING

Date	Opponent	P/S	Att	Com	Yds	Pct	TD	Int	LG	Sacked	W/L	Rating
09/04	Green Bay	(S)	28	19	191	67.9	2	0	33t	1/0	W	110.9
09/14	at San Diego	(S)	25	17	202	68.0	2	0	32	2/22	L	119.1
09/21	Denver	(S)	34	24	258	70.6	2	1	39t	3/20	W	99.9
10/06	at Washington	(S)	24	18	201	75.0	2	0	36	3/23	W	127.3
10/12	Dallas	(S)	28	14	126	50.0	0	1	53	2/0	L	47.6
10/19	at St. Louis	(S)	36	23	313	63.9	2	0	49	3/21	L	110.1
10/26	at Carolina	(S)	32	20	199	62.5	1	1	23t	1/8	W	77.5
11/02	Oakland	(S)	35	17	179	48.6	0	0	39	1/2	W	63.9
11/09	NY Giants	(S)	17	10	172	58.8	0	2	60	2/12	W	53.7
11/16	at Kansas City	(S)	32	20	178	62.5	2	0	27	2/10	L	98.2
11/23	Arizona	(S)	22	17	211	77.3	1	0	48	7/42	W	121.6
11/27	at San Francisco	(S)	22	15	236	68.2	1	0	63	4/14	W	118.8
12/07	at Philadelphia	(S)	37	22	263	59.5	2	0	25	2/11	W	99.3
12/14	San Francisco	(S)	24	12	168	50.0	1	1	47	5/30	W	69.4
12/21	at Arizona	(S)	31	20	339	64.5	2	0	80t	1/10	W	122.9
12/28	St. Louis	(S)	25	17	239	68.0	0	1	38	3/17	W	81.9
TOTALS		(16/16)	452	285	3,475	63.1	20	7	80t	42/242	12-4	95.0
01/10	Carolina	(S)	22	15	268	68.2	3	0	63t	2/20	W	149.2
01/18	Green Bay	(S)	29	14	209	48.3	1	4	35t	5/25	W	44.3
02/01	New England	(S)	21	12	247	57.1	2	1	45	3/13	L	110.6
TOTALS		(3/3)	72	41	724	56.9	6	5	63t	10/58	2-1	81.9

2014

RUSHING

Date	Opponent	P/S	Att	Yds	Avg	LG	TD
09/04	Green Bay	(S)	7	29	4.1	13	0
09/14	at San Diego	(S)	2	18	9.0	13	0
09/21	Denver	(S)	9	40	4.4	9	0
10/06	at Washington	(S)	11	122*	11.1	29	1
10/12	Dallas	(S)	2	12	6.0	9t	1
10/19	at St. Louis	(S)	7	106	15.1	52	1
10/26	at Carolina	(S)	6	35	5.8	15	0
11/02	Oakland	(S)	8	31	3.9	19	0
11/09	NY Giants	(S)	14	107	7.6	26	1
11/16	at Kansas City	(S)	8	71	8.9	14	0
11/23	Arizona	(S)	10	73	7.3	40	0
11/27	at San Francisco	(S)	7	35	5.0	12	0
12/07	at Philadelphia	(S)	10	48	4.8	26t	1
12/14	San Francisco	(S)	5	27	5.4	19	0
12/21	at Arizona	(S)	6	88	14.7	55*	1
12/29	St. Louis	(S)	6	7	1.2	6	0
TOTALS		(16/16)	118	849	7.2	55	6
01/10	Carolina	(S)	7	22	3.1	14	0
01/18	Green Bay	(S)	7	25	3.6	15	1
02/01	New England	(S)	3	39	13.0	17	0
TOTALS		(3/3)	17	86	5.1	17	1

*Club record by QB



WILSON'S GAME-BY-GAME

2015

PASSING

Date	Opponent	P/S	Att	Com	Yds	Pct	TD	Int	LG	Sacked	W/L	Rating
09/13	at St. Louis	(S)	41	32	251	78.0	1	1	23	6/32	L	90.1
09/20	at Green Bay	(S)	30	19	206	63.3	2	1	32	2/1	L	91.8
09/27	Chicago	(S)	30	20	235	66.7	1	0	30t	4/23	W	101.4
10/05	Detroit	(S)	26	20	287	76.9	1	0	50	6/52	W	125.0
10/11	at Cincinnati	(S)	23	15	213	65.2	1	1	46	4/16	L	91.4
10/18	Carolina	(S)	30	18	241	60.0	1	0	45	4/22	L	96.7
10/22	at San Francisco	(S)	24	18	235	75.0	1	2	43t	5/23	W	84.5
11/01	at Dallas	(S)	30	19	210	63.3	1	1	22t	0/0	W	81.3
11/15	Arizona	(S)	32	14	240	43.8	1	1	40	2/12	L	67.2
11/22	San Francisco	(S)	29	24	260	82.8	3	0	31t	2/7	W	138.6
11/29	Pittsburgh	(S)	30	21	345	70.0	5	0	80t	2/9	W	147.9
12/06	at Minnesota	(S)	27	21	274	77.8	3	0	53t	1/8	W	146.0
12/13	at Baltimore	(S)	32	23	292	71.9	5	0	49t	0/0	W	139.6
12/20	Cleveland	(S)	30	21	249	70.0	3	0	39	2/8	W	128.3
12/27	St. Louis	(S)	41	25	289	61.0	2	1	28	4/36	L	88.4
01/03	at Arizona	(S)	28	19	197	67.9	3	0	36	1/16	W	123.7
TOTALS		(16/16)	483	329	4,024	68.1	34	8	80t	45/265	10-6	110.1
01/10	at Minnesota	(S)	26	13	142	50.0	1	1	35	2/13	W	63.3
01/17	at Carolina	(S)	48	31	366	64.6	3	2	33t	5/41	L	91.1
PLAYOFF TOTALS		(2/2)	74	44	508	59.5	4	3	35	7/54	1-1	81.4

W/L record reflects games started only


2015

RUSHING

Date	Opponent	P/S	Att	Yds	Avg	LG	TD
09/13	at St. Louis	(S)	8	31	3.9	10	0
09/20	at Green Bay	(S)	10	78	7.8	17	0
09/27	Chicago	(S)	6	28	4.7	13	0
10/05	Detroit	(S)	10	40	4.0	15	0
10/11	at Cincinnati	(S)	3	21	7.0	9	0
10/18	Carolina	(S)	8	53	6.6	24	0
10/22	at San Francisco	(S)	7	20	2.9	9	0
11/01	at Dallas	(S)	6	32	5.3	10	0
11/15	Arizona	(S)	6	52	8.7	20	0
11/22	San Francisco	(S)	9	30	3.3	8	0
11/29	Pittsburgh	(S)	4	14	3.5	10	0
12/06	at Minnesota	(S)	9	51	5.7	14	1
12/13	at Baltimore	(S)	1	6	6.0	6	0
12/20	Cleveland	(S)	5	46	9.2	16	0
12/27	St. Louis	(S)	6	38	6.5	21	0
01/03	at Arizona	(S)	5	13	2.6	9	0
TOTALS		(16/16)	103	553	5.4	24	1
01/10	at Minnesota	(S)	5	21	4.2	11	0
01/17	at Carolina	(S)	3	32	10.7	14	0
PLAYOFF TOTALS		(2/2)	8	53	6.6	14	0

*Club record by QB





50

K.J. WRIGHT

LINEBACKER

Height	6-4
Weight	246
College	Mississippi State
Seasons	NFL 6th, Seahawks 6th
Born	July 23, 1989
Hometown	Olive Branch, Miss.

NFL TRANSACTIONS:

04/30/11: Drafted by Seattle (4th round, 99th)
 12/18/14: Signed multi-year contract extension with Seattle

NFL CAREER HIGHLIGHTS:

- Started all 16 games in 2015 and set a career high in tackles (116), which led the team for the second consecutive season. Also recorded a sack and three passes defended, four forced fumbles and two fumble recoveries, returning one for a 22-yard touchdown at Dallas (11/1).
- Started all 16 games in 2014 and led the team in tackles with a career-high 107 (74 solo). Also recorded 2.0 sacks, four passes defended, two forced fumbles and a fumble recovery.
- Started all three postseason games, recording 23 tackles (16 solo) with 11 tackles (10 solo) coming vs. New England in Super Bowl XLIX.
- Moved to weakside linebacker and started 13 of 13 games in 2013 played, missing the last three games with a broken foot suffered at San Francisco (12/8). Missed the Divisional Playoff Game vs. New Orleans but returned to play in both the NFC Championship and Super Bowl XLVIII.
- Despite missing three games, ranked fourth on team with 80 tackles (46 solo) in the 2013 regular season. Also recorded 1.5 sacks, four passes defended and a fumble recovery.
- Played in two postseason games, starting Super Bowl XLVIII. Recorded 8 tackles (5 solo) in the postseason with seven tackles (5 solo) coming in SBXLVIII.
- Started all 15 games played in his second season, sitting vs. NYJ (11/11) after sustaining

a concussion the week prior (vs. Minn, 11/4). Also started both playoff games.

- Ranked second on the team with 96 tackles (66 solo) in 2012 and also recorded a sack, an interception and a forced fumble.
- His emergence during rookie season led to team trading Aaron Curry to Oakland on October 13, 2011.
- Started 12 of 16 games played and recorded 61 tackles (46 solo) and 2.0 sacks in 2011. Posted a career-high eight tackles in back-to-back games (vs. St. Louis, 12/12/11 and at Chicago, 12/18/11).

COLLEGE: Started 35 of 47 games at Mississippi State (22 at strong-side outside linebacker and 13 at weak-side linebacker). Finished career with 259 tackles (131 solo), including nine sacks for minus 60 yards, 23.5 stops for loss totaling 104 yards and 11 quarterback pressures. Forced and recovered three fumbles and had 14 passes defended.

PERSONAL: Attended Olive Branch (Miss.) High School. Regarded as the nation's 45th best strong-side outside linebacker. Selected to play in the Mississippi/Alabama All-Star Classic. Named first-team, all-state on the defensive line by the *Clarion-Ledger* in all classifications following his senior season. Also earned first-team, all-state mention by the Mississippi Association of Coaches at outside linebacker in Class 5A. Recorded 91 total tackles, 13 sacks and an interception. Helped Olive Branch to a 12-2 overall record as a senior. Also a standout for an undefeated basketball team as a senior. Born Kenneth Bernard Wright Jr. in Memphis, Tenn.

WRIGHT'S SINGLE-GAME HIGHS

Tackles: 13, vs. Oakland (11/2/14)
Interceptions: 1, at Buffalo (12/16/12)

Sacks: 1.0, 7 Times, Last vs. Arizona (11/15/15)

Forced Fumbles: 1, 8 Times, Last vs. StL (12/27/15)
Fumble Recoveries: 1, 5 Times, Last vs. Arizona (11/15/15)

Touchdowns: 1, FR at Dallas (11/1/15)

ADDITIONAL STATS

Special Teams Tackles: 2011 (4), 2012 (3); **Career:** (7). **Postseason:** 2013 (1), 2014 (1); **Career:** (2).

WRIGHT'S NFL RECORD

Club	G/S	Tackles			Sacks		Interceptions								
		Tkl	So	Ast	QB	Yds	No	Yds	Avg	LG	TD	PD	FF	FR	Yds
2011 Seattle	16/12	61	46	15	2.0	9.0	0	0	0.0	0	0	2	1	1	30
2012 Seattle	15/15	96	66	30	1.0	13.0	1	24	24.0	24	0	5	1	0	0
2013 Seattle	13/13	80	46	34	1.5	4.5	0	0	0.0	0	0	4	0	1	0
2014 Seattle	16/16	107	74	33	2.0	8.0	0	0	0	0	0	4	2	1	0
2015 Seattle	16/16	116	71	45	1.0	11.0	0	0	0	0	0	3	4	2	4
NFL TOTALS	76/72	460	303	157	7.5	45.5	1	24	24.0	24	0	18	8	5	34

POSTSEASON

Club	G/S	Tackles			Sacks		Interceptions								
		Tkl	So	Ast	QB	Yds	No	Yds	Avg	LG	TD	PD	FF	FR	Yds
2012 Seattle	2/2	16	8	8	0.0	0.0	0	0	0.0	0	0	2	0	0	0
2013 Seattle	2/1	8	5	3	0.0	0.0	0	0	0.0	0	0	0	0	0	0
2014 Seattle	3/3	23	16	7	0.0	0.0	0	0	0.0	0	0	1	0	0	0
2015 Seattle	2/2	21	11	10	0.5	3.0	0	0	0.0	0	0	0	0	0	0
NFL TOTALS	9/8	68	40	28	0.5	3.0	0	0	0.0	0	0	3	0	0	0





2016 DRAFT CHOICES

Rd	Pick	Overall	Pos	Player	College
1	31	31	G/T	Germain Ifedi	Texas A&M
2	18	49	DT	Jarran Reed	Alabama
3	27	90	RB	C.J. Prosise	Notre Dame
3	31	94	TE	Nick Vannett	Ohio State
3	34	97	G	Rees Odhiambo	Boise State
5	8	147	DT	Quinton Jefferson	Maryland
5	34	171	RB	Alex Collins	Arkansas
6	40	215	C	Joey Hunt	TCU
7	22	243	WR	Kenny Lawler	California
7	26	247	RB	Zac Brooks	Clemson





76

GERMAIN IFEDI

GUARD/TACKLE

Height	6-5
Weight	325
College	Texas A&M
NFL Seasons	Rookie
Born	June 2, 1994
Hometown	Houston, Texas
Pronunciation	Jermaine iff-FED-ee

HOW ACQUIRED: Selected with the 31st pick in the first round (31st overall) in the 2016 NFL Draft.

COLLEGE: Three-year starter after redshirting in 2012. Started all 37 games he appeared in during his college career, missing two games in his red-shirt sophomore season due to a sprained knee. Voted a team captain his redshirt junior season and received second-team All-SEC mention from the league head coaches.

RS Junior: Voted a team captain. Started all 13 games at right tackle. Received second-team All-SEC mention from the league head coaches. Helped clear the way for an offense that gained an average of 424.7 total yards per game (169.1 rushing and 255.6 passing). The 2015 offense was the seventh group in school history to gain more than 5,000 total yards, 3,000 passing yards and 2,000 rushing yards in the same season. Member of the preseason watch list for the Outland Trophy.

RS Sophomore: Started 11 games, all at right tackle for the Aggies. Missed two games (Auburn and Missouri) due to a sprained knee suffered against ULM. Provided protection for the SEC's top passing attack, which led the conference in passing yards and touchdowns. Team ranked No. 5 in scoring and No. 5 in total offense. Aggies allowed just 27 sacks (2.1 per game), while attempting 514 passes (39.5 per game).


RS Freshman: Started all 13 games on the offensive line. Named to the Sporting News Freshman All-America team. Blocked for an Aggie offense that was one of only three teams to rank in the top 10 nationally in scoring, passing and total offense. Offense additionally ranked first in the nation in first downs offense and in the top 25 nationally in completion percentage, 3rd down conversion percentage, 4th down conversion percentage and team passing efficiency. Blocked for 2012 Heisman Trophy winner and

2013 finalist Johnny Manziel, allowing him to attain a 69 percent completion rate, pass for 4,114 yards and 37 touchdowns and lead the team in rushing yards with 759.

Freshman: Redshirted in 2012.

PERSONAL: Coached by Mark Byrd at Houston Westside HS. First-team All-Greater Houston by the Houston Chronicle in 2011. Earned second-team All-State honors by the Associated Press and first-team All-District 20-5A honors. Recorded 96 pancakes as a senior, and also blocked a kick. ESPN rated him as a 4-star recruit and the No. 26 guard prospect. Rated as a 4-star recruit and the No. 15 guard nationally by Scout.com. SuperPrep ranked him as the No. 102 player in Texas and the No. 20 offensive lineman in Texas. Ranked No. 22 on the Austin American-Statesman's Texas Fab 55. Chose A&M over offers from Arkansas, Arizona, Missouri, Oklahoma State, and Mississippi State. Germain Ifedi is the son of Victoria Ifedi of Houston, Texas. Born June 2, 1994. Construction science major.





93

JARRAN REED

DEFENSIVE TACKLE

Height	6-3
Weight	311
College	Alabama
NFL Seasons	Rookie
Born	December 16, 1992
Hometown	Goldsboro, N.C.
Pronunciation	JARE-inn

HOW ACQUIRED: Drafted with the 18th pick in the second round (49th overall) of the 2016 NFL Draft. Seattle traded its second-round (No. 56) and fourth-round (No. 124) picks to Chicago to move up in the second round to select Reed. Third-highest player drafted out of Alabama in club history.

COLLEGE: Chose to return for his senior season after an outstanding junior campaign. A junior college transfer who arrived in January of 2014 and bolstered the Alabama defensive front. Made 28 career starts in Tuscaloosa, playing in 29 career games. In his two seasons, recorded 112 tackles (49 solo), 2.0 sacks, 11 TFLs, one fumble recovery and seven passes defended. Came to Alabama as one of the top junior college defensive linemen in the country after spending two seasons at East Mississippi Community College.

Senior: The backbone of the Crimson Tide's run-stuffing defensive front. Selected as a second team All-SEC honoree by the Associated Press. Made 28 career starts in Tuscaloosa, including all 15 games in 2015. Fourth on the team in tackles with 57 total, including 56 rushing stops. Had 4.5 tackles for a loss (-8 yards), including one sack (-3 yards), two pass breakups, eight quarterback hurries and one fumble recovery. Earned defensive player of the week honors from the UA coaching staff for his efforts against Wisconsin, Middle Tennessee, Ole Miss, ULM, Arkansas and Tennessee.


Junior: Earned All-SEC honorable mention from the Associated Press. Played in all 14 games with 13 starts. Finished with 55 tackles, 6.5 tackles for loss (-14 yards), one sack (-1 yard) and five pass breakups. Had the most tackles by a defensive lineman since Wallace Gilberry in 2007. Had 23 combined tackles against LSU and Mississippi State after 20 stops in the first eight contests. Earned Alabama Defensive Player of the Week honors following the Florida game.

Junior College: Arrived at Alabama as one of the top junior college defensive linemen in the country, after starring at East Mississippi Community College. Earned NJCAA All-Region honors in 2013 while helping EMCC win the NJCAA national championship. Finished sixth on the 2013 EMCC team with 66 total stops, including 41 solo tackles. Added 5.5 tackles for loss (12

yards) and 3.5 sacks (7 yards). Broke up two passes and recovered one fumble. 247Sports tabbed him a four-star prospect and the No. 12 junior college player in the nation. 247Sports also ranked him as the No. 3 JUCO defensive tackle and third-best junior college player in the state of Mississippi. Ranked as the No. 2 defensive tackle in the 247Sports Junior College Composite, No. 13 overall and No. 4 in Mississippi junior college ranks. No. 27 in the Rivals JUCO Top 100. Ranked 28th in the ESPN JC50 and the outlet's No. 7 defensive tackle. A 2014 PrepStar JUCO All-American. As a freshman at EMCC, recorded 35 tackles with 20 solo stops, five tackles for loss, one fumble recovery and one sack while playing for head coach Buddy Stephens.

PERSONAL: Spent the 2011 season at Hargrave Military Academy after graduating from Goldsboro High School. As a senior at Goldsboro in 2010, recorded 118 tackles with four sacks while causing a fumble, recovering a fumble and blocking a kick. Chose Alabama over Tennessee, Florida, Mississippi State, Arkansas, Ole Miss, Nebraska and Kentucky.





22

C.J. PROSISE

RUNNING BACK

Height	6-1
Weight	220
College	Notre Dame
NFL Seasons	Rookie
Born	May 20, 1994
Hometown	Petersburg, Va.
Pronunciation	PRO-sise

HOW ACQUIRED: Selected with the first of three third-round choices (90th overall) in the 2016 NFL Draft. Ninth player drafted out of Notre Dame in club history (Last: Golden Tate, 2010).

COLLEGE: Played in 37 games, starting nine games at receiver during his sophomore and junior seasons before making the switch to running back before his senior season, where he started nine games. In his one season at running back, led the team in carries (156), rushing yards (1,032), rushing TDs (11) and rushing yards per game (93.8).

Senior: Played in 11 games and started nine contests (Virginia, Georgia Tech, UMass, Clemson, Navy, USC, Temple, Pittsburgh and Boston College). Missed two games (Wake Forest and Stanford) and saw limited action in two others (Pittsburgh and Boston College) due to injury. Led the Irish in carries (156), rushing yards (1,032), rushing TDs (11) and rushing yards per game (93.8). 11th running back in school history to rush for 1,000 yards in a single season. Registered 50 offensive plays of at least 10 yards during the regular season --- only six players nationally averaged more than his 5.0 10-plus yard plays per game from scrimmage. Rushed for 100 or more yards in five games. Recorded three TDs of at least 56 yards. Ranked fifth on the team with 26 receptions and 308 receiving yards. Turned in his first-career 100-yard receiving game on Oct. 3 at Clemson, giving him a 100-yard performance of some type in six of Notre Dame's first seven games of the year.

Junior: Played in all 13 games and started six games at receiver (Syracuse, Stanford, North Carolina, Florida State, Navy and Northwestern). Led the Irish in total special teams tackles (11), kickoff return tackles (eight) and punt return tackles (three). Caught 29 passes for 516 yards and two TDs. Led all receivers with an average of 17.8 yards per catch. Fourth on the team in receiving yards and fifth in receptions. Added 126 yards rushing on 10 carries, including a 50-yard TD run in the 31-28 Music City Bowl victory over No. 22 LSU (Dec. 30).

Sophomore: Played in all 13 games both as a wide receiver and on special teams, starting at receiver in three games. Caught seven passes on the year for 72 yards. Also made four tackles. Had a career-best two receptions for a career-high 25 yards, including a career-long 20-yard grab, in the

29-16 victory over Rutgers in the 2013 New Era Pinstripe Bowl. Longest regular-season grab was a 16-yarder at Michigan (Sept. 7) on his first career reception.

Freshman: Did not see game action during the season.

PERSONAL: Earned first-team Virginia all-state honors in both 2011 and 2010 while playing receiver, safety and kick returner at Woodberry Forest School in Woodberry Forest, Virginia. Named Central Virginia defensive player of the year for 2011 by Charlottesville Daily Progress. First-team defensive back on all-Central Virginia squad. Listed as ninth-best player in Virginia and 24th defensive back nationally by SuperPrep. Prep League player of the year and first-team defensive back on RichmondTimes-Dispatch Prep League all-district team for 2011. Won the long jump and 55-meter dash at Virginia Independent Schools Athletic Association indoor state track and field championship in 2012. Placed second in 100-meter dash at VISAA state outdoor track meet as a junior and senior. Son of Calvin and Gina Prosis. Enrolled in Mendoza College of Business, majoring in management consulting.





81

NICK VANNETT

TIGHT END

Height	6-6
Weight	257
College	Ohio State
NFL Seasons	Rookie
Born	March 6, 1993
Hometown	Westerville, Ohio
Pronunciation	VAN-net

HOW ACQUIRED: Selected with the second of three third-round choices (94th overall) in the 2016 NFL Draft. Fifth player drafted out of Ohio State in club history (Last: Rob Sims, 2006).

COLLEGE: Played in 53 games for the Buckeyes and started 15 times, including 12 starts as a senior in 2015. He totaled 55 receptions for 585 yards (10.6 yards per catch) and six touchdowns over the course of his career. He finished his career ranking ninth all-time among Ohio State tight ends in receptions and tied for 10th in touchdown receptions.

RS Senior: Invited to the Reese's Senior Bowl and had an impressive week of practice and caught three passes during the game. Honorable mention All-Big Ten. Recorded 19 catches for 162 yards on the season. Invited to the Reese's Senior Bowl and had an impressive week of practice and caught three passes during the game.

RS Junior: Played in all 15 games and was in on over 600 plays. Was one of 10 Buckeyes with at least 10 receptions on the season with 19 for 220 yards and five touchdowns. Scored a touch-

down against Oregon in the national championship game and also scored one vs. Michigan. His score vs. the Ducks came late in the first quarter and gave Ohio State its first lead of the game. He had his first multi-touchdown day with two vs. Rutgers.


RS Sophomore: Played in 13 games and lined up on offense for 289 plays plus had an additional 80 snaps on special teams. Had eight catches for 80 yards. Caught his first collegiate touchdown pass against Purdue (8 yards). Had two receptions in games vs. Florida A&M (27 yards), Purdue (21 yards) and vs. Clemson in the Discover Orange Bowl (22 yards).

RS Freshman: After redshirting the 2011 season as a true freshman, Vannett earned considerable playing time at tight end during the Buckeyes' 2012 undefeated season. Awarded with his first varsity letter after playing in all 12 games. Started two games (vs. Alabama-Birmingham and Nebraska). Ranked fifth on the team with nine receptions and 123 receiving yards.

Freshman: Redshirted in 2011.

PERSONAL: Played his high school football at Central H.S. in Westerville, Ohio. He graduated from OSU in August 2015 with his degree in sport industry.





70

REES ODHIAMBO

GUARD

Height	6-4
Weight	315
College	Boise State
NFL Seasons	Rookie
Born	September 23, 1992
Hometown	Mansfield, Texas
Pronunciation	oh-dee-OHM-boh

HOW ACQUIRED: Drafted with the 34th pick of the third round (97th overall) in the 2016 NFL Draft. Fifth player drafted out of Boise St. in club history.

COLLEGE: Started 25 of 32 games during his career. Was on the Rotary Lombardi Award Preseason Watch List and the Outland Trophy Preseason Watch List in 2015. Earned All-Mountain West First Team (2015) and All-Mountain West Second Team (2014), in addition to being three-time Academic All-Mountain West (2012-14).

RS Senior: Named to the All-Mountain West First Team. Was a preseason candidate for the Rotary Lombardi Award and Outland Trophy. Started the first eight games of the season before suffering a season-ending injury against Wyoming (Oct. 24). Part of an offensive line of the Mountain West's top-scoring offense (39.1 ppg) and top-ranking total offense (501.3 ypg), each of which also ranked 15th in the FBS. Protected for the top passing offense in the Mountain West (309.9 ypg) and 16th-best in the country.

RS Junior: Named to All-Mountain West Second Team. Appeared in 10 games, making nine starts. Part of an offensive line for an offense that led the Mountain West in scoring (39.7 ppg) and is second in total offense (494.3 ypg) while ranking ninth and 14th nationally, respectively.


RS Sophomore: Started each of his eight games played. Missed five regular-season games due to injury. First-career start came against Washington (Aug. 31). Key contributor to an offense that ranked 15th-nationally in red zone offense (.897), 15th in first downs (327), 19th in scoring offense (37.5), 20th in total offense (476.0), 27th in passing offense (277.7) and 33rd in rushing offense (198.3). Named Fall 2013 Academic All-Mountain West.

RS Freshman: Appeared in six games during his debut season with the Broncos.

Freshman: Redshirted his freshman season (2011). Earned the team's Ultimate Goon Award, handed out by head strength coach Tim Socha.

PERSONAL: Earned two varsity letters playing for coach Chris Melson at Mansfield Legacy H.S. Named second-team all-conference as a senior and honorable mention all-conference as a junior. Recorded 26 knockdowns and 14 pancakes, while only allowing one sack as a senior. Tallied 10 knockdowns and four pancakes as a junior. Also recorded 10 tackles and one tackle for loss at nose guard as a junior. Academic all-district as a junior and senior. Earned one varsity letter in track and field. Majored in Exercise Science. Born in Nairobi, Kenya and moved to the United States when he was six years old.





99

QUINTON JEFFERSON

DEFENSIVE TACKLE

Height	6-4
Weight	291
College	Maryland
NFL Seasons	Rookie
Born	March 31, 1993
Hometown	Pittsburgh, Pa.

HOW ACQUIRED: Drafted with the 8th pick in the fifth round (147th overall) of the 2016 NFL Draft. First of two fifth round selections by the club. Second player selected out of Maryland in club history (Josh Wilson, 2007).

COLLEGE: Suffered a season-ending knee injury in the third game of his junior season (2014) but returned the following season and was an Honorable Mention All-Big Ten selection as a redshirt junior in 2015. He finished his career starting 28 of 37 games played.

RS Junior: An Honorable Mention All-Big Ten selection. Started all 12 games and led all defensive linemen with 39 tackles, ranked second on the team in sacks (6.5) and third in tackles for loss (12.5). Posted 2.5 TFLs and 2.0 sacks against Richmond (9/5). Had five tackles vs. Bowling Green (9/12), including 1.5 TFL and 1.0 sacks. Had two tackles and blocked a field goal at West Virginia (9/26). Made a huge impact against #22 Michigan (10/3), posting an interception, a forced fumble, three tackles and a sack. Notched career-high 3.0 tackles for loss, including a sack, at #10 Iowa (10/31). Posted six tackles, including 2.0 TFL and a sack, against Wisconsin (11/7). Totaled five tackles, including 1.0 TFL, and had a

fumble recovery against Indiana (11/21).

Junior: Started the first three games of the season before suffering a season-ending injury. Recorded two tackles against James Madison (8/30). Totaled five tackles and 1.0 sacks against West Virginia (9/13).

Sophomore: Started all 13 games of the season. Posted seven tackles, 0.5 sacks, and 1.5 tackles for loss in a win over FIU (8/31). Had four tackles, 0.5 sack and 1.5 TFL at Connecticut (9/14). Forced a fumble, notched a sack and recorded three tackles against West Virginia (9/21). Notched two sacks to go along with five tackles against Virginia Tech (11/16). Posted six total stops against NC State (11/30).

Freshman: Appeared in nine games. Recorded 13 tackles on the season including five tackle tackles against Georgia Tech (11/3) and Florida State (11/17). Also recovered a fumble and returned it for 28 yards against Florida State.

PERSONAL: One of the top defensive ends in the nation at Woodland Hills High School (Pittsburgh). Ranked as the 25th-best player in Pennsylvania by Rivals.com in 2010. No. 15 on the SuperPrep Pennsylvania 32. Rated No. 40

nationally among defensive ends by Scouts, Inc. and No. 47 by Scout.com in 2010. Leader on a defense that held opponents to 12.1 points per game during 2010. Recorded 16 sacks as a senior. A 2010 Class AAAA second-team all-state selection. Played in consecutive WPIAL AAAA championship games at Heinz Field. Participated in the "Big 33" high school football all-star game. Also played basketball. Born in Pittsburgh, Pa. Parents are Larry and Bahiyyah Jefferson. Nickname is "Q". Majored in family science.





36

ALEX COLLINS

RUNNING BACK

Height	5-10
Weight	217
College	Arkansas
NFL Seasons	Rookie
Born	August 26, 1994
Hometown	Ft. Lauderdale, Fla.

HOW ACQUIRED: Selected with the 34th pick in the fifth-round (171st overall) of the 2016 NFL Draft. Second of two Seahawks picks in the fifth round. Fifth player selected out of Arkansas in club history (Last: Kiero Small, 2014).

COLLEGE: Played in 38 games with 14 starts. Totaled 3,703 yards rushing and 36 touchdowns on 271 carries. Became only the third player in SEC history to open his career with three consecutive 1,000-yard seasons on ground, joining former Razorback Darren McFadden and Georgia great Herschel Walker on the esteemed list. Added 27 receptions for 167 yards. Ranks second all-time in Arkansas history in career yards rushing (3,703), 100-yard games (17) and is fourth in touchdowns rushing (36).

Junior: Doak Walker Award Semifinalist. Earned preseason All-SEC second team honors from the coaches, media, Phil Steele and Athlon. Named to the Maxwell Award Watch List, given annually to the nation's top college football player. Put together one of the best individual seasons in program history at any position. Played in 13 contests with 12 starts. Finished season ranked third in the SEC in rushing yards (1,577; 12th in FBS), touchdowns rushing (20; T-6th in FBS) and


yards per game (121.31; 12th in FBS). Finished in the top five of the SEC in rushing yards for the second-straight season. Tied program records in 100-yard rushing games (10), 150-yard rushing games (5), and 100-yard rushing games in SEC action (6). Set the program record for touchdowns rushing in a single season (20).

Sophomore: Started twice at running back and played in 13 games. Finished the season with 1,100 rushing yards on 204 carries and 12 rushing touchdowns, marking back-to-back 1,000-yard seasons. Joined Darren McFadden as the only Razorbacks to ever begin their careers with back-to-back 1,000 yard seasons. The 1,100 rushing yards, along with Jonathan Williams (1,190), gave the Razorbacks their first pair of 1,000-yard rushers since 2007 (Darren McFadden, Felix Jones). Tied Williams for a team-leading 12 rushing touchdowns.

Freshman: Named SEC Freshman of the Year, a Freshman All-American and to the SEC All-Freshman Team. Became the first freshman in SEC history to begin career with three straight 100-yard rushing games and the first true freshman in FBS since Oklahoma's Adrian Peterson in 2004. Became the second freshman in school history, 10th true freshman in SEC history and 68th true freshman in NCAA history to reach 1,000 rushing yards, finishing the season with 1,026 on 190 carries with four touchdowns. Added 63 yards on 11 receptions for a team-high 1,089 all-purpose yards. Led all NCAA freshmen in rushing yards and ranked seventh in the SEC with an average of 85.5 rushing yards per game.

PERSONAL: Ranked as the No. 1 running back in the country, No. 5 prospect in Florida and No. 17 overall in the nation by 247Sports.com. Tabbed as the No. 3 running back in the nation by Scout.com and as the No. 20 overall prospect in Florida. Rushed for 1,400 yards and 14 touchdowns as a senior at South Plantation High School despite missing three games due to injury, helping team to nine wins, the district title and a berth in the 8A state playoffs. Named Broward County Player of the Year as a junior after rushing for 1,786 yards and 28 touchdowns. Coached by Doug Gatewood. Also played lacrosse and ran the third leg on South Plantation's state-champion 4x100 relay. Son of Johnny Collins, Jr. and Andrea McDonald. Majored in criminal justice.





53

JOEY HUNT

CENTER

Height	6-2
Weight	299
College	TCU
NFL Seasons	Rookie
Born	February 22, 1994
Hometown	El Campo, Texas

HOW ACQUIRED: Drafted with the 40th pick in the sixth round (215th overall) of the 2016 NFL Draft. Second player selected out of TCU in club history (Curtis Fuller, 2001).

COLLEGE: One of the nation's top centers, who took the majority of his snaps alongside Trevone Boykin during his collegiate career. Played in 43 games with 36 starts, 34 of which were at center, with two starts at guard.

Senior: First-team All-Big 12 by the head coaches and Associated Press. Second-team Academic All-Big 12. Led a TCU offense that produced a 1,000-yard rusher and receiver in the same season. Saw action in the first 10 games of the season, all starts, before missing the final three games due to injury.

Junior: Earned second-team All-Big 12 honors

from the conference coaches and Associated Press. Was also second-team Academic All-Big 12. Received a TCU Scholar-Athlete Award from the National Football Foundation's Gridiron Club of Dallas. Named to the Rimington Trophy Watch List. Started all 13 games. Helped key a TCU offense that finished second in the nation in scoring (46.5 points per game) and tied for fifth in total offense (533.0 yards per game). Horned Frogs set single-season school marks for points (604), passing yards (4,240), total yards (6,929), first downs (331) and plays (1,038).

Sophomore: A second-team Academic All-Big 12 selection. Started all 12 games. Made 11 starts at center and one at right guard versus Texas.

Freshman: Played in seven games, including a start against Iowa State at left guard. Provided more depth on the Horned Frogs offensive line.

Paved the way for TCU to accumulate 1,977 yards rushing and 13 rushing touchdowns. TCU had three runners with at least 417 yards rushing. Helped TCU control the ball as it led the Big 12 in time of possession and rank eighth nationally at 32:44 minutes per game.

PERSONAL: A Rivals.com three-star defensive tackle. Ranked by 247sports.com as the nation's third-best center. An all-state selection on offense as a senior. Was an all-state pick on defense his junior year, when he was also named the District 23-4A Defensive Most Valuable Player. Totaled 210 tackles, including 66 for loss, with 16 sacks in his high school career. Forced 15 fumbles while recovering 10. Recorded 240 pancake blocks while allowing just one sack. A three-time selection to the Victoria Advocate's All-Area team, including twice as the Lineman of the Year. Also named to the Houston All-Area team. A member of the National Honor Society and an Academic All-State honoree. Parents are Tommy and Pam Hunt.





11

KENNY LAWLER

WIDE RECEIVER

Height	6-2
Weight	203
College	California
NFL Seasons	Rookie
Born	June 25, 1994
Hometown	Pomona, Calif.

HOW ACQUIRED: Drafted with the 22nd pick in the seventh round (243rd overall) of the 2016 NFL Draft. Fifth player selected out of Cal in club history (Last: Cameron Morrah, 2009).

COLLEGE: Lawler finished his collegiate career tied for second on Cal's all-time list for touchdown receptions and tied for 12th in the Pac-12 with 27 scoring grabs among 143 catches for 1,706 yards receiving over 35 games and 19 starts. Led Cal in both touchdown receptions and overall catches in both his sophomore and junior seasons in 2014 and 2015 while also pacing the club in receiving yards as a junior after co-leading the squad in touchdown receptions as a 2013 redshirt freshman.

RS Junior: He capped his collegiate career as a junior with a first-team All-Pac-12 selection when he recorded a career-high 13 touchdown catches to lead the team while ranking second in the Pac-12 and tied for eighth nationally, with the 13 touchdown grabs ranking tied for second on Cal's all-time single-season list behind only the school-record 14 registered by Sean Dawkins in 1992. He registered 52 receptions to lead the squad for the second straight season and totaled 658 yards receiving.


RS Sophomore: Played in 11 games with five starts and led the team with career highs of 54 receptions and 701 yards receiving while adding nine touchdown grabs with the latter tying for the sixth-highest single-season total in school history.

RS Freshman: Played in 11 games with five starts including each of the last three contests, co-leading the team with five touchdown catches among his 37 receptions for 347 yards receiving that were both fourth on the club. Shared the team lead with five total touchdowns and was ranked tied for first among non-kickers and tied for second overall in scoring with 30 points.

Freshman: Redshirted his freshman year (2012).

PERSONAL: A Prepstar All-American for his play during a 2011 senior season in which he caught 53 passes for 1,267 yards and 12 touchdowns to lead both the Southern Section and the Baseline League. Other honors as a senior included first-team All-State (MaxPreps), second-team All-State (ESPN High School California), first-team All-Southern Section, All-Southland (Los Angeles Times), All-Inland Valley, All-Inland Division and All-Baseline League. Registered 42 catches for 887 yards and nine TDs as a 2010 junior when his squad was 8-4 overall. Full name is Kenneth James Lawler, Jr. Parents are Kenneth Lawler Sr. and Patricia Hicks. Majored in sociology.





30

ZAC BROOKS

RUNNING BACK

Height	6-0
Weight	200
College	Clemson
NFL Seasons	Rookie
Born	February 1, 1994
Hometown	Jonesboro, Ark.

HOW ACQUIRED: Drafted with the 26th pick in the seventh round (247th overall) of the 2016 NFL Draft. Second of two seventh-round picks in 2016.

COLLEGE: Senior who was a primary backup in 2013 and 2015. Had 599 yards on 115 carries and five touchdowns along with 18 receptions for 205 yards and three touchdowns in 393 snaps over 32 games (one start) in his career.

RS Junior: Backup running back gained 234 rushing yards on 41 carries, with three touchdowns in 14 games. Also had nine catches for 113 yards and two scores. Played well in the National Championship Game against Alabama, with a career-high four catches for 39 yards from the backfield. Had career-long 35-yard touchdown rush in win over Georgia Tech. Caught a 35-yard screen pass for a touchdown at NC State.

Junior: Redshirted in 2014. Suffered a foot injury in the pre-season and missed the season.

Sophomore: Had 246 yards on 48 carries and two touchdowns along with six receptions for 83 yards and one touchdown in 139 snaps over 10 games. Scored first career touchdown on a 31-yard reception against No. 5 Georgia (8/31) and also had 20 yards on three carries. Had a team-high 46 yards and a touchdown on nine carries along with a 24-yard reception at Syracuse on Oct. 5.


Freshman: Had 119 yards on 26 carries and three receptions for nine yards in 65 snaps over eight games. Played first career game vs. Ball State on Sept. 8 and had nine yards on seven carries and a two-yard reception. Had 62 yards on 12 carries and two receptions for seven yards at Duke on Nov. 3.

PERSONAL: Played at Jonesboro Senior High School, where he was a running back and wideout.

Had an injury-plagued senior season, but still had 650 rushing yards and nine touchdowns along with five receiving touchdowns. Had 28 receptions as a senior. Had 1,358 yards on 180 carries and 15 touchdowns along with 33 receptions for 211 yards as a junior. Coming out of high school, was rated as the No. 129 player in the nation by Tom Lemming and the no. 15 athlete in the nation by Rivals.com. No. 15 running back in the nation and No. 1 player in Arkansas by Rivals.com. Born Feb. 1, 1994. Graduated from Clemson in December 2015 with a degree in sociology.



ADDITIONAL BIOS

**Trevone Boykin, QB, 6-0, 213, Rookie, TCU (Dallas, Texas)**

Signed by Seattle on May 6, 2016 as an undrafted free agent. Finished career ranked first in TCU history in career passing yards (10,728), passing attempts (1,356), pass completions (830) and touchdown passes (86) in 48 career games with 40 starts. His 61.2 percent completion rate ranked third in TCU history and he became just the fourth player in program history to finish career with a 60.0 percent mark for a career. Compiled 12,777 yards of total offense in college and caught 28 passes as a receiver for 257 yards. He also ran for 2,049 yards on 507 carries with 27 rushing touchdowns. Was the district most valuable player and

honorable-mention all-state as a senior at West Mesquite High. He rushed for 1,799 yards and 30 touchdowns as a senior and also completed 60.7 percent (198-of-326) of his passes for 2,930 yards and 28 touchdowns and 11 interceptions. Born on August 22, 1993.

**Brandin Bryant, FB, 6-2, 289, Rookie, Florida International (Omaha, Neb.)**

Signed by Seattle as an undrafted free agent on May 6, 2016. Played in 41 games for the Owls and totaled 130 tackles (57 solo), 13.5 sacks, two forced fumbles and two passes defended in his career. Earned the team's comeback player of the year award after his 2014 season was cut short due to injury. Prepped at Omaha North High where he earned honorable mention all-state and all-district honors as a senior. His grandfather, Charles Bryant, was an All-American and Hall of Fame member at the University of Nebraska and his

father, Robert Bryant, was an All-American at the University of Southern Colorado. Double major in communication and political science. Born on September 16, 1993.

**Kyle Coleman, LB, 6-0, 231, Rookie, Arkansas - Pine Bluff (Pine Bluff, Ark.)**


Signed by Seattle on June 2, 2016 after participating in the team's rookie mini-camp on a tryout basis from May 6-8. Played in 44 games with 11 starts during his collegiate career, spending his first three seasons at Arkansas State (2011-13) and final season at Arkansas - Pine Bluff (2015), being coached by his father, Monte, a former Washington Redskins linebacker. Following two seasons as a reserve, he started all 11 games at linebacker in 2013, collecting 51 tackles and 2.0 sacks. At Pine Bluff, he moved to tight end where he caught 10 passes for

117 yards. For his career, he collected 79 tackles. Attended Watson Chapel High and passed for 1,659 yards, rushed for 661 yards and scored 32 total touchdowns as a quarterback, and on defense, recorded three interceptions in being named an Arkansas Activities Association Class 5A All-State selection. Born on September 30, 1993.

**Brandon Cottom, TE, 6-2, 262, 2nd Year, Purdue (Newtown, Pa.)**


Signed by Seattle on May 12, 2015 after participating in Seattle's rookie mini-camp on a tryout basis from May 8-10. Spent a majority of the 2015 season on Seattle's practice squad. At Purdue, he finished his career with 77 carries for 436 yards and three touchdowns and recorded 16 receptions for 188 yards and three scores in 48 games played. Attended Council Rock North High and was rated the No. 26 player in Pennsylvania by Rivals.com. Missed time his senior season with an ankle injury, yet still managed to average 5.9 yards per carry and score six rushing touchdowns. Earned all-area accolades as junior, finishing

with 1,020 yards and 12 touchdowns on 136 carries, adding 19 receptions for 291 yards and another touchdown as a receiver. Majored in professional flight technology. Born on December 21, 1992.

**DeAndre Elliott, CB, 6-1, 189, Rookie, Colorado State (Dallas, Texas)**

Signed by Seattle on May 6, 2016 as an undrafted free agent. Started 34 of 47 games at Colorado State, collecting 124 tackles (92 solo), seven interceptions, 27 passes defended and two fumble recoveries in his career. Played cornerback, wide receiver and running back as a three-year letterman at Carter High in southern Dallas. Had nine career interceptions, helping the Cowboys to consecutive appearances in the Texas 4A area playoffs. Was a first-team All-District 11 cornerback as a senior in 2010, had 33 tackles and picked off five passes. Out of the offensive backfield, he had three rushing touchdowns and two receiving


scores. A small forward, played basketball for three seasons, averaging 10 points and six rebounds per contest. Also graduated with four letters in track, contributing to Carter's relay teams in addition to the high jump and long jump. Majored in communications. Born on November 21, 1992.



George Fant, TE, 6-5, 296, Rookie, Western Kentucky (Bowling Green, Ohio)

Signed with Seattle as an undrafted free agent on May 6, 2016. Used his fifth year of eligibility at Western Kentucky to play football for the first time since eighth grade, after four years on the Hilltoppers basketball team. He played in 12 football games, recording one catch for seven yards and also had two assisted tackles along the defensive line in 2015. Fant ranked 13th in career scoring and eighth in career rebounding in Hilltoppers basketball history, and was a three-time All-Conference selection during his career. As a senior in 2014-15,

Fant led the team in rebounding with 8.4 boards per game and averaged a career-best 13.8 points per game. Attended Warren Central High and started all four years on the basketball team. Helped the Dragons to back-to-back 4th Region titles in 2009-10 and 2010-11 and a Kentucky High School Athletic Association Sweet 16 appearance as a senior in 2010-11. Averaged 21.5 points and 11.7 rebounds per game as a senior. Left Warren Central having pulled down a school-record 1,039 rebounds and scored 1,805 points, which ranked third in school history. Cousin, Jim McDaniel, was a three-time All-American at Western Kentucky, helped lead the Hilltoppers to the 1971 Final Four and is the school's all-time leading scorer. Mother, Kim (Norman), also played basketball at Western Kentucky. Majored in recreation. Born on July 19, 1992.



George Farmer, CB, 6-1, 220, 1st Year, USC (Los Angeles, Calif.)

Originally signed with the Dallas Cowboys as an undrafted free agent wide receiver on May 9, 2015. Was released and signed with Seattle on August 22 and spent the season on the Seahawks practice squad, making the move to cornerback. Started four of 24 games played at USC, mostly at wide receiver, recording 30 receptions for 363 yards and four touchdowns. Attended Serra High and was the All-Mission League MVP as a senior wide receiver and defensive back with 65 receptions for 1,514 yards and 14 touchdowns, ran for two more touchdowns, had five touchdowns on kick/punt returns and intercepted three passes

in 2010. Serra went 14-1, won the CIF Western Division title and played in the California state Division II championship game. Also competed in basketball and track. Father, George, Sr., played wide receiver for the L.A. Rams (1982-84) and Miami Dolphins (1987). Majored in sociology. Born on July 4, 1993.



Drew Ferris, LS, 6-0, 230, 1st Year, Florida (Carlsbad, Calif.)

Signed by Seattle as a free agent on March 24, 2016. Attended the N.Y. Jets rookie minicamp in 2015 on a tryout basis but did not play football in 2015. Served as the Gators long snapper, snapping in 38 games from 2011-14. Played only one game in 2012 due to a season-ending injury in the opener. Played defensive end, tackle and linebacker at San Diego Jewish Academy. Also played baseball and basketball in high school. Born on March 7, 1992.



Deshon Foxx, 5-10, 177, 2nd Year, Connecticut (Lynchburg, Va.)

Signed by Seattle on May 18, 2015 after participating in Seattle's rookie minicamp on a tryout basis from May 8-10. Was released after training camp and signed to the practice squad on December 2. Foxx started 23 of 38 games played for the University of Connecticut and recorded 73 receptions for 918 yards and three receiving touchdowns in his career, in addition to rushing 40 times for 277 yards and a 68-yard touchdown run. Attended Brookville High and helped his team to a 12-2 record during his senior year and advance to the state Division III semifinals. Earned Associated Press Group AA All-State honors,


named All-Area by the Lynchburg News and Advance after scoring 29 touchdowns as a senior. Majored in sociology. Born on November 27, 1992.



Nolan Frese, LS, 6-2, 233, Rookie, Houston (Roanoke, Texas)

Signed as an undrafted free agent on June 28, 2016. Frese attended the University of Houston from 2011-15 and played in 40 games, starting his final three seasons. He was named third-team All-American by Chris Sailer Kicking & Rubio Long Snapping after his senior year, connecting on all 156 of his snaps. Attended Keller High and was ranked as the No. 1 long snapper in the state of Texas and No. 7 nationally by Chris Sailer Kicking in 2010. He was a two-year

lacrosse team captain and helped his team win the 2009 lacrosse state championship. Majored in business. Born on July 29, 1992.




Antwan Goodley, WR, 5-10, 212, 2nd Year, Baylor (Midland, Texas)

Originally signed by the Dallas Cowboys on May 9, 2015 as an undrafted rookie free agent. He was released after camp and signed to Seattle's practice squad on December 9. Started 30 of 50 games at Baylor and ended career ranking fourth on the school's career receiving touchdowns list (21), sixth on the career receiving yards list (2,366) and ninth on all-time catches list (150). A three-sport star at Midland High, participating in football, basketball and track & field, he ended his prep career with a school-record 1,747 receiving yards. Majored in health, human performance & recreation. Born on September 6, 1991.



Justin Hamilton, DT, 6-2, 315, 2nd Year, Louisiana-Lafayette (Natchez, Miss.)

Originally signed as an undrafted rookie free agent on May 4, 2015 by the Buffalo Bills. He was released after camp and signed to Seattle's practice squad on October 26 but was released and signed to Seattle's practice squad on November 17. A three-year starter at Louisiana-Lafayette, he played in 51 career games with 102 tackles (71 solo), with 14.0 sacks and four forced fumbles. Attended Natchez High and was a first-state all-choice after his senior season. Born on July 27, 1993.



Jake Heaps, QB, 6-1, 217, 1st Year, Miami (Sammamish, Wash.)

Signed by Seattle on May 2, 2016 as a free agent. Originally signed by the N.Y. Jets on May 11, 2015 as an undrafted free agent but was released after training camp on August 27. Started 25 of 36 games in college with BYU (2010-11), Kansas (2013) and Miami (2014), throwing for 5,233 yards on 497 of 908 passing, with 32 touchdowns and 27 interceptions. Ranked as the nation's No. 1 quarterback by Scout.com and No. 1 pro-style quarterback by Rivals.com coming out of Skyline High, where he led the school to three consecutive state championships and a 28-0 record over his sophomore and junior seasons. He was 40-2 as the starting quarterback. Completed 213 of 352 passes for 3,191 yards and 45 touchdowns as senior, earning Parade All-America honors, AP Washington State Player of the Year, USA Today All-America first-team honors and Gatorade Washington State Player of the Year. Threw for 9,196 yards, 114 touchdowns and 18 interceptions in his high school career. Born on June 19, 1991.



Steve Longa, LB, 6-0, 241, Rookie, Rutgers (Saddle Brook, N.J.)

Signed by Seattle on May 6, 2016 as an undrafted free agent. Started all 37 games played for the Scarlet Knights and posted three-straight 100-tackle seasons before declaring for the draft after his redshirt junior season. In three seasons he recorded 342 tackles (196 solo), 7.0 sacks, seven passes defended, five forced fumbles and two fumble recoveries, while being named the team's 2015 defensive MVP and honorable mention All-Big Ten after his junior season. He was a two-year letterwinner at Saddle Brook High, helping lead his team to a 10-0 record before a 17-14 loss in the state championship game to Pompton

Lakes in the NJSIAA North 1, Group 1 finals as a senior. Originally from Youande, Cameroon. Majored in labor studies & employment relations. Born on September 29, 1994.



Tanner McEvoy, WR, 6-6, 230, Rookie, Wisconsin (Hillsdale, N.J.)


Signed by Seattle as an undrafted free agent on May 6, 2016. Played safety, running back, quarterback and wide receiver over three seasons at Wisconsin (2013-15), after transferring from Arizona Western (2012) and South Carolina (2011). Played in 38 games with 21 starts for the Badgers. Saw action in 24 games on defense, recording 74 tackles, seven interceptions and 11 passes defended. Finished with 72 carries for 706 yards and eight rushing touchdowns as a running back and recorded 10 receptions for 109 yards as a wide receiver. Under center, he completed 65 of 112 attempts for 709 yards with five touchdowns and six interceptions. He was named first-team All-Arizona Community College Athletic Conference and ACCAC Offensive Player of the Year at Arizona Western after redshirting his freshman year at South Carolina. Was a three-star prospect according to Rivals at Bergen Catholic. Threw for 2,264 yards and 32 touchdowns while rushing for 1,196 yards and 14 touchdowns as a senior, on his way to being named the 2010 New Jersey Offensive Player of the Year. Also lettered in basketball. Majored in sociology. Born on January 26, 1993.



Douglas McNeil III, WR, 6-3, 210, 3rd Year, Bowie State (Baltimore, Md.)

Originally entered the NFL after being signed to Denver's practice squad on October 29, 2014 but was released on November 18. Signed to the Seahawks practice squad on December 23, 2014 and was released after camp on September 5, 2015. Re-signed to Seattle's practice squad on December 9. In Spring of 2014, he played for the Portland Thunder in the Arena League, catching 66 passes for 858 yards and 18 touchdowns in 11 games. Spent three seasons at Bowie State (2010-12) after beginning his collegiate career at Virginia Tech and

honor after hauling in 34 receptions for 667 yards and five scores as a senior for the Bulldogs. Finished career with 84 receptions for 1,407 yards and 11 touchdowns in three seasons. At New Town High School, McNeil was an all-state and all-county selection in football, played on a basketball team that made the state semifinals, and ran track, in which he was a divisional champion in relays and the long jump. He caught 31 passes for 681 yards and seven touchdowns as a senior. Born on July 22, 1988.



Tre Madden, RB, 6-0, 223, Rookie, USC (Aliso Viejo, Calif.)


Signed by Seattle on May 6, 2016 as an undrafted free agent. Started 13 of 32 games for the Trojans during a career with various injuries, rushing 223 times for 1,155 yards and eight touchdowns, while recording 15 tackles on defense. He entered USC as a linebacker in 2001 and made the switch to running back before the 2012 season, but missed that season with a knee injury. He started the first six games in 2013 before a hamstring injury slowed him, rushing for 703 yards on 138 carries with three touchdowns, and became the first Trojan to

open a season with three-consecutive 100-yard rushing games since Marcus Allen had 11 straight to open his 1981 Heisman Trophy season. He missed the 2014 season with a turf toe injury and played in 10 games with six starts in 2015 before being slowed by a knee injury. Earned USA Today All-USA second team honors as a senior linebacker and quarterback at Mission Viejo High. Despite missing four games with a foot injury in 2010, had 81 tackles, 3.0 sacks and one interception on defense, while he completed 13 of 26 passes for 311 yards and two touchdowns and ran for 310 yards with seven touchdowns on offense. His father, Curtis, was a fullback and defensive end at Kansas State (1988-91). His grandfather is Lawrence McCutcheon, a Colorado State and NFL All-Pro running back with the Los Angeles Rams (1972-79), Denver Broncos (1980) and Buffalo Bills (1981) who set the since-broken Rams career rushing record (6,186 yards). His uncle is former USC (1995-98) cornerback Daylon McCutcheon who played with the Cleveland Browns (1999-2006). Double major in communications and sociology. Born on August 16, 1993.



Lene Maiava, T, 6-4, 314, Rookie, Arizona (Fagatoga, American Samoa)

Signed by Seattle as an undrafted free agent on May 6, 2016. Started 20 of 42 games played for the Wildcats, mainly at right tackle, and helped Arizona boast three 600-yard rushers in the same season for the first time in school history in 2015. Selected for the Polynesian All-America Bowl after his senior year at Tafuna High. One of the island's top linemen, he played along both lines for the Warriors. Majored in arts, media and entertainment. Born on March 18, 1993.



Montese Overton, DE, 6-1, 226, Rookie, East Carolina (Greenville, N.C.)

Signed by Seattle on May 6, 2016 as an undrafted free agent. A two-year starter at East Carolina, Overton played in 46 games with 27 starts, collecting 212 tackles (122 solo) and 17.5 sacks in his Pirates career. He set career-highs in tackles (70) and sacks (7.5) during his senior season in 12 games with 11 starts. Was a three-year letterwinner at South Central High. Selected as the Greenville Daily Reflector's Defensive Player of the Year following senior campaign in which he totaled 200 tackles and five sacks. Helped guide the Falcons to a 9-4 record and

an appearance in the second round of the North Carolina High School Athletic Association 3AA state playoffs in 2010. As a junior, led South Central to its first winning season in school history (8-4). Father, Darrell, played basketball at East Carolina from 1988-91. Majored in criminal justice. Born on December 5, 1991.



Will Pericak, C, 6-3, 300, 2nd Year, Colorado (Boulder, Colo.)

Originally signed with the Baltimore Ravens as an undrafted defensive tackle free agent on May 3, 2013 but was released and spent time on San Diego's and Jacksonville's practice squads that season. He went to training camp with Denver in 2014 but was released and was not on an NFL roster that season. Signed to a future 2015 contract with Seattle on February 9, 2015, he makes the transition to the offensive side of the ball in Seattle, and spent the season on the practice squad. He started a school-record 49 games at Colorado and finished his career with 207 tackles (125 solo), 7.5 sacks, 19 tackles for a loss, five forced


fumbles, four fumble recoveries and eight passes defended. Born on December 30, 1989.



David Perkins, DE, 6-2, 233, Rookie, Illinois State (South Bend, Ind.)

Signed by Seattle as an undrafted rookie free agent on May 6, 2016. Played three seasons at Illinois State after transferring from Ohio State after his freshman season (2012). Played in 47 games with 24 starts in his college career and registered 160 tackles (87 solo) and 20.5 sacks. Led the Redbirds in sacks in two of his three seasons (4.0 in 2013 and career-high 8.5 in 2015) and was a Missouri Valley Football Conference second-team selection after his senior season. Transferred to Washington High after his sophomore season at Kalamazoo (Mich.) Central High. Totaled 103 tackles, 7.0 sacks, eight forced fumbles and nine

passes defended as a senior. Also rushed for 1,311 yards with 15 touchdowns and had 20 receptions for 291 yards, helping Washington to its first state championship game in 38 years in 2011. Born on January 13, 1993.



Tyvis Powell, SS, 6-3, 211, Rookie, Ohio State (Bedford, Ohio)

Signed by Seattle as an undrafted free agent on May 6, 2016. Powell was a three-year starter for the Buckeyes with 33 starts in 42 games played. He led the team with three interceptions in 2015 and had eight career interceptions, 195 tackles (112 solo) and 16 passes defended. Attended Bedford High, located near Cleveland in northeast Ohio. Totaled six interceptions as a junior and senior, to go along with over 115 tackles. A four-sport athlete, Powell also played basketball, baseball and competed in track. He ran track instead of playing baseball as a junior to improve his speed and never missed a day of class while in high


school. Graduated with a degree in marketing in 3.5 years. Born on February 16, 1994.



Trovon Reed, CB, 6-0, 191, 2nd Year, Auburn (Thibodaux, La.)

Originally signed by the Los Angeles Rams on August 4, 2015 until being released from their practice squad on September 16. Signed to the Miami Dolphins practice squad on October 20 but was released and signed to Seattle's practice squad on November 17. Started four of 49 games for the Tigers and moved to cornerback from receiver his final season at Auburn, playing in 12 games as a corner. Totaled 39 receptions for 384 yards and one touchdowns as a receiver and posted 12 tackles (nine solo), three interceptions and four passes defended as a senior. Prepped at Thibodaux and as a senior, rushed for 703


yards and nine touchdowns and passed for 826 yards and six scores despite missing five games due to injury. Majored in rehabilitation and disability studies. Born on December 30, 1990.



Pete Robertson, LB, 6-2, 233, Rookie, Texas Tech (Longview, Texas)

Signed by Seattle on May 9, 2016 after participating in the team's rookie mini-camp on a tryout basis. Finished Red Raiders career ranking fifth in school history with 21.0 sacks. Played in 52 games with 36 starts, collecting 227 tackles (140 solo), two interceptions, eight passes defended, eight forced fumbles and four fumble recoveries. Posted a career-high 81 tackles (47 solo) and 12.0 sacks (ranking sixth in the country) during his junior season. Attended Longview High and earned all-state and District 11-5A honors after his senior season when he passed for 1,559 yards and rushed for 1,159 yards and 13 touchdowns. Majored

in business marketing. Born on December 12, 1992.



Kona Schwenke, G, 6-4, 315, 3rd Year, Notre Dame (Haula, Hawaii)

A defensive lineman at Notre Dame, he originally signed with Kansas City as an undrafted rookie free agent on May 19, 2014. He was released and also spent time with New England, the N.Y. Jets and Oakland in 2014. Signed by Seattle on May 11, 2015 after participating in Seattle's rookie minicamp on a tryout basis from May 8-10 and spent the season on injured reserve. Started nine of 31 games along the defensive line for the Fighting Irish, totaling 30 tackles (nine solo) and 1.0 sack. Attended Kahuku High and was a first-team all-state selection in 2009 as defensive lineman by the Honolulu Advertiser and a second-team all-

state by Honolulu Star-Bulletin. Helped lead team to Hawaii state championship game and 12-1 record as a senior, losing title game, 34-21, in Division I to Kamehameha. Majored in anthropology. Born on May 11, 1992.



Ronnie Shields, TE, 6-4, 245, 1st Year, Kentucky (Stone Mountain, Ga.)


Signed to a 2016 future contract with Seattle on February 8, 2016. Started nine of 35 games played for Kentucky as a redshirt senior, he caught 15 passes for 114 yards in his career. Began playing football his junior year at Stephenson High where he helped lead Stephenson to an 11-1 record and the second round of the state playoffs as a senior, when he recorded 14 receptions. Majored in kinesiology. Born in Los Angeles on December 15, 1991.



Tyler Slavin, WR, 6-1, 210, 1st Year, New Mexico Highlands (Corona, Calif.)

Originally signed by the Los Angeles Rams on May 8, 2015 as an undrafted free agent but was released after camp on August 31. Signed to Seattle's practice squad on November 24 but was released four days later. Signed a 2016 future contract with Seattle on February 8, 2016. Spent two seasons at New Mexico Highlands (2013-14) after beginning his career at the University of Arizona. He caught 137 passes for 1,708 yards with 18 touchdowns his final two seasons and played in 18 games with 22 receptions for 224 yards and one touchdown at

Arizona before transferring after the 2012 season. Attended Eleanor Roosevelt High and caught 34 passes for 663 yards and eight touchdowns his senior year. Born on January 29, 1992.



Taniela Tupou, FB, 6-1, 284, Rookie, Washington (Marysville, Wash.)

Signed by Seattle on May 9, 2016 after participating in the team's rookie minicamp on a tryout basis. Played 46 games with 13 starts for Washington along the defensive line, totaling 59 tackles (37 solo) and 5.5 tackles for loss for the Huskies. Was named All-Pac 12 second-team after his senior season. Attended Archbishop Murphy High and was named to the Associated Press 2A all-state first team as a defensive lineman and to the second team as a tight end. Was the Cascade Conference Defensive Player of the Year and first-team All-Cascade at both tight end and defensive line as a senior, helping lead the Wildcats to a

13-1 overall record and advancing to the 2A state title game. Born on December 13, 1992.



GAME 1



St. Louis Rams 34, Seattle Seahawks 31 (OT)
Sunday, September 13, 2015 — Edward Jones Dome

The Seattle Seahawks scored 18 points in the fourth quarter at St. Louis but could not get it done in overtime as the Rams held on for a 34-31 victory in the opening game of the 2015 season. Seattle scored first as rookie Tyler Lockett returned the Rams' first punt of the game 57 yards for a touchdown. The Rams responded with a TD drive as Tavon Austin scored on a 16-yard run out of the backfield, tying the game at 7-7. St. Louis added a Greg Zuerlein field goal after Trumaine Johnson intercepted Russell Wilson. Steven Hauschka made a 25-yard field goal as time expired in the first half to tie the score at 10-10. Jordan Hill recovered a Nick Foles' fumble on the opening drive of the second half, setting up a second Hauschka field goal giving Seattle a 13-10 lead. The Rams responded with an 80-yard drive with Foles running it in for a touchdown from 1-yard out, taking the 17-13 lead. St. Louis added to its lead when Austin returned the Seahawks punt on the ensuing possession 75 yards for the touchdown, making the score 24-13 at the end of the third quarter. Wilson found Jimmy Graham on a 7-yard touchdown early in the fourth quarter and Lynch ran in the two-point conversion. A third Hauschka field goal tied the score at 24-24. Seattle took the lead with 4:39 remaining when Cary Williams blitzed from CB and strip-sacked Foles, recovered the fumble and returned it eight yards for the go-ahead touchdown. On the ensuing possession, Foles hit Lance Kendricks on a 37-yard touchdown pass, tying the score with 0:53 remaining. The Rams received the opening kickoff of overtime and recovered a short pooch kick and quickly converted a Zuerlein field goal. Seattle started driving but on fourth-and-1, Lynch was dropped for a 1-yard loss, and the Rams secured the 34-31 victory.

Seattle	7	3	3	18	0	31
St. Louis	0	10	14	7	3	34

						Seattle	St. Louis
SEA 1	4:31	Lockett 57 punt return (Hauschka kick)				7	0
STL 2	14:55	Austin 16 run (Zuerlein kick) (9-80, 4:36)				7	7
STL 2	7:31	Zuerlein 33 FG (6-11, 3:39)				7	10
SEA 2	0:00	Hauschka 25 FG (10-58, 1:49)				10	10
SEA 3	9:40	Hauschka 27 FG (7-30, 3:38)				13	10
STL 3	6:10	Foles 1 run (Zuerlein kick) (6-80, 3:30)				13	17
STL 3	4:30	Austin 75 punt return (Zuerlein kick)				13	24
SEA 4	12:04	Graham 7 pass Wilson (Lynch run) (12-63, 4:08)				21	24
SEA 4	4:46	Hauschka 35 FG (10-58, 4:10)				24	24
SEA 4	4:39	C. Williams 8 fumble return (Hauschka kick)				31	24
STL 4	0:53	Kendricks 37 pass Foles (Zuerlein kick) (12-84, 3:46)				31	31
STL OT	12:06	Zuerlein 37 FG (6-30, 2:54)				31	34

Att. 51,792

INDIVIDUAL STATISTICS

RUSHING

Seattle	Att	Yds	LG	TD	St. Louis	Att	Yds	LG	TD
M. Lynch	18	73	24	0	B. Cunningham	16	45	9	0
R. Wilson	8	31	10	0	T. Austin	4	17	16t	1
TOTAL	32	124	24	0	TOTAL	26	76	16	2

PASSING

Seattle	A	C	Yds	TD	INT	RT	St. Louis	A	C	Yds	TD	INT	RT
R. Wilson	41	32	251	1	1	90.1	N. Foles	27	18	297	1	0	115.8
TOTAL	41	32	251	1	1	90.1	TOTAL	27	18	297	1	0	115.8

RECEIVING

Seattle	No	Yds	LG	TD	St. Louis	No	Yds	LG	TD
J. Kearse	8	76	23	0	J. Cook	5	85	30	0
D. Baldwin	7	35	8	0	B. Cunningham	4	77	42	0
J. Graham	6	51	19	1	S. Bailey	3	58	29	0
TOTAL	32	251	23	1	TOTAL	18	297	42	1

TEAM STATISTICS

	Seattle	St. Louis
Total First Downs	21	19
Third Down Eff.	8-19-42%	6-11-55%
Total Net Yards	343	352
Total Off. Plays	79	55
Avg. per Play	4.3	6.4
Net Yards Rushing	124	76
Total Rushing Plays	32	26
Net Yards Passing	219	276
Times Sacked/Yards Lost	6/32	2/21
Pass Attrs-Comps-Ints	41-32-1	27-18-0
Punts-No. and Avg.	4-51.8	3-47.3
Penalties-No. and Yards	7-46	4-30
Fumbles-No. and Lost	0-0	4-3
Touchdowns	3	4
Field Goals Made-Att	3-3	2-2
Time of Possession	37:28	28:32

DEFENSE

Seattle	T	S	A	QB	Yds.	Int.	Yds.	PD	FF	FR
E. Thomas	9	6	3	0.0	0.0	0	0	0	1	0
B. Wagner	7	5	2	0.0	0.0	0	0	0	0	0
M. Bennett	4	4	0	1.0	9.0	0	0	0	0	0
K. Wright	4	3	1	0.0	0.0	0	0	0	0	0
D. Bailey	4	3	1	0.0	0.0	0	0	0	0	0
Additional Stats: Sacks: C. Williams 1.0. FF: C. Williams 1. FR: C. Williams 1, J. Hill 1.										
St. Louis	T	S	A	QB	Yds.	Int.	Yds.	PD	FF	FR
A. Donald	9	5	4	2.0	10.0	0	0	0	0	0
L. Joyner	7	7	0	1.0	10.0	0	0	0	0	0
A. Ogletree	7	5	2	0.0	0.0	0	0	0	0	0
J. Laurinaitis	7	4	3	0.0	0.0	0	0	0	0	0
M. Brockers	7	1	6	0.0	0.0	0	0	0	0	0
Additional Stats: Sacks: R. Quinn 2.0, E. Sims 1.0. INT: T. Johnson 1.										



The Seattle Seahawks came back from a 13-3 halftime score to take the 17-13 lead early in the second half, but were outscored 14-0 over the final quarter and a half, falling to the Green Bay Packers at Lambeau Field on Sunday Night Football by a final score of 27-17. The Packers opened the game with an 80-yard TD drive as Aaron Rodgers found James Jones on a 29-yard TD on a free play after the Seahawks jumped offsides. Green Bay added a 54-yard field goal on its following possession, matched by Steven Hauschka's 54-yard field goal for Seattle on the ensuing drive. The Packers finished the half with another Mason Crosby field goal, pushing their lead to 13-3. Seattle started the second half strong, driving to touchdowns on its first two possessions of the half, taking the 17-13 lead. Green Bay responded with three-straight drives resulting in a field goal, a touchdown and a field goal. With the ball and a chance to drive for a tying TD, Russell Wilson was intercepted on a screen pass by Jayrone Elliott, and on the final drive, a Fred Jackson fumble was recovered by Green Bay, solidifying the 27-17 Packers victory. Green Bay's defense held Marshawn Lynch to 15 carries for 41 yards on the day and Rodgers completed 25 of 33 passes for 249 yards and two touchdowns.

Seattle	3	0	14	0	17		
Green Bay	10	3	3	11	27		

		Seattle	GB
GB 1 10:45	J.Jones 29 pass Rodgers (Crosby kick) (10-80, 4:15)	0	7
GB 1 6:52	Crosby 54 FG (4-7, 1:55)	0	10
SEA 1 3:13	Hauschka 54 FG (9-51, 3:39)	3	10
GB 2 0:02	Crosby 18 FG (6-79, 1:14)	3	13
SEA 3 9:57	Jackson 5 pass Wilson (Hauschka kick) (10-80, 5:03)	10	13
SEA 3 6:48	Baldwin 13 pass Wilson (Hauschka kick) (5-54, 1:45)	17	13
GB 3 3:12	Crosby 44 FG (8-54, 3:36)	17	16
GB 4 9:28	Rodgers 5 pass from Rodgers (Rodgers-Rodgers pass) (10-80, 6:16)	17	24
GB 4 1:56	Crosby 21 FG (9-34, 4:54)	17	27
Att. 78,433			

INDIVIDUAL STATISTICS

RUSHING

Seattle	Att	Yds	LG	TD	Green Bay	Att	Yds	LG	TD
R. Wilson	10	78	17	0	J. Starks	20	95	35	0
M. Lynch	15	41	11	0	A. Rodgers	6	23	9	0
					E. Lacy	3	9	8	0
TOTAL	25	119	17	0	TOTAL	29	127	35	0

PASSING

Seattle	A	C	Yds	TD	INT	RT	Green Bay	A	C	Yds	TD	INT	RT
R. Wilson	30	19	206	2	1	91.8	A. Rodgers	33	25	249	2	0	116.9
TOTAL	30	19	206	2	1	91.8	TOTAL	33	25	249	2	0	116.9

RECEIVING

Seattle	No	Yds	LG	TD	Green Bay	No	Yds	LG	TD
D. Baldwin	7	92	32	1	R. Cobb	8	116	25	0
M. Lynch	3	21	12	0	D. Adams	5	33	13	0
L. Willson	2	36	24	0	T. Montgomery	4	37	17	0
T. Lockett	2	17	17	0	J. Starks	4	11	6	0
F. Jackson	2	16	11	1	R. Rodgers	3	23	9	1
C. Matthews	1	13	13	0	J. Jones	1	29	29t	1
J. Graham	1	11	11	0					
TOTAL	19	206	32	2	TOTAL	25	249	29t	2

TEAM STATISTICS

	Seattle	Green Bay
Total First Downs	21	21
Third Down Eff.	3-9-33%	4-11-36%
Total Net Yards	324	361
Total Off. Plays	57	64
Avg. per Play	5.7	5.6
Net Yards Rushing	119	127
Total Rushing Plays	25	29
Net Yards Passing	205	234
Times Sacked/Yards Lost	2/1	2/15
Pass Atts-Comps-Ints	30-19-1	33-25-0
Punts-No. and Avg.	5-40.2	3-46.3
Penalties-No. and Yards	6-92	6-35
Fumbles-No. and Lost	1-1	2-1
Touchdowns	2	2
Field Goals Made-Att	1-1	4-4
Time of Possession	26:42	33:18

DEFENSE

Seattle	T	S	A	QB	Yds.	Int.	Yds.	PD	FF	FR
B. Wagner	12	6	6	0.0	0.0	0	0	1	0	0
K. Wright	9	6	3	0.0	0.0	0	0	0	1	1
D. Shead	8	5	3	0.0	0.0	0	0	0	0	0
M. Burley	7	7	0	0.0	0.0	0	0	0	0	0
J. Hill	6	4	2	0.0	0.0	0	0	0	0	0
Additional Stats: Sacks M. Bennett 1.0, B. Irvin 1.0.										
Green Bay	T	S	A	QB	Yds.	Int.	Yds.	PD	FF	FR
H. Clinton-Dix	9	7	2	0.0	0.0	0	0	0	0	0
M. Hyde	6	6	0	0.0	0.0	0	0	0	0	1
M. Daniels	5	3	2	1.0	0.0	0	0	0	0	0
N. Palmer	4	3	1	0.0	0.0	0	0	1	0	0
N. Perry	4	3	1	0.0	0.0	0	0	0	0	0
M. Neal	4	2	2	0.0	0.0	0	0	0	0	0
Additional Stats: Sacks: J. Peppers 1.0. INT: J. Elliott 1. FR: J.Elliott 1.										

GAME 3


 Seattle Seahawks 26, Chicago Bears 0
 Sunday, September 27, 2015 — CenturyLink Field

The Seahawks defense notched their first shutout since December of 2013, forcing punts on all 10 of the Chicago Bears' drives, and the offense started clicking in the second half as the Seahawks beat the Bears by a score of 26-0 in the home opener at CenturyLink Field. Seattle opened scoring on their second drive when Richard Sherman returned a tricky punt return 64 yards to the Bears' 19-yard line, setting up a 31-yard Steven Hauschka field goal. Seattle added a second Hauschka field goal as time expired in the first half for a 6-0 lead. Tyler Lockett opened the second half by taking the opening kickoff 105 yards for a touchdown, giving Seattle the 13-0 lead. Two drives later, the Seahawks drove 85 yards in seven plays and Russell Wilson found Jimmy Graham on a 30-yard touchdown pass, giving Seattle the 20-0 lead. Graham had seven catches for 83 yards on the day. The following two drives resulted in Hauschka's third and fourth field goals of the day, pushing Seattle's lead to 26-0, behind a strong performance by rookie RB Thomas Rawls, filling in for Marshawn Lynch who left the game following the first half. Rawls rushed for 104 yards on 16 carries.

Chicago	0	0	0	0	0	Chicago	Seattle
Seattle	3	3	14	6	26		
SEA 1 5:16	Hauschka 31 FG (4-6, 1:29)					0	3
SEA 2 0:00	Hauschka 21 FG (12-77, 2:37)					0	6
SEA 3 14:48	Lockett 105 kickoff return (Hauschka kick) (0-0, :12)					0	13
SEA 3 4:28	Graham 30 pass Wilson (Hauschka kick) (7-85, 3:53)					0	20
SEA 4 14:03	Hauschka 45 FG (8-62, 3:24)					0	23
SEA 4 6:16	Hauschka 48 FG (12-50, 6:09)					0	26
Att. 69,002							

INDIVIDUAL STATISTICS

RUSHING

Chicago	Att	Yds	LG	TD	Seattle	Att	Yds	LG	TD
M. Forte	20	74	12	0	T. Rawls	16	104	21	0
J. Clausen	3	13	11	0	R. Wilson	6	28	13	0
J. Rodgers	4	11	5	0	M. Lynch	5	14	8	0
					F. Jackson	2	13	8	0
TOTAL	27	98	12	0	TOTAL	29	159	21	0

PASSING

Chicago	A	C	Yds	TD	INT	RT	Seattle	A	C	Yds	TD	INT	RT
J. Clausen	17	9	63	0	0	61.6	R. Wilson	30	20	235	1	0	101.4
TOTAL	17	9	63	0	0	61.6	TOTAL	30	20	235	1	0	101.4

RECEIVING

Chicago	No	Yds	LG	TD	Seattle	No	Yds	LG	TD
M. Bennett	4	15	6	0	J. Graham	7	83	30t	1
E. Royal	3	17	9	0	J. Kearse	6	76	22	0
Z. Miller	1	21	21	0	D. Baldwin	3	35	22	0
J. Rodgers	1	10	10	0	F. Jackson	2	9	5	0
					R. Lockette	1	23	23	0
					M. Lynch	1	9	9	0
TOTAL	9	63	21	0	TOTAL	20	235	30	1

TEAM STATISTICS

	Chicago	Seattle
Total First Downs	7	17
Third Down Eff.	3-13-23%	5-16-31%
Total Net Yards	146	371
Total Off. Plays	46	63
Avg. per Play	3.2	5.9
Net Yards Rushing	98	159
Total Rushing Plays	27	29
Net Yards Passing	48	212
Times Sacked/Yards Lost	2/15	4/23
Pass Atts-Comps-Ints	17-9-0	30-20-0
Punts-No. and Avg.	10-47.7	4-41.5
Penalties-No. and Yards	6-40	5-41
Fumbles-No. and Lost	0-0	0-0
Touchdowns	0	2
Field Goals Made-Att	0-0	4-4
Time of Possession	27:24	32:36

DEFENSE

Chicago	T	S	A	QB	Yds.	Int.	Yds.	PD	FF	FR
A. Rolle	10	7	3	0.0	0.0	0	0	0	0	0
J. Jenkins	10	4	6	2.0	8.0	0	0	0	0	0
A. Ball	9	5	4	0.0	0.0	0	0	1	0	0
P. McPhee	7	6	1	2.0	15.0	0	0	0	0	0
Additional Stats: None.										
Seattle	T	S	A	QB	Yds.	Int.	Yds.	PD	FF	FR
K.J. Wright	10	5	5	0.0	0.0	0	0	0	0	0
B. Wagner	7	2	5	0.5	4.5	0	0	0	0	0
B. Irvin	5	0	5	0.5	4.5	0	0	0	0	0
M. Bennett	4	2	2	0.0	0.0	0	0	0	0	0
C. Williams	4	2	2	0.0	0.0	0	0	0	0	0
J. Hill	4	2	2	0.0	0.0	0	0	0	0	0
Additional Stats: Sacks: C. Avril 1.0.										



The Seattle Seahawks lost the turnover battle 3-1 but won the game by a score of 13-10 behind a strong defensive performance in which Kam Chancellor made a game-saving forced fumble on the Lions' final possession, returning the ball to Seattle and securing the 13-10 Monday Night Football victory. After a scoreless first quarter, Seattle scored first in the second quarter when Russell Wilson hit Doug Baldwin on a 24-yard touchdown pass in the back of the end zone. The Lions scored later in the second with a Matt Prater 41-yard field goal. Steven Hauschka added two field goals for Seattle – a 51-yarder with 1:00 left in the first half and a 52-yarder early in the third quarter, giving Seattle the 13-3 lead. It was the first time since December 30, 2007 (Josh Brown, at Atl) that a Seahawks kicker made two field goals of 50 yards or more. In the fourth quarter, Russell Wilson was sacked and fumbled his second fumble of the game, this time Caraun Reid recovered the ball and returned it 27 yards for a touchdown, pulling the Lions to within three, 13-10, with 8:32 left in the game. After a Seahawks punt, the Lions got the ball on their 10-yard line and drove to Seattle's 11-yard line. On third-and-one, Stafford completed a pass to Calvin Johnson who lunged for the end zone but Kam Chancellor punched the ball out at the one-yard line and the ball bounced out of the back of the end zone for a Seattle touchback. Seattle ran out the rest of the clock and secured the 13-10 victory.

Detroit	0	3	0	7	10		
Detroit	0	10	3	0	13		
						Detroit	Seattle
SEA 2 10:56	Baldwin 24 pass Wilson (Hauschka kick) (6-67, 2:59)					0	7
DET 2 5:16	Prater 41 FG (12-57, 5:40)					3	7
SEA 2 1:00	Hauschka 51 FG (10-46, 4:16)					3	10
SEA 3 11:11	Hauschka 52 FG (8-30, 3:49)					3	13
DET 4 8:32	Reid 27 fumble return (Prater kick)					10	13
Att. 69,005							

INDIVIDUAL STATISTICS

RUSHING

Detroit	Att	Yds	LG	TD	Seattle	Att	Yds	LG	TD
A. Abdullah	13	33	9	0	T. Rawls	17	48	10	0
Z. Zenner	2	9	6	0	R. Wilson	10	40	15	0
G. Tate	1	6	6	0	F. Jackson	3	21	16	0
T. Riddick	1	5	5	0	T. Lockett	1	1	1	0
M. Burton	1	0	0	0					
TOTAL	18	53	9	0	TOTAL	31	110	16	0

PASSING

Detroit	A	C	Yds	TD	INT	RT	Seattle	A	C	Yds	TD	INT	RT
M. Stafford	35	24	203	0	0	83.4	R. Wilson	26	20	287	1	0	125.0
TOTAL	35	24	203	0	0	83.4	TOTAL	26	20	287	1	0	125.0

RECEIVING

Detroit	No	Yds	LG	TD	Seattle	No	Yds	LG	TD
C. Johnson	7	56	15	0	T. Lockett	4	58	23	0
T. Riddick	5	31	13	0	J. Graham	4	29	13	0
G. Tate	3	29	22	0	D. Baldwin	3	36	24t	1
E. Ebron	2	22	19	0	J. Kearse	2	84	50	0
L. Moore	2	21	17	0	F. Jackson	2	33	26	0
A. Abdullah	2	11	12	0	L. Willson	2	15	9	0
T. Wright	1	26	26	0	C. Matthews	1	21	21	0
Z. Zenner	1	4	4	0	B. Daniels	1	12	12	0
M. Burton	1	3	3	0	T. Rawls	1	-1	-1	0
TOTAL	24	203	26	0	TOTAL	20	287	50	1

TEAM STATISTICS

	Detroit	Seattle
Total First Downs	12	18
Third Down Eff.	3-13-23%	6-13-46%
Total Net Yards	256	345
Total Off. Plays	53	63
Avg. per Play	4.8	5.5
Net Yards Rushing	53	110
Total Rushing Plays	18	31
Net Yards Passing	203	235
Times Sacked/Yards Lost	0/0	6/52
Pass Atts-Comps-Ints	35-24-0	26-20-0
Punts-No. and Avg.	8-45.9	4-48.0
Penalties-No. and Yards	4-37	5-30
Fumbles-No. and Lost	2-1	4-3
Touchdowns	1	1
Field Goals Made-Att	1-1	2-2
Time of Possession	27:56	32:04

DEFENSE

Detroit	T	S	A	QB	Yds.	Int.	Yds.	PD	FF	FR
J. Ihedigbo	8	7	1	1.0	9.0	0	0	0	1	0
S. Tulloch	8	3	5	0.0	0.0	0	0	0	0	0
G. Quin	6	4	2	0.0	0.0	0	0	0	0	0
J. Bynes	5	2	3	0.0	0.0	0	0	0	0	0
T. Lewis	4	4	0	1.0	9.0	0	0	0	0	0
Additional Stats: Sacks: E. Anshah 2.0, D. Tapp 1.0, J. Jones 0.5, D. Taylor 0.5. FF: E. Anshah 1. FR: E. Anshah 1, Reid 1.										
Seattle	T	S	A	QB	Yds.	Int.	Yds.	PD	FF	FR
B. Wagner	8	4	4	0.0	0.0	0	0	0	0	0
Chancellor	7	6	1	0.0	0.0	0	0	0	1	0
R. Sherman	5	3	2	0.0	0.0	0	0	0	0	0
M. Bennett	5	2	3	0.0	0.0	0	0	0	0	0
E. Thomas	5	2	3	0.0	0.0	0	0	0	0	0
Additional Stats: None.										



The Seattle Seahawks could not hold a 17-point lead going into the fourth quarter as the Cincinnati Bengals scored 17 unanswered points in the final period, forcing overtime, and the Bengals won by a score of 27-24 after a 42-yard field goal by Mike Nugent. The Bengals opened the game with an 86-yard scoring drive, as Andy Dalton hit Tyler Eifert on a 14-yard touchdown pass. Seattle responded with an 80-yard drive, with Russell Wilson connecting with Jermaine Kearse on a 30-yard touchdown. Late in the second quarter, the Bengals were driving but Earl Thomas intercepted Andy Dalton at the one-yard line. Wilson drove Seattle 76 yards to the Bengals six-yard line and settled for a 24-yard field goal by Steven Hauschka as the clock expired, taking a 10-7 lead into halftime. On Seattle's second possession of the second half, Thomas Rawls took the first handoff 69 yards for a touchdown and on the Bengals' first possession, Michael Bennett forced a Rex Burkhead fumble and Bobby Wagner returned it 23 yards for a touchdown, pushing Seattle's lead to 24-7 heading into the fourth quarter. But the Bengals then scored on every drive of the fourth quarter, as Dalton again hit Eifert on a 10-yard touchdown, Dalton took a QB sneak five yards for a touchdown and Nugent hit a 31-yard field goal as time expired to force overtime. Seattle's offense gained just one first down in the fourth quarter. In overtime, the Bengals' Nugent connected with a 42-yard field goal on Cincinnati's second possession, clinching the 27-24 victory.

Seattle		7	3	14	0	0	24		
Cincinnati		7	0	0	17	3	27	Seattle	Cincinnati
CIN	1	11:02	Eifert 14 pass Dalton (Nugent kick) (7-86, 3:58)					0	7
SEA	1	6:32	Kearse 30 pass Wilson (Hauschka kick) (8-80, 4:30)					7	7
SEA	2	0:00	Hauschka 24 FG (7-76, 0:54)					10	7
SEA	3	8:38	Rawls 69 run (Hauschka kick) (1-69, 0:13)					17	7
SEA	3	6:41	Wagner 23 fumble return (Hauschka kick)					24	7
CIN	4	12:18	Eifert 10 pass Dalton (Nugent kick) (4-33, 1:38)					24	14
CIN	4	3:38	Dalton 5 run (Nugent kick) (11-71, 5:49)					24	21
CIN	4	0:00	Nugent 31 FG (7-69, 2:17)					24	24
CIN	5	3:36	Nugent 42 FG (6-33, 3:26)					24	27

Att. 65,004

INDIVIDUAL STATISTICS

RUSHING

Seattle	Att	Yds	LG	TD	Cincinnati	Att	Yds	LG	TD
T. Rawls	23	169	69t	1	G. Bernard	15	80	13	0
R. Wilson	3	21	9	0	A. Dalton	7	18	6	1
R. Smith	2	5	3	0	J. Hill	8	13	5	0
F. Jackson	2	5	5	0	R. Burkhead	1	-2	-2	0
TOTAL	30	200	69t	1	TOTAL	31	109	13	1

PASSING

Seattle	A	C	Yds	TD	INT	RT	Cincinnati	A	C	Yds	TD	INT	RT
R. Wilson	23	15	213	1	1	91.4	A. Dalton	44	30	331	2	1	95.9
TOTAL	23	15	213	1	1	91.4	TOTAL	44	30	331	2	1	95.9

RECEIVING

Seattle	No	Yds	LG	TD	Cincinnati	No	Yds	LG	TD
D. Baldwin	3	70	46	0	T. Eifert	8	90	25	2
J. Graham	3	30	22	0	A. Green	6	78	22	0
F. Jackson	3	29	12	0	M. Sanu	5	69	25	0
J. Kearse	2	38	30t	1	M. Jones	5	61	44	0
T. Lockett	2	29	22	0	G. Bernard	5	21	10	0
L. Willson	2	17	9	0	J. Hill	1	12	12	0
TOTAL	15	213	46	1	TOTAL	30	331	44	2

TEAM STATISTICS

	Seattle	Cincinnati
Total First Downs	16	27
Third Down Eff.	5-13-38%	6-15-40%
Total Net Yards	397	419
Total Off. Plays	57	79
Avg. per Play	7.0	5.3
Net Yards Rushing	200	109
Total Rushing Plays	30	31
Net Yards Passing	197	310
Times Sacked/Yards Lost	4/16	4/21
Pass Atts-Comps-Ints	23-15-1	44-30-1
Punts-No. and Avg.	8-50.9	6-48.8
Penalties-No. and Yards	10-112	7-50
Fumbles-No. and Lost	0-0	1-1
Touchdowns	3	3
Field Goals Made-Att	1-1	2-2
Time of Possession	30:35	40:49

DEFENSE

Seattle	T	S	A	QB	Yds.	Int.	Yds.	PD	FF	FR
K. Chancellor	11	8	3	0.0	0.0	0	0	0	0	0
R. Sherman	8	6	2	0.0	0.0	0	0	1	0	0
B. Wagner	7	5	2	0.0	0.0	0	0	1	0	1
K. Wright	6	6	0	0.0	0.0	0	0	0	0	0
M. Bennett	6	5	1	1.0	6.0	0	0	0	1	0
Additional Stats: Sacks: D. Shead 1.0, A. Rubin 1.0 INT: E. Thomas 1.										
Cincinnati	T	S	A	QB	Yds.	Int.	Yds.	PD	FF	FR
V. Rey	13	6	7	0.0	0.0	0	0	1	0	0
R. Mauluga	8	5	3	0.0	0.0	0	0	1	0	0
C. Dunlap	6	3	1.5	11.0	0	0	0	0	0	0
A. Jones	5	4	1	1.0	1.0	1	0	1	0	0
Additional Stats: Sacks: G. Atkins 1.0, E. Lamur 0.5.										



The Seattle Seahawks held a 13-point lead in the third quarter but could not hold onto the lead as Cam Newton led the Carolina Panthers back to a 27-23 victory and the Seahawks fell to 2-4 on the season. Seattle struck first with a 30-yard Steven Hauschka field goal following an Earl Thomas interception. Carolina scored on a two-yard run by Newton, taking the 7-3 lead. Seattle responded with an 80-yard drive and Marshawn Lynch scored his first TD of the season on a one-yard run, giving Seattle the 10-7 lead heading into halftime. Seattle added to its lead when Russell Wilson hit Ricardo Lockette on a 40-yard touchdown after a throwback from Lynch, and Steven Hauschka added a 50-yard field goal following a Kam Chancellor interception, giving Seattle the 20-7 lead. Jonathan Stewart scored on a one-yard run before Hauschka added a third field goal to bring the score to 23-14 with less than 12 minutes left in the game. After an 80-yard drive, Stewart again scored on a one-yard run, pulling to within three points with 3:55 remaining. Carolina forced a Seahawks punt and Newton again drove the Panthers 80 yards and connected with Greg Olsen on a blown coverage 26-yard touchdown pass with :32 remaining, giving Carolina the 27-23 victory in Seattle.

Carolina	0	7	7	13	27		
Seattle	3	7	10	3	23		

				Carolina	Seattle
SEA 1	5:37	Hauschka 30 FG (5-21, 2:36)		0	3
CAR 2	13:30	Newton 2 run (Gano kick) (14-80, 7:07)		7	3
SEA 2	8:00	Lynch 1 run (Hauschka kick) (12-90, 5:30)		7	10
SEA 3	11:27	Lockette 40 pass Wilson (Hauschka kick) (4-63, 1:58)		7	17
SEA 3	8:49	Hauschka 50 FG (4-1, 1:51)		7	20
CAR 3	3:34	Stewart 1 run (Gano kick) (11-80, 5:15)		14	20
SEA 4	11:46	Hauschka 43 FG (8-59, 4:11)		14	23
CAR 4	3:55	Stewart 1 run (kick failed) (9-80, 4:13)		20	23
CAR 4	0:32	Olsen 26 pass Newton (Gano kick) (8-80, 1:48)		27	23

Att. 69,020

INDIVIDUAL STATISTICS

RUSHING

Carolina	Att	Yds	LG	TD	Seattle	Att	Yds	LG	TD
J. Stewart	20	78	11	2	M. Lynch	17	54	17	1
C. Newton	7	30	9	1	R. Wilson	8	53	24	0
C. Brown	2	15	8	0	T. Rawls	1	8	8	0
TOTAL	33	135	11	3	TOTAL	26	115	24	1

PASSING

Carolina	A	C	Yds	TD	INT	RT	Seattle	A	C	Yds	TD	INT	RT
C. Newton	36	20	269	1	2	65.6	R. Wilson	30	18	241	1	0	96.7
TOTAL	36	20	269	1	2	65.6	TOTAL	30	18	241	1	0	96.7

RECEIVING

Carolina	No	Yds	LG	TD	Seattle	No	Yds	LG	TD
G. Olsen	7	131	32	1	J. Graham	8	140	45	0
E. Dickson	3	24	14	0	D. Baldwin	3	23	14	0
D. Funchess	2	24	16	0	R. Lockette	2	43	40t	1
C. Brown	2	22	11	0	F. Jackson	2	7	5	0
J. Cotchery	2	21	14	0	L. Willson	1	16	16	0
F. Whittaker	2	21	15	0	C. Matthews	1	12	12	0
TOTAL	20	269	32	1	TOTAL	18	241	45	1

TEAM STATISTICS

	Carolina	Seattle
Total First Downs	25	14
Third Down Eff.	4-11-36%	4-14-29%
Total Net Yards	383	334
Total Off. Plays	72	60
Avg. per Play	5.3	5.6
Net Yards Rushing	135	115
Total Rushing Plays	33	26
Net Yards Passing	248	219
Times Sacked/Yards Lost	3/21	4/22
Pass Atts-Comps-Ints	36-20-2	30-18-0
Punts-No. and Avg.	5-48.6	7-50.1
Penalties-No. and Yards	5-25	7-48
Fumbles-No. and Lost	0-0	0-0
Touchdowns	4	2
Field Goals Made-Att	0-0	3-3
Time of Possession	32:12	27:48

DEFENSE

Carolina	T	S	A	QB	Yds.	Int.	Yds.	PD	FF	FR
L. Kuechly	14	5	9	0.0	0.0	0	0	0	0	0
T. Davis	8	4	4	1.0	10.0	0	0	0	0	0
K. Coleman	8	1	7	0.0	0.0	0	0	0	0	0
R. Harper	6	1	5	0.0	0.0	0	0	1	0	0
K. Short	5	3	2	2.0	9.0	0	0	1	0	0
Additional Stats: Sacks: W. Horton 1.0.										
Seattle	T	S	A	QB	Yds.	Int.	Yds.	PD	FF	FR
K. Wright	12	3	9	0.0	0.0	0	0	0	0	0
K. Pierre-Louis	11	3	8	0.0	0.0	0	0	1	0	0
K. Chancellor	10	6	4	0.0	0.0	1	6	1	0	0
C. Williams	7	4	3	0.0	0.0	0	0	1	0	0
B. Irvin	5	4	1	2.0	17.0	0	0	0	0	0
Additional Stats: Sacks: M. Morgan 1.0.										

GAME 7


 Seattle Seahawks 20, San Francisco 49ers 3
 Thursday, October 22, 2015 — Levi's Stadium

The Seattle Seahawks defense held Colin Kaepernick and the San Francisco 49ers offense to 142 total yards as the Seahawks beat the 49ers by a score of 20-3 in San Francisco on Thursday night football. Marshawn Lynch ran for 122 yards, while scoring a touchdown on the Seahawks opening possession. Seattle added a Steven Hauschka 49-yard field goal in the second quarter to push the lead to 10-0 before Russell Wilson hit Tyler Lockett on a 43-yard touchdown late in the second quarter, giving Seattle a 17-0 lead at the half. The 49ers scored on a 35-yard field goal by Phil Dawson following Russell Wilson's second interception on the evening, bringing the score to 17-3 at the end of the third quarter. Seattle pushed the lead back to a three-score game with a 46-yard field goal by Hauschka, and the Seahawks were able to protect the lead for a 20-3 victory.

Seattle	7	10	0	3	20		
San Francisco	0	0	3	0	3		
						Seattle	San Francisco
SEA 1	7:01	Lynch 1 run (Hauschka kick) (12-61, 6:36)				7	0
SEA 2	9:37	Hauschka 49 FG (6-35, 3:21)				10	0
SEA 2	2:44	Lockett 43 pass Wilson (Hauschka kick) (5-90, 2:57)				17	0
SF 3	1:21	Dawson 35 FG (10-76, 5:03)				17	3
SEA 4	9:23	Hauschka 46 FG (12-49, 6:58)				20	3
Att.	70,799						

INDIVIDUAL STATISTICS

RUSHING

Seattle	Att	Yds	LG	TD	San Francisco	Att	Yds	LG	TD
M. Lynch	27	122	17	1	C. Hyde	11	40	13	0
T. Rawls	6	32	17	0	R. Bush	4	21	9	0
R. Wilson	7	20	9	0					
TOTAL	41	176	17	1	TOTAL	15	61	13	0

PASSING

Seattle	A	C	Yds	TD	INT	RT	San Francisco	A	C	Yds	TD	INT	RT
R. Wilson	24	18	235	1	2	84.5	C. Kaepernick	24	13	124	0	0	68.8
TOTAL	24	18	235	1	2	84.5	TOTAL	24	13	124	0	0	68.8

RECEIVING

Seattle	No	Yds	LG	TD	San Francisco	No	Yds	LG	TD
T. Lockett	5	79	43t	1	V. Davis	4	61	27	0
F. Jackson	4	33	18	0	A. Boldin	3	39	27	0
J. Kearse	3	64	36	0	R. Bush	3	13	8	0
J. Graham	2	31	23	0	G. Celek	1	8	8	0
D. Baldwin	2	19	15	0	Q. Patton	1	2	2	0
T. Rawls	2	9	5	0	V. McDonald	1	1	1	0
TOTAL	18	235	43t	1	TOTAL	13	124	27	0

TEAM STATISTICS

	Seattle	SF
Total First Downs	21	8
Third Down Eff.	5-13-38%	1-11-9%
Total Net Yards	388	142
Total Off. Plays	70	45
Avg. per Play	5.5	3.2
Net Yards Rushing	176	61
Total Rushing Plays	41	15
Net Yards Passing	212	81
Times Sacked/Yards Lost	5/23	6/43
Pass Atts-Comps-Ints	24-18-2	24-13-0
Punts-No. and Avg.	4-46.8	9-43.3
Penalties-No. and Yards	6-50	4-33
Fumbles-No. and Lost	0-0	1-0
Touchdowns	2	0
Field Goals Made-Att	2-2	1-1
Time of Possession	38:05	21:55

DEFENSE

Seattle	T	S	A	QB Yds.	Int.	Yds.	PD	FF	FR
B. Wagner	5	5	0	0.0	0	0	1	0	0
M. Bennett	5	4	1	3.5	18.0	0	0	0	0
C. Avril	5	4	1	1.5	16.0	0	0	1	0
E. Thomas	5	3	2	0.0	0.0	0	0	0	0
K. Wright	4	3	1	0.0	0.0	0	0	0	0
Additional Stats: Sacks: D. King 0.5, B. Mebane 0.5.									
San Francisco	T	S	A	QB Yds.	Int.	Yds.	PD	FF	FR
M. Wilhoite	13	9	4	0.0	0.0	0	0	0	0
N. Bowman	10	6	4	0.0	0.0	0	0	0	0
J. Tartt	8	6	2	0.0	0.0	0	0	0	0
A. Lynch	5	5	0	2.0	11.0	0	0	0	0
A. Brooks	5	2	3	2.0	10.0	0	0	0	0
Additional Stats: Sacks: Q. Dial 1.0. INT: T. Brock 1, K. Acker 1.									



The Seattle Seahawks edged out the Dallas Cowboys in Dallas as Russell Wilson led a game-winning drive and Steven Hauschka kicked a field goal with one minute remaining to beat the Cowboys by a score of 13-12. Seattle scored on their opening possession as Hauschka connected on a 26-yard field goal. The Cowboys responded with an eight-minute drive as Dan Bailey made a 33-yard field goal to even the score. Wilson found Luke Willson down the middle of the field for a 22-yard second quarter touchdown, giving Seattle the 10-3 lead. The Cowboys' Bailey then connected on a second quarter 35-yard field goal, a third quarter 52-yarder, and a fourth quarter 27-yarder to give Dallas the 12-10 lead with 14:27 remaining in the game. With just over six minutes left in the game, Wilson took the Seattle offense on a drive that lasted 5:35, covered 79 yards in 17 plays and ended with a Hauschka field goal with 1:06 remaining, and Seattle's defense held for the 13-12 victory.

Seattle	3	7	0	3	13		
Dallas	3	3	3	3	12		

						Seattle	Dallas
SEA 1	8:47	Hauschka 26 FG (12-72, 6:13)				3	0
DAL 1	0:43	Bailey 33 FG (15-65, 8:04)				3	3
SEA 2	5:29	Willson 22 pass Wilson (Hauschka kick) (7-65, 3:38)				10	3
DAL 2	1:34	Bailey 35 FG (10-63, 3:55)				10	6
DAL 3	8:51	Bailey 52 FG (12-46, 6:09)				10	9
DAL 4	14:27	Bailey 27 FG (4-7, 0:48)				10	12
SEA 4	1:06	Hauschka 24 FG (17-79, 5:35)				13	12

Att. 91,486

INDIVIDUAL STATISTICS

RUSHING

Seattle	Att	Yds	LG	TD	Dallas	Att	Yds	LG	TD
M. Lynch	21	71	12	0	D. McFadden	20	64	12	0
R. Wilson	6	32	10	0	M. Cassel	4	43	24	0
T. Rawls	4	10	7	0	C. Michael	5	20	9	0
TOTAL	31	113	12	0	TOTAL	30	129	24	0

PASSING

Seattle	A	C	Yds	TD	INT	RT	Dallas	A	C	Yds	TD	INT	RT
R. Wilson	30	19	210	1	1	81.3	M. Cassel	25	13	97	0	0	61.6
							D. McFadden	1	0	0	0	0	39.6
TOTAL	30	19	210	1	1	81.3	TOTAL	26	13	97	0	0	59.3

RECEIVING

Seattle	No	Yds	LG	TD	Dallas	No	Yds	LG	TD
J. Graham	7	75	19	0	D. McFadden	6	49	11	0
T. Lockett	3	36	16	0	T. Williams	2	20	15	0
D. Baldwin	3	35	15	0	J. Witten	2	16	9	0
L. Willson	2	41	22t	1	D. Bryant	2	12	15	0
M. Lynch	2	11	10	0	J. Hanna	1	0	0	0
F. Jackson	1	9	9	0					
R. Lockette	1	3	3	0					
TOTAL	19	210	22t	1	TOTAL	13	97	15	0

TEAM STATISTICS

	Seattle	Dallas
Total First Downs	19	14
Third Down Eff.	5-12-42%	4-14-29%
Total Net Yards	323	220
Total Off. Plays	61	57
Avg. per Play	5.3	3.9
Net Yards Rushing	113	129
Total Rushing Plays	31	30
Net Yards Passing	210	91
Times Sacked/Yards Lost	0/0	1/6
Pass Atts-Comps-Ints	30-19-1	26-13-0
Punts-No. and Avg.	4-48.3	4-47.0
Penalties-No. and Yards	5-40	5-40
Fumbles-No. and Lost	0-0	1-0
Touchdowns	1	0
Field Goals Made-Att	2-3	4-4
Time of Possession	29:38	30:22

DEFENSE

Seattle	T	S	A	QB	Yds.	Int.	Yds.	PD	FF	FR
K. Wright	9	6	3	0.0	0.0	0	0	0	0	0
K. Chancellor	6	5	1	0.0	0.0	0	0	0	0	0
E. Thomas	5	4	1	0.0	0.0	0	0	0	0	0
C. Williams	5	4	1	0.0	0.0	0	0	0	0	0
B. Wagner	5	4	1	0.0	0.0	0	0	0	0	0

Additional Stats: Sacks: B. Irvin 1.0.

Dallas	T	S	A	QB	Yds.	Int.	Yds.	PD	FF	FR
S. Lee	11	5	6	0.0	0.0	0	0	0	0	0
B. Church	9	5	4	0.0	0.0	0	0	0	0	0
D. Lawrence	7	5	2	0.0	0.0	0	0	0	0	0
B. Carr	4	4	0	0.0	0.0	0	0	0	0	0
G. Hardy	4	2	2	0.0	0.0	1	9	1	0	0

Additional Stats: None.



The Seattle Seahawks overcame a 19-0 deficit to take a 29-25 lead early in the fourth quarter, but could not contain the Cardinals offense and ran out of time for a second comeback as they fell to the Arizona Cardinals at CenturyLink Field by a final score of 39-32. After a scoreless first quarter, Arizona started scoring quickly, putting up 19 secondquarter points with a Chandler Catanzaro field goal, Frostee Rucker tackling Russell Wilson in the end zone for a safety after a loose ball scramble, and two touchdown passes from Carson Palmer to Michael Floyd. Seattle's offense put together an 80-yard drive and scored on a Will Tukuafu one-yard run to bring the score to 19-7, but the Cardinals added a Catanzaro field goal as time expired in the half, for a halftime score of 22-7. The teams traded field goals in the third quarter before Russell Wilson hit Doug Baldwin on a 32-yard touchdown pass to bring the score to 25-17. In the fourth quarter, Seattle's defense forced two sack-fumbles of Carson Palmer and K.J. Wright recovered the first, setting up a Marshawn Lynch TD run and Bobby Wagner recovered the second and returned it 22 yards for a TD, giving Seattle the 29-25 lead. But the Cardinals responded as Palmer hit Jermaine Gresham for a 14-yard TD and Andre Ellington beat a Seahawks blitz on a 48-yard TD run to push Arizona's lead to 39-29 with 1:58 remaining in the game. Seattle scored quickly on a Steven Hauschka field goal with 0:58 remaining but the onside kick attempt was recovered by Arizona, sealing the Cardinals' 39-32 victory.

Arizona	0	22	3	14	39		
Seattle	0	7	10	15	32	Arizona	Seattle
AZ 2 12:52	Catanzaro 33 FG (7-34, 3:03)					3	0
AZ 2 12:14	Wilson tackled in end zone by Rucker for a safety					5	0
AZ 2 6:41	Floyd 27 pass Palmer (Catanzaro kick) (10-59, 5:33)					12	0
AZ 2 4:02	Floyd 35 pass Palmer (Catanzaro kick) (3-45, 1:23)					19	0
SEA 2 1:52	Tukuafu 1 run (Hauschka kick) (6-80, 2:10)					19	7
AZ 2 0:00	Catanzaro 43 FG (9-55, 1:52)					22	7
SEA 3 11:18	Hauschka 31 FG (9-67, 3:42)					22	10
AZ 3 6:29	Catanzaro 43 FG (4-11, 1:42)					25	10
SEA 3 4:52	Baldwin 32 pass Wilson (Hauschka kick) (3-69, 1:37)					25	17
SEA 4 14:44	Lynch 3 run (pass failed) (1-3, 0:05)					25	23
SEA 4 13:00	Wagner 22 fumble return (pass failed)					25	29
AZ 4 8:41	Gresham 14 pass Palmer (Catanzaro kick) (10-83, 4:19)					32	29
AZ 4 1:58	Ellington 48 run (Catanzaro kick) (8-80, 4:04)					39	29
SEA 4 0:58	Hauschka 46 FG (7-40, 1:00)					39	32
Att. 69,005							

INDIVIDUAL STATISTICS

RUSHING

Arizona	Att	Yds	LG	TD	Seattle	Att	Yds	LG	TD
A. Ellington	5	61	48t	1	R. Wilson	6	52	20	0
C. Johnson	25	58	8	0	M. Lynch	8	42	16	1
TOTAL	33	117	48t	1	TOTAL	18	115	20	2

PASSING

Arizona	A	C	Yds	TD	INT	RT	Seattle	A	C	Yds	TD	INT	RT
C. Palmer	48	29	363	3	1	96.1	R. Wilson	32	14	240	1	1	67.2
TOTAL	48	29	363	3	1	96.1	TOTAL	32	14	240	1	1	67.2

RECEIVING

Arizona	No	Yds	LG	TD	Seattle	No	Yds	LG	TD
L. Fitzgerald	10	130	22	0	D. Baldwin	7	134	33	1
M. Floyd	7	113	35t	2	J. Graham	3	41	30	0
Ja. Brown	3	38	20	0	P. Richardson	1	40	40	0
TOTAL	29	363	35t	3	TOTAL	14	240	40	1

TEAM STATISTICS

	Arizona	Seattle
Total First Downs	30	18
Third Down Eff.	8-17-47%	1-8-13%
Total Net Yards	451	343
Total Off. Plays	84	52
Avg. per Play	5.4	6.6
Net Yards Rushing	117	115
Total Rushing Plays	33	18
Net Yards Passing	334	228
Times Sacked/Yards Lost	3/29	2/12
Pass Atts-Comps-Ints	48-29-1	32-14-1
Punts-No. and Avg.	3-44.7	5-40.8
Penalties-No. and Yards	9-71	14-131
Fumbles-No. and Lost	2-2	1-0
Touchdowns	4	4
Field Goals Made-Att	3-3	2-2
Time of Possession	38:52	21:08

DEFENSE

Arizona	T	S	A	QB	Yds.	Int.	Yds.	PD	FF	FR
D. Bucannon	7	4	3	1.0	0.0	0	0	0	0	0
T. Mathieu	6	5	1	0.0	0.0	1	24	3	0	0
T. Jefferson	4	2	2	0.0	0.0	0	0	2	0	0
K. Minter	4	2	2	0.0	0.0	0	0	0	0	0
J. Powers	3	2	1	0.0	0.0	0	0	1	0	0
Additional Stats: Sacks: Team 1.0.										
Seattle	T	S	A	QB	Yds.	Int.	Yds.	PD	FF	FR
K. Chancellor	19	7	12	0.0	0.0	0	0	0	0	0
B. Wagner	11	4	7	0.0	0.0	0	0	1	0	0
K. Wright	9	4	5	1.0	11.0	0	0	0	1	1
C. Williams	7	2	5	0.0	0.0	0	0	1	0	0
C. Avril	5	3	2	1.0	12.0	0	0	0	1	0
Additional Stats: Sacks: A. Rubin 1.0. INT: E. Thomas 1. TD: B. Wagner 1 (FR).										



The Seattle Seahawks gained 508 yards of total offense behind a strong rushing performance by Thomas Rawls, while the defense held the San Francisco 49ers to 306 yards as the Seahawks beat the 49ers by a score of 29-13. Rawls rushed for 209 yards on 30 carries, the second-highest total in Seahawks history. Seattle's offense scored touchdowns on its first three possessions of the game, as Russell Wilson hit Tyler Lockett on a 24-yard pass, Rawls scored on a 2-yard run, and Lockett scored his second TD on an 11-yard pass from Wilson. Steven Hauschka missed one of the extra point tries, leaving Seattle with a 20-0 lead midway through the second quarter. The 49ers put together a 92-yard drive at the end of the half and Blaine Gabbert hit Vance McDonald on a 19-yard TD pass with 0:09 left in the half, bringing the score to 20-7 at the half. In the second half, Hauschka hit a 33-yard field goal, sandwiched between two Phil Dawson field goals, making the score 23-13 at the end of the third quarter. Thomas Rawls scored his second touchdown of the game on a 31-yard TD pass from Wilson, giving Seattle the 29-13 lead. Seattle's defense forced punts on San Francisco's three fourth quarter possessions, securing the 29-13 victory.

San Francisco	0	7	6	0	13		
Seattle	13	7	3	6	29		
						San Fran	Seattle
SEA 1	9:55	Lockett 24 pass Wilson (Hauschka kick) (6-61, 2:58)				0	7
SEA 1	3:04	Rawls 2 run (kick failed, wr) (11-59, 5:25)				0	13
SEA 2	7:15	Lockett 11 pass Wilson (Hauschka kick) (13-91, 7:37)				0	20
SF 2	0:09	McDonald 19 pass Gabbert (Dawson kick) (9-92, 1:31)				7	20
SF 3	9:44	Dawson 27 FG (8-56, 3:27)				10	20
SEA 3	5:01	Hauschka 33 FG (9-65, 4:43)				10	23
SF 3	0:07	Dawson 25 FG (10-64, 4:54)				13	23
SEA 4	12:32	Rawls 31 pass Wilson (kick blocked) (7-80, 2:35)				13	29
Att. 68,993							

INDIVIDUAL STATISTICS

RUSHING

San Francisco	Att	Yds	LG	TD	Seattle	Att	Yds	LG	TD
S. Draughn	12	37	9	0	T. Rawls	30	209	30	1
B. Gabbert	4	22	10	0	R. Wilson	9	30	8	0
TOTAL	16	59	10	0	TOTAL	44	255	30	1

PASSING

San Francisco	A	C	Yds	TD	INT	RT	Seattle	A	C	Yds	TD	INT	RT
B. Gabbert	34	22	264	1	0	98.2	R. Wilson	29	24	260	3	0	138.5
TOTAL	34	22	264	1	0	98.2	TOTAL	29	24	260	3	0	138.5

RECEIVING

San Francisco	No	Yds	LG	TD	Seattle	No	Yds	LG	TD
S. Draughn	8	40	19	0	D. Baldwin	6	60	21	0
A. Boldin	5	93	28	0	T. Lockett	4	48	24t	2
V. McDonald	4	65	36	1	T. Rawls	3	46	31t	1
G. Celek	2	35	33	0	J. Graham	3	39	20	0
Q. Patton	2	15	15	0	J. Kearse	3	34	18	0
T. Smith	1	16	16	0	L. Willson	2	15	10	0
TOTAL	22	264	36	1	TOTAL	24	260	31	3

TEAM STATISTICS

	San Francisco	Seattle
Total First Downs	14	28
Third Down Eff.	2-11-18%	8-14-57%
Total Net Yards	306	508
Total Off. Plays	52	75
Avg. per Play	5.9	6.8
Net Yards Rushing	59	255
Total Rushing Plays	16	44
Net Yards Passing	247	253
Times Sacked/Yards Lost	2/17	2/7
Pass Atts-Comps-Ints	34-22-0	29-24-0
Punts-No. and Avg.	7-43.7	4-38.5
Penalties-No. and Yards	5-42	8-51
Fumbles-No. and Lost	2-0	0-0
Touchdowns	1	4
Field Goals Made-Att	2-2	1-1
Time of Possession	22:21	37:39

DEFENSE

San Francisco	T	S	A	QB	Yds.	Int.	Yds.	PD	FF	FR
E. Reid	10	6	4	0.0	0.0	0	0	0	0	0
N. Bowman	9	4	5	0.0	0.0	0	0	0	0	0
M. Wilhoite	9	3	6	0.0	0.0	0	0	0	0	0
J. Tartt	8	4	4	0.0	0.0	0	0	0	0	0
T. Brock	7	4	3	0.0	0.0	0	0	0	0	0
Additional Stats: Sacks: A. Brooks 1.0, A. Lynch 0.5, Q. Dial 0.5.										
Seattle	T	S	A	QB	Yds.	Int.	Yds.	PD	FF	FR
B. Wagner	8	3	5	0.0	0.0	0	0	1	0	0
K. Wright	6	2	4	0.0	0.0	0	0	1	1	0
K. Chancellor	5	3	2	0.0	0.0	0	0	0	0	0
C. Williams	5	3	2	0.0	0.0	0	0	0	0	0
E. Thomas	5	1	4	0.0	0.0	0	0	1	0	0
Additional Stats: Sacks: C. Avril 2.0.										

GAME 11


Seattle Seahawks 39, Pittsburgh Steelers 30
Sunday, November 29, 2015 — CenturyLink Field

The Seattle Seahawks defense intercepted the Steelers' quarterbacks four times and Russell Wilson threw for 345 yards and five touchdowns, three of which to Doug Baldwin, as the Seahawks beat the Pittsburgh Steelers by a score of 39-30 in the sixth-coldest game at CenturyLink Field in franchise history at 38 degrees at kickoff. Ben Roethlisberger threw for 456 yards, the most ever allowed by a Seahawks defense. After a Steelers field goal in the first quarter, both teams opened up the scoring in the second quarter as Wilson hit Baldwin and Jermaine Kearse on 16- and 12-yard TD passes and Martavis Bryant and DeAngelo Williams both rushed for touchdowns, and the Steelers converted a two-point conversion, giving the Steelers the halftime lead, 18-14. Chris Boswell added a second field goal for the Steelers and Thomas Rawls scored on a one-yard TD run, but the extra point was blocked, allowing the Steelers to hold the lead at 21-20 at the end of the third quarter. Kearse caught his second TD of the game and Baldwin caught his second TD, missing both two-point conversion tries, and Markus Wheaton scored on a 69-yard pass from Roethlisberger, also not converting the two-point try, bringing the score to 32-27 Seahawks, with 8:12 remaining in the fourth quarter. Seattle's defense protected the lead, holding the Steelers to a field goal with 3:00 remaining, and on the ensuing Seahawks possession, Wilson hit Baldwin on a crossing route on third-and-10 that Baldwin took 80 yards for a touchdown, giving Seattle a nine-point lead that Seattle's defense secured with a Kam Chancellor interception off of Landry Jones. Seattle's offense ran out the clock for the 39-30 victory.

Pittsburgh	3	15	3	9	30	Pittsburgh	Seattle
Seattle	0	14	6	19	39		
PIT 1 5:32	Boswell 44 FG (12-58, 5:40)					3	0
SEA 2 12:18	Baldwin 16 pass Wilson (Hauschka kick) (6-24, 2:27)					3	7
PIT 2 8:39	Bryant 11 run (Boswell kick) (7-49, 3:39)					10	7
SEA 2 2:10	Kearse 12 pass Wilson (Hauschka kick) (11-85, 6:29)					10	14
PIT 2 0:56	De. Williams 6 run (Roethlisberger-James pass) (8-80, 1:14)					18	14
PIT 3 5:51	Boswell 25 Field Goal (11-78, 6:58)					21	14
SEA 3 3:00	Rawls 1 run (kick blocked) (2-37, 0:36)					21	20
SEA 4 12:17	Kearse 9 pass Wilson (pass failed) (4-39, 1:48)					21	26
PIT 4 11:40	Wheaton 69 pass Roethlisberger (pass failed) (3-80, 0:37)					27	26
SEA 4 8:12	Baldwin 30 pass Wilson (run failed) (6-73, 3:28)					27	32
PIT 4 3:00	Boswell 22 FG (14-71, 5:12)					30	32
SEA 4 2:01	Baldwin 80 pass Wilson (Hauschka kick) (3-80, 0:59)					30	39
Att. 69,055							

INDIVIDUAL STATISTICS

RUSHING

Pittsburgh	Att	Yds	LG	TD	Seattle	Att	Yds	LG	TD
De. Williams	8	29	7	1	T. Rawls	21	81	17	1
B. Roethlisberger	5	18	8	0	R. Wilson	4	14	10	0
TOTAL	14	58	11t	2	TOTAL	27	100	17	1

PASSING

Pittsburgh	A	C	Yds	TD	INT	RT	Seattle	A	C	Yds	TD	INT	RT
Roethlisberger	55	36	456	1	2	82.1	R. Wilson	30	21	345	5	0	147.9
TOTAL	59	37	490	1	4	66.3	TOTAL	30	21	345	5	0	147.9

RECEIVING

Pittsburgh	No	Yds	LG	TD	Seattle	No	Yds	LG	TD
M. Wheaton	9	201	69t	1	D. Baldwin	6	145	80t	3
De. Williams	7	88	34	0	J. Graham	4	75	36	0
A. Brown	6	51	15	0	J. Kearse	4	47	22	2
M. Bryant	5	69	40	0	T. Lockett	3	38	16	0
TOTAL	37	490	69	1	TOTAL	21	345	80t	5

TEAM STATISTICS

	Pittsburgh	Seattle
Total First Downs	26	21
Third Down Eff.	5-11-45%	7-13-54%
Total Net Yards	538	436
Total Off. Plays	75	59
Avg. per Play	7.2	7.4
Net Yards Rushing	58	100
Total Rushing Plays	14	27
Net Yards Passing	480	336
Times Sacked/Yards Lost	2/10	2/9
Pass Atts-Comps-Ints	59-37-4	30-21-0
Punts-No. and Avg.	2-39.5	6-42.5
Penalties-No. and Yards	6-65	8-76
Fumbles-No. and Lost	1-0	2-0
Touchdowns	3	6
Field Goals Made-Att	3-3	0-0
Time of Possession	32:00	28:00

DEFENSE

Pittsburgh	T	S	A	QB Y	ds.	Int.	Yds.	PD	FF	FR
M. Mitchell	8	6	2	0.0	0.0	0	0	0	0	0
L. Timmons 7	6	1	0.0	0.0	0	0	0	0	0	0
V. Williams	6	5	1	0.0	0.0	0	0	0	0	0
R. Cockrell	4	3	1	0.0	0.0	0	0	0	1	0
S. Tuitt	4	2	2	0.0	0.0	0	0	0	0	0
Additional Stats:	Sacks: C. Heyward 1.0, W. Gay 1.0.									
Seattle	T	S	A	QB	Yds.	Int.	Yds.	PD	FF	FR
B. Wagner	12	7	5	0.0	0.0	0	0	1	1	0
D. Shead	10	8	2	0.0	0.0	0	0	4	0	0
E. Thomas	6	6	0	0.0	0.0	0	0	0	0	0
K. Wright	6	4	2	0.0	0.0	0	0	0	0	0
K. Chancellor	5	2	3	0.0	0.0	1	0	2	0	0
Additional Stats:	Sacks: C. Avril 1.0, F. Clark 1.0. INT: A. Rubin 1, J. Lane 1.									



The Seattle Seahawks dominated the Minnesota Vikings as the Seahawks offense put up 38 points and 433 total yards, while the defense held the Vikings to 125 total yards and zero points, with the only Vikings points coming on a 103 yard kick return late in the third quarter, as the Seahawks rolled to a 38-7 victory in Minnesota. Thomas Rawls ran for 101 yards and scored on a five-yard run in the first quarter to give Seattle a 7-0 lead. Russell Wilson ran for an eight-yard TD and hit Doug Baldwin on a 20-yard TD pass in the second quarter to give Seattle the 21-0 lead at halftime. Wilson tossed two more touchdowns in the third quarter, connecting with Fred Jackson on a five-yard TD and Baldwin again on a 53-yard pass, pushing Seattle's lead to 35-0. The Vikings scored as Cordarelle Patterson returned a kickoff 101 yards for a touchdown, and the Seahawks responded with a Steven Hauschka field goal with 8:00 remaining in the fourth quarter, bringing the score to 38-7. Seattle's defense held Adrian Peterson to 18 yards on eight carries, limited Teddy Bridgewater to 118 yards passing while recording four sacks, and Earl Thomas intercepted one pass on the day.

Seattle	7	14	14	3	38		
Minnesota	0	0	7	0	7		

						Seattle	Minnesota
SEA 1	3:36	Rawls 5 run (Hauschka kick) (12-81, 7:39)				7	0
SEA 2	2:04	Wilson 8 run (Hauschka kick) (13-98, 6:15)				14	0
SEA 2	1:04	Baldwin 20 pass Wilson (Hauschka kick) (1-20, 0:04)				21	0
SEA 3	9:12	Jackson 5 pass Wilson (Hauschka kick) (7-42, 3:45)				28	0
SEA 3	1:01	Baldwin 53 pass Wilson (Hauschka kick) (6-75, 2:52)				35	0
MIN 3	0:48	Patterson 101 kickoff return (Walsh kick) (0-0, :13)				35	7
SEA 4	8:00	Hauschka 23 FG (15-75, 7:48)				38	7

Att. 52,430

INDIVIDUAL STATISTICS

RUSHING

Seattle	Att	Yds	LG	TD	Minnesota	Att	Yds	LG	TD
T. Rawls	19	101	20	1	A. Peterson	8	18	5	0
R. Wilson	9	51	14	1	J. McKinnon	4	18	12	0
D. Harris	3	7	3	0	T. Bridgewater	1	2	2	0
TOTAL	36	173	20	2	TOTAL	16	31	12	0

PASSING

Seattle	A	C	Yds	TD	INT	RT	Minnesota	A	C	Yds	TD	INT	RT
R. Wilson	27	21	274	3	0	146.0	T. Bridgewater	28	17	118	0	1	55.4
TOTAL	28	21	274	3	0	141.1	TOTAL	28	17	118	0	1	55.4

RECEIVING

Seattle	No	Yds	LG	TD	Minnesota	No	Yds	LG	TD
T. Lockett	7	90	29	0	A. Peterson	4	6	3	0
D. Baldwin	5	94	53t	2	K. Rudolph	3	13	6	0
T. Rawls	3	22	9	0	J. McKinnon	3	6	7	0
L. Willson	2	36	22	0	M. Wallace	2	43	25	0
F. Jackson	2	13	8	1	J. Wright	2	24	17	0
TOTAL	21	274	53t	3	TOTAL	17	118	25	0

TEAM STATISTICS

	Seattle	Minnesota
Total First Downs	25	9
Third Down Eff.	9-13-69%	2-10-20%
Total Net Yards	433	125
Total Off. Plays	66	48
Avg. per Play	6.6	2.6
Net Yards Rushing	173	31
Total Rushing Plays	36	16
Net Yards Passing	260	94
Times Sacked/Yards Lost	2/14	4/24
Pass Atts-Comps-Ints	28-21-0	28-17-1
Punts-No. and Avg.	2-39.0	7-40.1
Penalties-No. and Yards	9-65	9-95
Fumbles-No. and Lost	1-1	1-0
Touchdowns	5	1
Field Goals Made-Att	1-1	0-0
Time of Possession	35:10	24:50

DEFENSE

Seattle	T	S	A	QB	Yds.	Int.	Yds.	PD	FF	FR
K. Wright	10	9	1	0.0	0.0	0	0	0	0	0
B. Wagner	7	7	0	0.0	0.0	0	0	0	0	0
Chancellor	7	5	2	0.0	0.0	0	0	0	0	0
M. Bennett	4	3	1	1.0	8.0	0	0	0	0	0
B. Irvin	3	3	0	1.0	8.0	0	0	0	1	0
Additional Stats: INT: E. Thomas 1.										
Minnesota	T	S	A	QB	Yds.	Int.	Yds.	PD	FF	FR
R. Blanton	9	7	2	0.0	0.0	0	0	0	0	0
S. Floyd	7	6	1	0.0	0.0	0	0	0	0	0
Kendricks	7	3	4	0.0	0.0	0	0	0	0	0
Greenway	6	5	1	0.0	0.0	0	0	0	0	0
A. Exum	5	5	0	0.0	0.0	0	0	0	1	1
Additional Stats: Sacks: B. Robinson 2.0.										



The Seattle Seahawks beat the Baltimore Ravens by a score of 35-6 behind strong performances by Russell Wilson, who passed for 292 yards and five touchdowns, Doug Baldwin, who caught six passes for 82 yards and three touchdowns, and Tyler Lockett, who caught six passes for 104 yards and two touchdowns. Wilson found Lockett in the end zone for an eight-yard TD pass in the first quarter. The Ravens scored on two Justin Tucker field goals in the second quarter, and Wilson hit Baldwin on a 14-yard TD for a halftime score of 14-6. Wilson connected with Baldwin on a 22-yard TD pass in the third quarter, pushing Seattle's lead to 21-6. Wilson again hit Lockett and Baldwin on 49- and 16-yard touchdowns in the fourth quarter, respectively, giving Seattle the 35-6 lead. Richard Sherman notched his second interception of the season and Seattle's defense kept the Ravens out of the end zone, giving up just six points on two field goals, the second week in a row holding the opposing offense without a touchdown.

Seattle	7	7	7	14	35
Baltimore	0	6	0	0	6

SEA 1 5:08	Lockett 8 pass Wilson (Hauschka kick) (11-80, 6:18)		
BAL 2 13:39	Tucker 28 FG (5-32, 2:31)		
SEA 2 0:38	Baldwin 14 pass Wilson (Hauschka kick) (2-14, 0:09)		
BAL 2 0:00	Tucker 30 FG (5-68, 0:38)		
SEA 3 8:54	Baldwin 22 pass Wilson (Hauschka kick) (11-80, 6:06)		
SEA 4 14:53	Lockett 49 pass Wilson (Hauschka kick) (9-86, 5:01)		
SEA 4 8:55	Baldwin 16 pass Wilson (Hauschka kick) (4-38, 2:21)		

Att. 71,179

Seattle	Baltimore
7	0
7	3
14	3
21	6
28	6
35	6

INDIVIDUAL STATISTICS

RUSHING

Seattle	Att	Yds	LG	TD	Baltimore	Att	Yds	LG	TD
T. Rawls	6	44	16	0	T. West	5	16	17	0
D. Harris	18	42	6	0	J. Allen	8	14	5	0
TOTAL	36	123	19	0	TOTAL	14	28	17	0

PASSING

Seattle	A	C	Yds	TD	INT	RT	Baltimore	A	C	Yds	TD	INT	RT
R. Wilson	32	23	292	5	0	139.6	J. Clausen	40	23	274	0	1	68.1
TOTAL	33	24	301	5	0	140.3	TOTAL	40	23	274	0	1	68.1

RECEIVING

Seattle	No	Yds	LG	TD	Baltimore	No	Yds	LG	TD
J. Kearse	7	74	20	0	J. Butler	7	72	23	0
T. Lockett	6	104	49t	2	K. Aiken	5	90	37	0
D. Baldwin	6	82	22t	3	D. Brown	5	47	31	0
C. Helfet	2	20	17	0	J. Allen	5	44	17	0
TOTAL	24	301	49t	5	TOTAL	23	274	37	0

TEAM STATISTICS

	Seattle	Baltimore
Total First Downs	28	16
Third Down Eff.	8-12-67%	3-11-27%
Total Net Yards	424	302
Total Off. Plays	69	55
Avg. per Play	6.1	5.5
Net Yards Rushing	123	28
Total Rushing Plays	36	14
Net Yards Passing	301	274
Times Sacked/Yards Lost	0/0	1/0
Pass Atts-Comps-Ints	33-24-0	40-23-1
Punts-No. and Avg.	3-51.0	5-45.2
Penalties-No. and Yards	6-42	9-94
Fumbles-No. and Lost	1-1	1-1
Touchdowns	5	0
Field Goals Made-Att	0-0	2-2
Time of Possession	35:43	24:17

DEFENSE

Seattle	T	S	A	QB	Yds.	Int.	Yds.	PD	FF	FR
K. Wright	8	5	3	0.0	0.0	0	0	0	0	0
B. Wagner	6	2	4	0.0	0.0	0	0	0	0	1
E. Thomas	4	4	0	0.0	0.0	0	0	0	0	0
M. Bennett	4	3	1	1.0	0.0	0	0	0	0	0
K. McCray	3	3	0	0.0	0.0	0	0	0	0	0
Additional Stats: INT: R. Sherman 1. FF: F. Clark 1.										
Baltimore	T	S	A	QB	Yds.	Int.	Yds.	PD	FF	FR
S. Wright	9	7	2	0.0	0.0	0	0	0	0	0
D. Smith	8	0	8	0.0	0.0	0	0	0	0	0
C. Mosely	7	3	4	0.0	0.0	0	0	1	0	0
L. Webb	5	4	1	0.0	0.0	0	0	1	0	0
J. Smith	5	4	1	0.0	0.0	0	0	0	0	0
Additional Stats: FF: C. Upshaw 1. FR: E. Dumervil 1.										



The Seattle Seahawks beat the Cleveland Browns by a score of 30-13 behind another strong performance by Russell Wilson, who extended his streak of throwing three or more touchdowns and zero interceptions to five games, passing for 249 yards and three touchdowns on the day. The Browns scored on the opening possession of the game as Johnny Manziel connected with Gary Barnidge on a seven-yard TD. Seattle responded with a touchdown drive with Wilson hitting Doug Baldwin for a three-yard TD. The Seahawks took the 14-7 lead on their second possession as Wilson and Baldwin again connected on a six-yard TD. The Browns added a 34-yard field goal in the second quarter, and the Seahawks added two Steven Hauschka field goals at the end of the first half, one with 0:55 remaining and the other on an untimed down with 0:00 remaining, due to a facemask call on the final play, giving Seattle the 20-10 halftime lead. On the first play of the fourth quarter, Wilson hit Tyler Lockett on a 27-yard TD, pushing Seattle's lead to 27-10. Travis Coons connected on a 37-yard field goal for the Browns and Hauschka added a 30-yard FG for Seattle with 3:34 remaining in the game, giving Seattle the 30-13 lead. Marcus Burley intercepted Manziel on the Browns' final possession, securing the 30-

Cleveland	7	3	0	3	13
Seattle	7	13	0	10	30

						Cleveland	Seattle
CLE	1	8:07	Barnidge 7 pass Manziel (Coons kick) (15-80, 6:53)			7	0
SEA	1	0:43	Baldwin 3 pass Wilson (Hauschka kick) (14-69, 7:24)			7	7
SEA	2	9:56	Baldwin 6 pass Wilson (Hauschka kick) (8-57, 3:52)			7	14
CLE	2	6:31	Coons 34 FG (8-36, 3:25)			10	14
SEA	2	0:55	Hauschka 49 FG (12-57, 5:36)			10	17
SEA	2	0:00	Hauschka 27 FG (4-64, 0:16)			10	20
SEA	4	14:54	Lockett 27 pass Wilson (Hauschka kick) (10-96, 6:00)			10	27
CLE	4	9:02	Coons 37 FG (9-61, 5:52)			13	27
SEA	4	3:34	Hauschka 30 FG (13-68, 5:28)			13	30
Att. 69,002							

INDIVIDUAL STATISTICS

RUSHING

Cleveland	Att	Yds	LG	TD	Seattle	Att	Yds	LG	TD
D. Johnson	4	46	39	0	C. Michael	16	84	10	0
I. Crowell	9	23	6	0	R. Wilson	5	46	16	0
J. Manziel	2	17	12	0	B. Brown	9	43	18	0
TOTAL	17	94	39	0	TOTAL	36	182	18	0

PASSING

Cleveland	A	C	Yds	TD	INT	RT	Seattle	A	C	Yds	TD	INT	RT
J. Manziel	32	19	161	1	1	69.9	R. Wilson	30	21	249	3	0	128.3
TOTAL	32	19	161	1	1	69.9	TOTAL	30	21	249	3	0	128.3

RECEIVING

Cleveland	No	Yds	LG	TD	Seattle	No	Yds	LG	TD
D. Johnson	5	39	22	0	J. Kearse	7	110	39	0
G. Barnidge	3	29	12	1	T. Lockett	5	55	27t	1
T. Benjamin	3	26	13	0	D. Baldwin	4	45	27	2
I. Crowell	3	7	6	0	F. Jackson	2	17	10	0
TOTAL	19	161	22	1	TOTAL	21	249	39	3

TEAM STATISTICS

	Cleveland	Seattle
Total First Downs	15	28
Third Down Eff.	6-12-50%	9-12-75%
Total Net Yards	230	423
Total Off. Plays	52	68
Avg. per Play	4.4	6.2
Net Yards Rushing	94	182
Total Rushing Plays	17	36
Net Yards Passing	136	241
Times Sacked/Yards Lost	3/25	2/8
Pass Atts-Comps-Ints	32-19-1	30-21-0
Punts-No. and Avg.	3-43.0	1-64.0
Penalties-No. and Yards	4-40	5-30
Fumbles-No. and Lost	2-0	0-0
Touchdowns	1	3
Field Goals Made-Att	2-2	3-3
Time of Possession	25:27	34:33

DEFENSE

Cleveland	T	S	A	QB Yds.	Int.	Yds.	PD	FF	FR
K. Dansby	10	4	6	0.0	0.0	0	0	0	0
T. Gipson	9	5	4	0.0	0.0	0	0	0	0
D. Shelton	7	4	3	0.0	0.0	0	0	0	0
T. Williams	5	5	0	0.0	0.0	0	1	0	0
D. Whitner	5	3	2	0.0	0.0	0	0	0	0
Additional Stats: SACKS: D. Bryant 1.5, C. Kirksey 0.5.									
Seattle	T	S	A	QB Yds.	Int.	Yds.	PD	FF	FR
K. McCray	8	5	3	0.0	0.0	0	1	0	0
K. Wright	7	4	3	0.0	0.0	0	0	0	0
B. Wagner	6	2	4	0.0	0.0	0	0	1	0
M. Bennett	5	4	1	1.0	8.0	0	0	1	0
J. Lane	4	4	0	0.0	0.0	0	1	0	0
Additional Stats: SACKS: M. Burley 1. INT: M. Burley 1.									



The Seattle Seahawks outgained the St. Louis Rams 313-207 but turned the ball over three times with no takeaways, leading to a 23-17 loss at home. St. Louis scored first and Seattle never caught up, ending the Seahawks' streak of holding the lead at some point in 62-straight games. The Rams scored on a 42-yard Greg Zuerlein field goal in the first quarter. On third-and-one on the Seahawks ensuing possession, Mark Barron hit Will Tukuafu in the hole causing a fumble, which Akeem Ayers recovered and returned 45 yards for a touchdown, giving St. Louis the 10-0 lead. In the second quarter, a short punt by the Seahawks coupled with a 21-yard return by Tavon Austin set the Rams up at the Seahawks 28-yard line and Case Keenum connected with Kenny Britt for a 28-yard touchdown on first down. Zuerlein missed the extra point, leaving the Rams with a 16-0 lead. Seattle was unable to convert in goal to go from the eight yard line and settled for a field goal before halftime. On the opening drive of the second half, Seattle drove 67 yards and Russell Wilson hit Doug Baldwin on a 25-yard touchdown, bringing the score to 16-10, St. Louis. Todd Gurley ran for a two-yard touchdown following a 62-yard drive for the Rams, pushing St. Louis' lead to 23-10. Seattle scored with 17 seconds remaining on an 18-yard pass from Wilson to Jermaine Kearse, but the onside kick attempt went out of bounds and the Rams ran the clock out, sealing the Seahawks 23-17 defeat.

St. Louis	10	6	0	7	23
Seattle	0	3	7	7	17

					St. Louis	Seattle
STL 1 8:10	Zuerlein 42 FG (5-25, 2:41)				3	0
STL 1 6:34	Ayers 45 fumble return (Zuerlein kick)				10	0
STL 2 6:43	Britt 28 pass Keenum (kick failed, wl) (1-28, 0:06)				16	0
SEA 2 0:15	Hauschka 26 FG (16-72, 6:28)				16	3
SEA 3 8:23	Baldwin 25 pass Wilson (Hauschka kick) (11-67, 6:37)				16	10
STL 4 10:34	Gurley 2 run (Zuerlein kick) (11-62, 5:19)				23	10
SEA 4 0:17	Kearse 18 pass Wilson (Hauschka kick) (4-35, 0:50)				23	17
Att. 69,080						

INDIVIDUAL STATISTICS

RUSHING

St. Louis	Att	Yds	LG	TD	Seattle	Att	Yds	LG	TD
T. Gurley	19	83	18	1	R. Wilson	6	38	20	0
T. Austin	3	12	8	0	F. Jackson	2	11	7	0
C. Keenum	4	4	4	0	B. Brown	7	9	4	0
TOTAL	30	102	18	1	TOTAL	22	59	20	0

PASSING

St. Louis	A	C	Yds	TD	INT	RT	Seattle	A	C	Yds	TD	INT	RT
C. Keenum	23	14	103	1	0	86.0	R. Wilson	41	25	289	2	1	88.4
TOTAL	23	14	103	1	0	86.0	TOTAL	41	25	289	2	1	88.4

RECEIVING

St. Louis	No	Yds	LG	TD	Seattle	No	Yds	LG	TD
K. Britt	3	49	28t	1	D. Baldwin	8	118	28	1
T. Austin	3	16	16	0	F. Jackson	5	43	14	0
B. Cunningham	3	14	10	0	C. Helfet	4	43	16	0
T. Gurley	1	7	7	0	J. Kearse	3	38	18t	1
B. Quick	1	6	6	0	T. Lockett	3	33	16	0
TOTAL	14	103	28t	1	TOTAL	25	289	28	2

TEAM STATISTICS

	St. Louis	Seattle
Total First Downs	14	18
Third Down Eff.	5-12-42%	8-17-47%
Total Net Yards	205	312
Total Off. Plays	53	67
Avg. per Play	3.9	4.7
Net Yards Rushing	102	59
Total Rushing Plays	30	22
Net Yards Passing	103	253
Times Sacked/Yards Lost	0/0	4/36
Pass Atts-Comps-Ints	23-14-0	41-25-1
Punts-No. and Avg.	6-40.0	5-40.4
Penalties-No. and Yards	5-60	10-83
Fumbles-No. and Lost	2-0	5-2
Touchdowns	3	2
Field Goals Made-Att	1-1	1-1
Time of Possession	27:54	32:06

DEFENSE

St. Louis	T	S	A	QB	Yds.	Int.	Yds.	PD	FF	FR
W. Hayes	9	7	2	3.0	24.5	0	0	0	0	0
A. Ayers	8	4	4	0.5	6.5	0	0	1	0	2
M. Alexander	7	3	4	0.0	0.0	0	0	0	0	0
J. Laurinaitis	7	2	5	0.0	0.0	0	0	0	0	0
E. Sims	5	2	3	0.5	5.0	0	0	0	1	0
Additional Stats: INT: T. Johnson 1. FF: M. Barron 1, C. Long 1.										
Seattle	T	S	A	QB	Yds.	Int.	Yds.	PD	FF	FR
B. Wagner	11	9	2	0.0	0.0	0	0	1	0	0
K. McCray	10	5	5	0.0	0.0	0	0	1	0	0
K. Wright	6	4	2	0.0	0.0	0	0	1	1	0
B. Mebane	4	4	0	0.0	0.0	0	0	0	0	0
D. Shead	4	4	0	0.0	0.0	0	0	1	1	0
Additional Stats: None.										



The Seattle Seahawks held the Arizona Cardinals to 27 yards rushing, Russell Wilson passed for three touchdowns and RB Christine Michael rushed for 102 yards as the Seahawks beat the Cardinals in Arizona by a score of 36-6. The Seahawks scored on their first five drives as Bryce Brown scored on a one-yard run and Steven Hauschka connected on a 52-yard field goal before Carson Palmer hit Larry Fitzgerald on a 17-yard TD pass, missing the extra point and giving the Seahawks a 10-6 lead. Seattle then scored touchdowns on three-straight drives as Wilson connected with Will Tukuafu on a 7-yard TD pass, Chase Coffman on an 8-yard TD, and Jermaine Kearse on a 24-yard TD pass. Hauschka missed the extra point on Kearse's touchdown, leaving Seattle with a 30-6 lead at halftime. Hauschka added field goals of 33 and 52 yards in the second half, giving Seattle the 36-6 lead. In the second half, Drew Stanton replaced Palmer at quarterback for the Cardinals, whom Earl Thomas and DeShawn Shead both intercepted as the Seahawks defense kept the Cardinals from scoring any more points, securing the Seahawks' defense leading the league in points-against for the fourth straight season.

Seattle	10	20	6	0	36
Arizona	0	6	0	0	6

					Seattle	Arizona
SEA 1	5:22	Brown 1 run (Hauschka kick) (12-88, 7:19)			7	0
SEA 1	3:08	Hauschka 52 FG (4-7, 1:25)			10	0
ARI 2	11:59	Fitzgerald 17 pass Palmer (kick failed, wr) (12-80, 6:09)			10	6
SEA 2	6:02	Tukuafu 7 pass Wilson (Hauschka kick) (11-80, 5:57)			17	6
SEA 2	3:51	Coffman 8 pass Wilson (Hauschka kick) (1-8, 0:07)			24	6
SEA 2	2:08	Kearse 24 pass Wilson (kick failed, wl) (3-27, 0:51)			30	6
SEA 3	9:39	Hauschka 33 FG (10-50, 5:21)			33	6
SEA 3	4:49	Hauschka 52 FG (7- -1, 3:28)			36	6
Att. 64,646						

INDIVIDUAL STATISTICS

RUSHING

Seattle	Att	Yds	LG	TD	Arizona	Att	Yds	LG	TD
C. Michael	17	102	45	0	D. Johnson	11	25	5	0
B. Brown	10	20	5	1	A. Ellington	2	2	3	0
R. Wilson	5	13	9	0					
TOTAL	37	145	45	1	TOTAL	13	27	5	0

PASSING

Seattle	A	C	Yds	TD	INT	RT	Arizona	A	C	Yds	TD	INT	RT
R. Wilson	28	19	197	3	0	123.7	C. Palmer	25	12	129	1	1	60.2
T. Jackson	4	3	28	0	0	93.8	D. Stanton	18	8	84	0	2	19.0
TOTAL	32	22	225	3	0	119.9	TOTAL	43	20	213	1	3	40.2

RECEIVING

Seattle	No	Yds	LG	TD	Arizona	No	Yds	LG	TD
D. Baldwin	5	46	15	0	L. Fitzgerald	6	55	17t	1
C. Helfet	4	42	20	0	Jo. Brown	4	45	14	0
C. Coffman	4	29	8t	1	D. Johnson	3	34	19	0
J. Kearse	3	34	24t	1	J. Gresham	2	36	21	0
T. Lockett	2	36	36	0	M. Floyd	1	16	16	0
TOTAL	22	225	36	3	TOTAL	20	213	21	1

TEAM STATISTICS

	Seattle	Arizona
Total First Downs	22	16
Third Down Eff.	8-15-53%	5-12-42%
Total Net Yards	354	232
Total Off. Plays	70	58
Avg. per Play	5.1	4.0
Net Yards Rushing	145	27
Total Rushing Plays	37	13
Net Yards Passing	209	205
Times Sacked/Yards Lost	1/16	2/8
Pass Atts-Comps-Ints	32-22-0	43-20-3
Punts-No. and Avg.	2-45.5	6-47.3
Penalties-No. and Yards	6-70	6-43
Fumbles-No. and Lost	0-0	0-0
Touchdowns	4	1
Field Goals Made-Att	3-4	0-1
Time of Possession	36:37	23:23

DEFENSE

	T	S	A	QB	Yds.	Int.	Yds.	PD	FF	FR
K. Wright	6	5	1	0.0	0.0	0	0	0	0	0
R. Sherman	3	3	0	0.0	0.0	0	0	2	0	0
K. McCray	3	2	1	0.0	0.0	0	0	0	0	0
B. Coyle	3	2	1	0.0	0.0	0	0	0	0	0
C. Avril	2	1	1	1.5	4.0	0	0	2	0	0
Additional Stats: INT: J. Lane 1, D. Shead 1, E. Thomas 1.										
	T	S	A	QB	Yds.	Int.	Yds.	PD	FF	FR
D. Bucannon	8	7	1	0.0	0.0	0	0	0	0	0
R. Gunter	7	7	0	0.0	0.0	0	0	0	0	0
J. Bethel	7	6	1	0.0	0.0	0	0	1	0	0
T. Jefferson	7	6	1	0.0	0.0	0	0	0	0	0
K. Minter	5	4	1	0.0	0.0	0	0	1	0	0
Additional Stats: Sacks: D. Freney 1.0.										

The Seattle Seahawks were held scoreless through three quarters, came back from being down 9-0 and ended up winning on a missed field goal by the Minnesota Vikings' Blair Walsh, beating the Vikings by a score of 10-9 in what was the third-coldest game in NFL history with a temperature of negative-six degrees at kickoff. In the frigid conditions, Seattle's offense could not finish drives, turning the ball over on downs twice near scoring territory and giving the Vikings good field position for starting drives on multiple occasions. Minnesota took advantage of field position, scoring field goals on drives of 25, 28 and 19 net yards gained. Walsh connected on field goals of 22, 43, and 47 yards, giving Minnesota a 9-0 lead by the end of the third quarter. On the first drive of the fourth quarter, Seattle drove 80 yards and Russell Wilson connected with Doug Baldwin on a three-yard touchdown, bringing the score to 9-7, Vikings. On the ensuing Minnesota possession, Kam Chancellor forced an Adrian Peterson fumble, which Ahtyba Rubin recovered for Seattle at the Minnesota 40-yard line. Steven Hauschka made a 46-yard field goal to give Seattle the 10-9 lead with 8:04 remaining in the game. On Minnesota's final drive of the game, Teddy Bridgewater started with the ball on the Vikings' 39-yard line and drove 52 yards setting up a 27-yard field goal attempt. Walsh's kick missed wide left with 0:22 remaining, returning the ball to the Seahawks and sealing the 10-9 Seattle victory. Adrian Peterson was held to 45 yards on 23 carries on the day.

Seattle		0		0		10		10		Seattle		Minnesota	
Minnesota		3		0		6		0		9			
MIN	1	1:01	Walsh	22	FG (10-25, 5:52)					0		3	
MIN	3	7:04	Walsh	43	FG (5-28, 2:45)					0		6	
MIN	3	0:02	Walsh	47	FG (8-19, 4:39)					0		9	
SEA	4	11:37	Baldwin	3	pass Wilson (Hauschka kick) (7-80, 3:25)					7		9	
SEA	4	8:04	Hauschka	46	FG (7-12, 2:33)					10		9	
Att. 52,090													

INDIVIDUAL STATISTICS

RUSHING

Seattle	Att	Yds	LG	TD	Minnesota	Att	Yds	LG	TD
Michael	21	70	13	0	Peterson	23	45	13	0
Wilson	5	21	11	0	McKinnon	2	7	6	0
TOTAL	28	97	13	0	TOTAL	29	58	13	0

PASSING

Seattle	A	C	Yds	TD	INT	RT	Minnesota	A	C	Yds	TD	INT	RT
Wilson	26	13	142	1	1	63.3	Bridgewater	24	17	146	0	0	86.5
TOTAL	26	13	142	1	1	63.3	TOTAL	24	17	146	0	0	86.5

RECEIVING

Seattle	No	Yds	LG	TD	Minnesota	No	Yds	LG	TD
Baldwin	5	42	22	1	Diggs	4	26	9	0
Kearse	3	18	8	0	McKinnon	3	22	9	0
Jackson	2	19	12	0	Pruitt	2	22	18	0
Lockett	1	35	35	0	Peterson	2	13	8	0
TOTAL	13	142	35	1	TOTAL	17	146	24	0

TEAM STATISTICS

	Seattle	Minn.
Total First Downs	13	14
Third Down Eff.	5-14-36%	3-13-23%
Total Net Yards	226	183
Total Off. Plays	56	56
Avg. per Play	4.0	3.3
Net Yards Rushing	97	58
Total Rushing Plays	28	29
Net Yards Passing	129	125
Times Sacked/Yards Lost	2/13	3/21
Pass Atts-Comps-Ints	26-13-1	24-17-0
Punts-No. and Avg.	5-35.4	5-34.4
Penalties-No. and Yards	6-65	2-46
Fumbles-No. and Lost	2-0	1-1
Touchdowns	1	0
Field Goals Made-Att	1-1	3-4
Time of Possession	27:34	32:36

DEFENSE

Seattle	T	S	A	QB	Yds.	Int.	Yds.	PD	FF	FR
Wagner	8	6	2	1.0	9.0	0	0	0	0	0
Wright	7	5	2	0.5	3.0	0	0	0	0	0
Sherman	6	6	0	0.0	0.0	0	0	1	0	0
Rubin	6	3	3	0.0	0.0	0	0	0	0	1
Avril	5	5	0	1.0	6.0	0	0	0	0	0
Additional Stats: FF: Chancellor 1.										
Minnesota	T	S	A	QB	Yds.	Int.	Yds.	PD	FF	FR
Kendricks	8	4	4	0.0	0.0	0	0	2	0	0
Griffen	6	4	2	1.0	9.0	0	0	0	0	0
Rhodes	4	4	0	0.0	0.0	0	0	2	0	0
Greenway	4	4	0	0.0	0.0	0	0	0	0	0
Barr	4	3	1	0.0	0.0	0	0	0	0	0
Additional Stats: SACKS: Floyd 1.0. INT: Waynes 1.										

The Seattle Seahawks could not come back from a 31-point halftime deficit, running out of time and falling to the Carolina Panthers by a score of 31-24. On the Panthers' first play from scrimmage, Jonathan Stewart broke a 59-yard run to Seattle's 16-yard line, and scored on a four-yard TD run three plays later. On Seattle's second play from scrimmage, Luke Kuechly intercepted Russell Wilson and returned it 14 yards for a touchdown, putting Carolina up 14-0. Stewart ran for a 1-yard touchdown, Graham Gano connected on a 48-yard field goal following another interception by Wilson, and Cam Newton hit Greg Olsen for a 19-yard touchdown, giving Carolina the 31-0 lead at halftime. In the second half, Seattle scored touchdowns on its first two drives, as Wilson hit Jermaine Kearse on a 13-yard TD and Tyler Lockett on a 33-yard TD, bringing the score to 31-14. Wilson again hit Kearse for a 3-yard TD in the fourth quarter, pulling Seattle to within 10 points, 31-21, with just over six minutes remaining. Wilson put Seattle in field goal range and Steven Hauschka made a 36-yard field goal with 1:16 remaining in the game. Seattle's onside kick attempt was recovered by the Panthers and three kneel downs finished the clock and secured the Panthers 31-24 victory.

Seattle		0	0	14	10	24		
Carolina		14	17	0	0	31	Seattle	Carolina
CAR	1	12:30	Stewart 4 run (Gano kick) (4-75, 2:30)				0	7
CAR	1	11:38	Kuechly 14 INT return (Gano kick)				0	14
CAR	2	14:18	Stewart 1 run (Gano kick) (15-86, 8:44)				0	21
CAR	2	12:37	Gano 48 FG (4- -1, 1:35)				0	24
CAR	2	6:26	Olsen 19 pass Newton (Gano kick) (9-54, 4:45)				0	31
SEA	3	13:27	Kearse 13 pass Wilson (Hauschka kick) (4-35, 1:33)				7	31
SEA	3	7:40	Lockett 33 pass Wilson (Hauschka kick) (7-63, 2:40)				14	31
SEA	4	6:04	Kearse 3 pass Wilson (Hauschka kick) (9-73, 3:28)				21	31
SEA	4	1:12	Hauschka 36 FG (11-60, 1:37)				24	31
Att.		74,287						

INDIVIDUAL STATISTICS

RUSHING

Seattle	Att	Yds	LG	TD	Carolina	Att	Yds	LG	TD
Wilson	3	32	14	0	Stewart	19	106	59	2
Lynch	6	20	9	0	Tolbert	7	17	5	0
Shead	1	17	17	0	Ginn	1	11	11	0
TOTAL	12	78	17	0	TOTAL	41	144	59	2

PASSING

Seattle	A	C	Yds	TD	INT	RT	Carolina	A	C	Yds	TD	INT	RT
Wilson	48	31	366	3	2	91.1	Newton	22	16	161	1	0	108.3
TOTAL	48	31	366	3	2	91.1	TOTAL	22	16	161	1	0	108.3

RECEIVING

Seattle	No	Yds	LG	TD	Carolina	No	Yds	LG	TD
Kearse	11	110	17	2	Olsen	6	77	27	1
Baldwin	8	82	20	0	Cotchery	3	22	10	0
Willson	4	54	22	0	Brown	2	22	17	0
Lockett	3	75	33t	1	Dickson	2	22	16	0
Johnson	2	23	13	0	Funchess	1	12	12	0
TOTAL	31	366	33t	3	TOTAL	16	161	27	1

TEAM STATISTICS

	Seattle	Carolina
Total First Downs	23	19
Third Down Eff.	5-11-45%	8-15-53%
Total Net Yards	403	295
Total Off. Plays	65	64
Avg. per Play	6.2	4.6
Net Yards Rushing	78	144
Total Rushing Plays	12	41
Net Yards Passing	325	151
Times Sacked/Yards Lost	5/41	1/10
Pass Atts-Comps-Ints	48-31-2	22-16-0
Punts-No. and Avg.	3-36.3	5-37.6
Penalties-No. and Yards	3-20	3-25
Fumbles-No. and Lost	0-0	2-0
Touchdowns	3	4
Field Goals Made-Att	1-2	1-1
Time of Possession	24:22	35:38

DEFENSE

Seattle	T	S	A	QB	Yds.	Int.	Yds.	PD	FF	FR
Wright	14	6	8	0.0	0.0	0	0	0	0	0
Wagner	13	7	6	0.0	0.0	0	0	0	0	0
Thomas	9	2	7	0.0	0.0	0	0	0	0	0
Bennett	7	5	2	0.0	0.0	0	0	1	1	0
Chancellor	6	2	4	0.0	0.0	0	0	1	0	0
Additional Stats: Sacks: Clark 1.0.										
Carolina	T	S	A	QB	Yds.	Int.	Yds.	PD	FF	FR
Kuechly	11	3	8	0.0	0.0	1	14	2	0	0
McClain	8	6	2	0.0	0.0	0	0	1	0	0
Coleman	8	6	2	0.0	0.0	0	0	0	0	0
Norman	5	4	1	1.0	14.0	0	0	0	0	0
Finnegan	5	2	3	0.0	0.0	1	0	1	0	0
Additional Stats: SACKS: Johnson 1.0, Short, 1.0, Edwards 1.0 ,Boston 1.0.										

2015 STANDINGS

NFC

	W	L	T	Pct.	Pts.	Opp.
EAST DIVISION						
Washington Redskins*	9	7	0	.562	388	379
Philadelphia Eagles	7	9	0	.438	377	430
New York Giants	6	10	0	.375	420	442
Dallas Cowboys	4	12	0	.250	275	374
NORTH DIVISION	W	L	T	Pct.	Pts.	Opp.
Minnesota Vikings*	11	5	0	.688	365	302
Green Bay Packers*	10	6	0	.625	368	323
Detroit Lions	7	9	0	.438	358	400
Chicago Bears	6	10	0	.375	335	397
SOUTH DIVISION	W	L	T	Pct.	Pts.	Opp.
Carolina Panthers*	15	1	0	.938	500	308
Atlanta Falcons	8	8	0	.500	339	345
New Orleans Saints	7	9	0	.438	408	476
Tampa Bay Buccaneers	6	10	0	.375	342	417
WEST DIVISION	W	L	T	Pct.	Pts.	Opp.
Arizona Cardinals*	13	3	0	.812	489	313
Seattle Seahawks*	10	6	0	.625	423	277
St. Louis Rams	7	9	0	.438	280	330
San Francisco 49ers	5	11	0	.312	238	387

AFC

	W	L	T	Pct.	Pts.	Opp.
EAST DIVISION						
New England Patriots*	12	4	0	.750	465	315
New York Jets	10	6	0	.625	387	314
Buffalo Bills	8	8	0	.500	379	359
Miami Dolphins	6	10	0	.375	310	389
NORTH DIVISION	W	L	T	Pct.	Pts.	Opp.
Cincinnati Bengals*	12	4	0	.750	419	279
Pittsburgh Steelers*	10	6	0	.625	423	319
Baltimore Ravens	5	11	0	.312	328	401
Cleveland Browns	3	13	0	.188	278	432
SOUTH DIVISION	W	L	T	Pct.	Pts.	Opp.
Houston Texans*	9	7	0	.562	339	313
Indianapolis Colts	8	8	0	.500	333	408
Jacksonville Jaguars	5	11	0	.312	376	448
Tennessee Titans	3	13	0	.188	299	423
WEST DIVISION	W	L	T	Pct.	Pts.	Opp.
Denver Broncos*	12	4	0	.750	355	296
Kansas City Chiefs*	11	5	0	.688	405	287
Oakland Raiders	7	9	0	.438	359	399
San Diego Chargers	4	12	0	.250	320	398

* Playoff teams

AFC Wild Card

Kansas City 30, HOUSTON 0
 Pittsburgh 18, CINCINNATI 16

NFC Wild Card

Seattle 10, MINNESOTA 9
 Green Bay 35, WASHINGTON 18

AFC Divisional

NEW ENGLAND 27, Kansas City 20
 DENVER 23, Pittsburgh 16

NFC Divisional

CAROLINA 31, Seattle 24
 ARIZONA 26, Green Bay 20 (OT)

AFC Championship

DENVER 20, New England 18

NFC Championship

CAROLINA 49, Arizona 15

Super Bowl 50

Levi's Stadium - Santa Clara, Calif.
 Denver 24, Carolina 10



THE PRO SHOP

OFFICIAL STORE OF THE SEATTLE SEAHAWKS

THE OFFICIAL STORE OF *THE 12s*

SHOP THE LARGEST
SELECTION OF
OFFICIALLY LICENSED
SEAHAWKS GEAR AT
ONE OF OUR FOUR
PUGET SOUND LOCATIONS:

CENTURYLINK FIELD
DOWNTOWN 4TH & PIKE
THE RENTON LANDING
ALDERWOOD MALL



NEW GAMEDAY
WALK-IN LOCATIONS:

SECTION 124
SUITE LEVEL
CLUB EAST & CLUB WEST

HOURS & LOCATIONS:
SEAHAWKS.COM/PROSHOP



SHOP ONLINE ANYTIME AT PROSHOP.SEAHAWKS.COM

   @SeahawksProShop

2015 STATISTICS

Day	Date	W/L	Score	Opponent	Attendance
Sunday	9/13	L	34-31 OT	at St. Louis	51,792
Sunday	9/20	L	27-17	at Green Bay	78,433
Sunday	9/27	W	26-0	Chicago	69,002
Monday	10/05	W	13-10	Detroit	69,005
Sunday	10/11	L	27-24 OT	at Cincinnati	65,004
Sunday	10/18	L	27-23	Carolina	69,020
Thursday	10/22	W	20-3	at San Francisco	70,799
Sunday	11/1	W	13-12	at Dallas	91,486
Sunday	11/15	L	39-32	Arizona	69,005
Sunday	11/22	W	29-13	San Francisco	68,993
Sunday	11/29	W	39-30	Pittsburgh	69,055
Sunday	12/6	W	38-7	at Minnesota	52,430
Sunday	12/13	W	35-6	at Baltimore	71,179
Sunday	12/20	W	30-13	Cleveland	69,002
Sunday	12/27	L	23-17	St. Louis	69,080
Sunday	1/3	W	36-6	at Arizona	64,646

TEAM STATS

	Seahawks	Opponents
TOTAL FIRST DOWNS	335	273
Rushing	128	71
Passing	190	175
Penalty	17	27
3rd Down: Made/Att	99/213	67/195
3rd Down Pct.	46.5	34.4
4th Down: Made/Att	8/9	1/7
4th Down Pct.	88.9	14.3
POSSESSION AVG.	31:40	28:20
TOTAL NET YARDS	6058	4668
Avg. Per Game	378.6	291.8
Total Plays	1036	947
Avg. Per Play	5.8	4.9
NET YARDS RUSHING	2268	1304
Avg. Per Game	141.8	81.5
Total Rushes	501	362
NET YARDS PASSING	3790	3364
Avg. Per Game	236.9	210.3
Sacked/Yards Lost	46/271	37/255
Gross Yards	4061	3619
Att./Completions	489/333	548/333
Completion Pct.	68.1	60.8
Had Intercepted	8	14
PUNTS/AVERAGE	68/45.7	87/45.0
NET PUNTING AVG.	68/37.9	87/38.9
PENALTIES/YARDS	117/1007	94/795
FUMBLES/BALL LOST	18/8	22/9
TOUCHDOWNS	49	28
Rushing	10	10
Passing	34	14
Returns	5	4

SCORE BY PERIODS

	Q1	Q2	Q3	Q4	OT	PTS
Seahawks	77	128	111	107	0	423
Opponents	40	91	49	91	6	277

PASSING

	Att.	Comp.	Yds.	Comp.%	TD	Int.	Lg	Sack/Lost	Rating
Wilson	483	329	4024	68.1	34	8	80t	45/265	110.1
T. Jackson	6	4	37	66.7	0	0	17	1/6	83.3
TEAM	489	333	4061	68.1	34	8	80t	46/271	109.8
OPPONENTS	548	333	3619	60.8	14	14	69t	37/255	78.1

2015 STATISTICS

SCORING

	TD	Rush	Pass	Return	K-PAT	FG	S	Pts.
Hauschka	0	0	0	0	40/44	29/31	0	127
Baldwin	14	0	14	0			0	84
Lockett	8	0	6	2			0	48
Kearse	5	0	5	0			0	30
Rawls	5	4	1	0			0	30
Lynch	3	3	0	0			0	20
Graham	2	0	2	0			0	12
F. Jackson	2	0	2	0			0	12
Tukuafu	2	1	1	0			0	12
Wagner	2	0	0	2			0	12
Brown LG	1	1	0	0			0	6
Coffman LG	1	0	1	0			0	6
Lockette	1	0	1	0			0	6
TEAM	49	10	34	5	40/44	29/31	0	423
OPPONENTS	28	10	14	4	22/25	27/28	1	277

2-Pt Conversions: Seahawks 1-5, Opponents 2-3

RUSHING

	No.	Yds.	Avg.	Long	TD
Rawls	147	830	5.6	69t	4
Wilson	103	553	5.4	24	1
Lynch	111	417	3.8	24	3
Michael LG	54	243	4.5	45	0
Michael TM	39	192	4.9	45	0
F. Jackson	26	100	3.8	16	0
Brown LG	26	72	2.8	18	1
Harris TM	21	49	2.3	6	0
Coleman	8	32	4.0	19	0
Lockett	5	20	4.0	8	0
Rod Smith TM	2	5	2.5	3	0
K. Williams	1	5	5.0	5	0
TEAM	501	2268	4.5	69t	10
OPPONENTS	362	1304	3.6	48t	10

RECEIVING

	No.	Yds.	Avg.	Long	TD
Baldwin	78	1069	13.7	80t	14
Lockett	51	664	13.0	49t	6
Kearse	49	685	14.0	50	5
Graham	48	605	12.6	45	2
F. Jackson	32	257	8.0	26	2
Willson	17	213	12.5	24	1
Helfet	13	130	10.0	20	0
Lynch	13	80	6.2	19	0
Rawls	9	76	8.4	31t	1
Coffman LG	8	71	8.9	16	1
Coffman TM	4	29	7.3	8t	1
Lockette	4	69	17.3	40t	1
Matthews TM	4	54	13.5	21	0
K. Smith	3	43	14.3	21	0
TEAM	333	4061	12.2	80t	34
OPPONENTS	333	3619	10.9	69t	14

2015 STATISTICS

INTERCEPTIONS

	No.	Yds.	Avg.	Long	TD
E. Thomas	5	67	13.4	32	0
Lane	2	60	30.0	54	0
Sherman	2	30	15.0	26	0
Chancellor	2	6	3.0	6	0
Shead	1	40	40.0	40	0
Rubin	1	2	2.0	2	0
Burley	1	0	0.0	0	0
TEAM	14	205	14.6	54	0
OPPONENTS	8	50	6.3	24	0

PUNTING

	No.	Yds.	Avg.	Net	TB	In20	Lg	B
Ryan	68	3105	45.7	37.9	7	24	73	0
TEAM	68	3105	45.7	37.9	7	24	73	0
OPPONENTS	87	3918	45.0	38.9	4	25	72	0

PUNT RETURNS

	Ret.	FC	Yds.	Avg.	Long	TD
Lockett	40	21	379	9.5	66	1
Daniels TM	1	0	7	7.0	7	0
Sherman	1	0	64	64.0	64	0
K. Smith	0	1	0	-	-	0
TEAM	42	22	450	10.7	66	1
OPPONENTS	29	20	386	13.3	75t	1

KICKOFF RETURNS

	No.	Yds.	Avg.	Long	TD
Lockett	33	852	25.8	105t	1
Tukuafu	1	16	16.0	16	0
TEAM	34	868	25.5	105t	1
OPPONENTS	42	1073	25.5	101t	1

FIELD GOALS

	1-19	20-29	30-39	40-49	50+
Hauschka	0/0	9/9	7/7	7/9	6/6
TEAM	0/0	9/9	7/7	7/9	6/6
OPPONENTS	1/1	7/7	10/10	7/7	2/3

Hauschka: (25G,27G,35G) (54G) (31G,21G,45G,48G) (51G,52G) (24G) (30G,50G,43G) (49G,46G) (26G,47B,24G) (31G,46G) (33G) () (23G) () (49G,27G,30G) (26G) (52G,40N,33G,52G)

OPPONENTS: (33G,37G) (54G,18G,44G,21G) () (41G) (31G,42G) () (35G) (33G,35G,52G,27G) (33G,43G,43G) (27G,25G) (44G,25G,22G) () (28G,30G) (34G,37G) (42G) (51N)

SACKS: Bennett 10, Avril 9, Irvin 5.5, Clark 3, Rubin 2, Mebane 1.5, Burley 1, Morgan 1, Shead 1, C. Williams 1, Wright 1, King 0.5, Wagner 0.5.

Seahawks 37, Opponents 46

DEFENSE STATISTICS

Name	Tkl.	Solo	Asst.	QB	Yds.	QH	Int	PD	FF	FR
Wright, K.	116	71	45	1.0	11.0	1	0	3	4	2
Wagner, B.	114	67	47	0.5	4.5	5	0	7	2	3
Chancellor, K.	74	44	30	0	0	0	2	4	1	0
Thomas, E.	61	42	19	0	0	0	5	9	1	0
Bennett, M.	52	33	19	10.0	61.0	29	0	0	2	0
Sherman, R.	50	33	17	0	0	0	2	15	0	0
Shead, D.	49	38	11	1.0	5.0	2	1	8	1	0
Avril, C.	47	31	16	9.0	64.0	27	0	7	2	0
Williams, C.	44	28	16	1.0	12.0	1	0	4	1	1
Irvin, B.	38	22	16	5.5	42.5	12	0	2	1	1
Rubin, A.	36	20	16	2.0	9.0	5	1	1	0	0
McCray, K.	25	16	9	0	0	0	0	2	0	0
Hill, J.	24	12	12	0	0	4	0	1	0	1
Mebane, B.	24	14	10	1.5	12.5	4	0	0	0	0
Marsh, C.	18	12	6	0	0	0	0	0	0	0
Burley, M.	17	16	1	1.0	9.0	1	1	2	0	0
Clark, F.	16	15	1	3.0	16.0	6	0	2	1	0
Pierre-Louis, K.	12	3	9	0	0	1	0	1	0	0
Dobbs, D.	11	7	4	0	0	1	0	0	0	0
Lane, J.	11	10	1	0	0	0	2	6	0	0
Morgan, M.	11	7	4	1.0	4.0	1	0	0	0	0
Bailey, D.	4	3	1	0	0	0	0	0	0	0
Coyle, B.	3	2	1	0	0	0	0	0	0	0
King, D.	3	1	2	0.5	4.5	1	0	2	0	0
Francis, A.	1	0	1	0	0	0	0	0	0	0
Terrell, S.	1	1	0	0	0	0	0	1	0	0

SPECIAL TEAMS STATISTICS

Name	Tkl.	Solo	Asst.	FF	FR	BL
McCray, K.	12	9	3	0	0	0
Marsh, C.	9	7	2	0	0	0
Coleman, D.	7	3	4	0	0	0
Pierre-Louis, K.	6	5	1	0	0	0
Shead, D.	6	5	1	1	0	0
Morgan, M.	5	3	2	0	0	0
Coyle, B.	3	0	3	0	0	0
Kearse, J.	3	1	2	0	0	0
Lockette, R.	3	3	0	0	0	0
Terrell, S.	3	2	1	0	0	0
Thomas, E.	3	3	0	0	0	0
Willson, L.	3	3	0	0	0	0
Chancellor, K.	2	2	0	0	0	0
Lockett, T.	2	2	0	0	0	0
Pinkins, E.	2	2	0	0	0	0
Ryan, J.	2	2	0	0	0	0
Burley, M.	1	1	0	0	0	0
Daniels, B.	1	1	0	0	0	0
Gresham, C.	1	1	0	0	0	0
Hauschka, S.	1	1	0	0	0	0
Lane, J.	1	0	1	0	0	0
Matthews, C.	1	1	0	0	0	0
Smith, T.	1	0	1	0	0	0
Tukuafu, W.	1	1	0	0	0	0

2015 PARTICIPATION

Date	9/13	9/20	9/27	10/5	10/11	10/18	10/22	11/1	11/15
Game	@StL	@GB	Chi	Det	@Cin	Car	@SF	@Dal	Ari
Avril, C.	RDE	RDE	RDE	RDE	RDE	RDE	RDE	RDE	RDE
Bailey, A.	sub	g	g	sub	in	t	t	LT	t
Bailey, D.	SS	sub							
Baldwin, D.	WR	WR	WR	WR	WR	WR	WR	WR	WR
Bennett, M.	LDE	LDE	LDE	LDE	LDE	LDE	LDE	LDE	LDE
Britt, J.	LG	LG	LG	LG	LG	LG	LG	LG	LG
Brown, B.								in	in
Burley, M.	sub	CB	cb	cb	in	in	in	sub	cb
Butler, C.						sub			
Chancellor, K.	res	res	SS	SS	SS	SS	SS	SS	SS
Clark, F.	de	de	de	de	de	in	de	de	de
Coffman, C.									
Coleman, D.	FB	fb	fb	fb	FB	sus	in	fb	sub
Coyle, B.	sub	sub	sub	sub	lb	in	ir	ir	ir
Daniels, B.	in	in	in	wr	sub	wr	wr	ps	ps
Davis, A.									
Dobbs, D.	de	de	de	in	in	de	in	de	de
Francis, A.									
Gilliam, G.	RT	RT	RT	RT	RT	RT	RT	RT	RT
Glowinski, M.	in	in	in	dnp	sub	sub	in	sub	in
Graham, J.	TE	TE	TE	TE	TE	TE	TE	TE	TE
Gresham, C.	sub	sub	sub	sub	sub	sub	sub	sub	sub
Harris, D.									
Hauschka, S.	k	k	k	k	k	k	k	k	k
Helfet, C.	te	te	te	te	te	sub	te	in	in
Hill, J.	dt	dt	dt	RDT	dt	in	in	dt	dt
Irvin, B.	OLB	lb	OLB	OLB	OLB	OLB	OLB	OLB	OLB
Jackson, F.	rb	rb	rb	rb	rb	rb	rb	rb	rb
Jackson, T.	dnp	dnp	dnp	dnp	dnp	dnp	dnp	dnp	dnp
Jeanpierre, L.							sub	c	sub
Kearse, J.	WR	WR	WR	WR	WR	WR	WR	WR	WR
King, D.	in	in	in	dt	dt	dt	dt	in	in
Lane, J.	pup	pup	pup	pup	pup	pup	pup	pup	pup
Lewis, P.	dnp	dnp	dnp	dnp	dnp	C	in	dnp	C
Lockett, T.	wr	WR	WR	WR	wr	wr	wr	wr	WR
Lockette, R.	wr	wr	wr	wr	wr	wr	wr	wr	ir
Lynch, M.	RB	RB	rb	in	in	RB	RB	RB	RB
McCoy, A.									
McCray, K.	sub	sub	sub	sub	sub	sub	sub	sub	sub
Marsh, C.	de	de	de	de	de	de	de	de	de
Matthews, C.	wr	wr	wr	wr	wr	wr	wr	wr	wr
Mebane, B.	RDT	RDT	RDT	in	RDT	RDT	RDT	RDT	RDT
Michael, C.									
Moody, N.						in	in	sub	sub
Morgan, M.	in	in	sub	sub	sub	lb	sub	sub	lb
Nowak, D.	C	C	C	C	C	sub	C	C	in
Okung, R.	LT	LT	LT	LT	LT	LT	LT	in	LT
Pierre-Louis, K.	lb	lb	sub	in	in	OLB	sub	lb	sub
Pinkins, E.	ps	ps				ps	ps	ps	ps
Rawls, T.	rb	rb	RB	RB	RB	rb	rb	rb	rb
Richardson, P.	pup	pup	pup	pup	pup	pup	pup	pup	wr
Rubin, A.	LDT	LDT	LDT	LDT	LDT	LDT	LDT	LDT	LDT
Ryan, A.	p	p	p	p	p	p	p	p	p
Shead, D.	cb	SS	cb	cb	cb	cb	cb	cb	cb
Sherman, R.	LCB	LCB	LCB	LCB	LCB	LCB	LCB	LCB	LCB
Simon, T.	in	sub	in	in	ir	ir	ir	ir	ir
Smith, K.	ps	ps	ps	ps	ps	ps	ps	ps	ps
Smith, R.	ps	ps	ps	ps	rb				
Smith, T.	dnp	in	sub	sub	in	in	dnp	in	in
Sokoli, K.	in	in	in	in	in	dnp	dnp	in	in
Sweezy, J.	RG	RG	RG	RG	RG	RG	RG	RG	RG
Terrell, S.	sub	sub	in	in	sub	sub	sub	in	sub
Thomas, E.	FS	FS	FS	FS	FS	FS	FS	FS	FS
Tukuafu, W.	in	in	fb	fb/dt	fb	fb/dt	fb/dt	FB	fb
Wagner, B.	MLB	MLB	MLB	MLB	MLB	in	MLB	MLB	MLB
Williams, C.	RCB	RCB	RCB	RCB	RCB	RCB	RCB	RCB	RCB
Williams, K.	ps	ps	ps	ps	ps	ps	ps	ps	ps
Willson, L.	te	te	in	te	te	TE	TE	te	te
Wilson, R.	QB	QB	QB	QB	QB	QB	QB	QB	QB
Wright, K.	OLB	OLB	OLB	OLB	OLB	MLB	OLB	OLB	OLB

CAPS - starter; lower case - substitute; sub - special teams only; dnp - did not play; in - inactive

2015 PARTICIPATION

11/22	11/29	12/6	12/13	12/20	12/27	1/3	G	S	IN	DNP
SF	PIT	@Min	@Bal	Cle	StL	@Ari				
RDE	RDE	RDE	RDE	RDE	RDE	RDE	16	16	0	0
t	sub	t	sub	t	LT	LT	15	3	1	0
							2	1	0	0
WR	WR	WR	WR	WR	WR	WR	16	16	0	0
LDE	LDE	LDE	LDE	LDE	LDE	LDE	16	16	0	0
LG	LG	LG	LG	LG	LG	LG	16	16	0	0
					rb	rb	3	0	2	0
cb	cb	cb	cb	cb	sub	cb	13	1	3	0
							1	0	0	0
SS	SS	SS	SS	in	in	in	11	11	3	0
de	de	de	de	de	de	de	15	0	1	0
		in	in	in	in	te	1	0	3	0
fb	rb	fb	rb	RB	fb	fb	14	3	1	0
ir	ir	ir	ir	sub	sub	lb	8	0	1	0
ps	wr	wr	in	ps			6	0	4	0
			sub				1	0	0	0
de	de	in	in	de	de	de	11	0	5	0
in	ps	dt	dt	in	in	in	2	0	4	0
RT	RT	RT	RT	RT	RT	RT	16	16	0	0
g	sub	sub	sub	sub	sub	RG	10	1	5	1
TE	TE	ir	ir	ir	ir	ir	11	11	0	0
sub	sub	sub	sub	sub	sub	sub	16	0	0	0
	ps	rb	rb				2	0	0	0
k	k	k	k	k	k	k	16	0	0	0
te	te	te	te	TE	te	TE	14	2	2	0
dt	dt	in	in	in	in	dt	10	1	6	0
in	lb	OLB	OLB	lb	OLB	OLB	15	12	1	0
rb	rb	rb	rb	rb	rb	rb	16	0	0	0
dnp	dnp	qb	qb	qb	dnp	qb	4	0	0	12
c	sub	sub	sub	sub	t	c	10	0	0	0
WR	WR	WR	WR	WR	WR	WR	16	16	0	0
							4	0	5	0
pup	cb	cb	cb	RCB	cb	RCB	6	2	0	0
C	C	C	C	C	C	C	9	9	1	6
wr	WR	wr	WR	wr	WR	WR	16	8	0	0
ir	ir	ir	ir	ir	ir	ir	8	0	0	0
in	in	in	in	in	in	ir	7	6	9	0
			te	in	ir	ir	1	0	1	0
sub	sub	s	s	SS	SS	SS	16	3	0	0
de	de	de	de	de	de	de	16	0	0	0
							9	0	0	0
RDT	RDT	RDT	RDT	RDT	RDT	RDT	15	15	1	0
	ir	ir	ir	rb	RB	RB	3	2	0	0
sub	OLB	lb	sub	ir	ir	ir	3	0	2	0
OLB	OLB	lb	sub	lb	lb	lb	14	2	2	0
in	in	ps	ps	ps	ps	ps	8	7	3	0
LT	LT	LT	LT	LT	in	in	13	13	3	0
lb	sub	lb	sub	sub	sub	lb	14	1	2	0
sub	in	lb	sub	sub	sub	sub	6	0	1	0
RB	RB	RB	RB	ir	ir	ir	13	7	0	0
in	in	ir	ir	ir	ir	ir	1	0	2	0
LDT	LDT	LDT	LDT	LDT	LDT	LDT	16	16	0	0
p	p	p	p	p	p	p	16	0	0	0
cb	RCB	RCB	RCB	CB	CB	cb	16	6	0	0
LCB	LCB	LCB	LCB	LCB	LCB	LCB	16	16	0	0
ir	ir	ir	ir	ir	ir	ir	1	0	3	0
wr	wr	wr	wr	wr	wr	wr	7	0	0	0
							1	0	0	0
in	in	in	in	sub	sub	in	4	0	10	2
in	in	in	in	in	in	sub	1	0	13	2
RG	RG	RG	RG	RG	RG	in	15	15	1	0
sub	sub	s	in	sub	sub	s	12	0	4	0
FS	FS	FS	FS	FS	FS	FS	16	16	0	0
fb	fb	fb	fb	fb	fb	fb	14	1	2	0
MLB	MLB	MLB	MLB	MLB	MLB	MLB	15	15	1	0
RCB	in	in	in	MLB	MLB	MLB	10	10	2	0
ps	ps	ps	ps	ps	wr	wr	2	0	0	0
TE	te	TE	TE	TE	TE	in	14	7	2	0
QB	QB	QB	QB	QB	QB	QB	16	16	0	0
OLB	OLB	OLB	OLB	OLB	OLB	OLB	16	16	0	0

ir - injured reserve; ps - practice squad; pup - physically unable to perform; sus - suspended

2015 OFFENSE

	9/13	9/20	9/27	10/5	10/11	10/18	10/22
	at StL	at GB	Chi	Det	at Cin	Car	at SF
Points	31	17	26	13	24	23	20
1 Qtr	7	3	3	0	7	3	7
2 Qtr	3	0	3	10	3	7	10
3 Qtr	3	14	14	3	14	10	0
4 Qtr	18	0	6	0	0	3	3
OT	0	-	-	-	0	-	-
First Down	21	21	17	18	16	14	21
Rush	10	8	5	6	7	4	11
Pass	10	12	12	12	9	10	9
Penalty	1	1	0	0	0	0	1
3rd Down Eff	8/19	3/9	5/16	6/13	5/13	4/14	5/13
Percent	42%	33%	31%	46%	38%	29%	38%
4th Down Eff	1/2	0/0	2/2	0/0	0/0	0/0	1/1
Percent	50%	-	100%	-	-	-	100%
Total Net Yds	343	324	371	345	397	334	388
Plays	79	57	63	63	57	60	70
Avg	4.3	5.7	5.9	5.5	7.0	5.6	5.5
Net Yds Rush	124	119	159	110	200	115	176
Plays	32	25	29	31	30	26	41
Avg	3.9	4.8	5.5	3.5	6.7	4.4	4.3
Net Yds Pass	219	205	212	235	197	219	212
Sack/loss	6/32	2/1	4/23	6/52	4/16	4/22	5/23
Gross Yds	251	206	235	287	213	241	235
Att/Comp	41/32	30/19	30/20	26/20	23/15	30/18	24/18
Int	1	1	0	0	1	0	2
Avg	4.7	6.4	6.2	7.3	7.3	6.4	7.3
Punts/Avg	4/51.8	5/40.2	4/41.5	4/48.0	8/50.9	7/50.1	4/46.8
Blocked	0	0	0	0	0	0	0
Punt Ret/Yds	2/63	2/22	4/73	5/42	2/8	4/28	5/11
Kickoff Ret/Yds	2/56	4/79	1/105	3/46	1/21	2/27	1/20
Int Ret/Yds	0/0	0/0	0/0	0/0	1/32	2/6	0/0
Penalties/Yds	7/46	6/92	5/41	5/30	10/112	7/48	6/50
Fumbles/Lost	0/0	1/1	0/0	5/3	0/0	0/0	0/0
Touchdowns	3	2	2	1	3	2	2
Rush	0	0	0	0	1	1	1
Pass	1	2	1	1	1	1	1
Returns	1	0	1	0	0	0	0
Defense	1	0	0	0	1	0	0
Safeties	0	0	0	0	0	0	0
1 Pt PAT/Att	2/2	2/2	2/2	1/1	3/3	2/2	2/2
2 Pt PAT/Att	1/1	0/0	0/0	0/0	0/0	0/0	0/0
FG/Att	3/3	1/1	4/4	2/2	1/1	3/3	2/2
Time of Poss	37:28	26:42	32:36	32:04	30:35	27:48	38:05
Take/Give Ratio	3/1	1/2	0/0	1/3	2/1	2/0	0/2
Avg Drive Start	Sea28	Sea26	Sea27	Sea24	Sea19	Sea28	Sea27

2015 OFFENSE

11/1 at Dal	11/15 Ariz	11/22 SF	11/29 Pit	12/6 at Min	12/13 at Bal	12/20 Cle	12/27 StL	1/3 at Ariz
13	32	29	39	38	35	30	17	36
3	0	13	0	7	7	7	0	10
7	7	7	14	14	7	13	3	20
0	10	3	6	14	7	0	7	6
3	15	6	19	3	14	10	7	0
-	-	-	-	-	-	-	-	-
19	18	28	21	25	28	28	18	22
8	9	14	5	11	8	12	3	7
11	7	14	15	11	17	14	13	14
0	2	0	1	3	3	2	2	1
5/12	1/8	8/14	7/13	9/13	8/12	9/12	8/17	8/15
42%	13%	57%	54%	69%	67%	75%	47%	53%
0/0	1/1	0/0	0/0	1/1	0/0	0/0	1/1	1/1
-	100%	-	-	100%	-	-	100%	100%
323	343	508	436	433	424	423	313	354
61	52	75	59	66	69	68	67	70
5.3	6.6	6.8	7.4	6.6	6.1	6.2	4.7	5.1
113	115	255	100	173	123	182	60	145
31	18	44	27	36	36	36	22	37
3.6	6.4	5.8	3.7	4.8	3.4	5.1	2.7	3.9
210	228	253	336	260	301	241	253	209
0/0	2/12	2/7	2/9	2/14	0/0	2/8	4/36	1/16
210	240	260	345	274	301	249	289	225
30/19	32/14	29/24	30/21	28/21	33/24	30/21	41/25	32/22
1	1	0	0	0	0	0	1	0
7.0	6.7	8.2	10.5	8.7	9.1	7.5	5.6	6.3
4/48.3	5/40.8	4/38.5	6/42.5	2/39.0	3/51.0	1/64.0	5/40.4	2/45.5
0	0	0	0	0	0	0	0	0
1/12	1/0	4/1	0/0	4/26	1/0	1/5	2/20	4/139
1/18	5/104	0/0	5/148	1/47	0/0	4/91	4/106	0/0
0/0	1/0	0/0	4/82	1/25	1/4	1/0	0/0	3/56
5/40	14/131	8/51	8/76	9/65	6/42	5/30	10/83	6/70
0/0	2/0	0/0	2/0	1/1	1/1	0/0	5/2	0/0
1	4	4	6	5	5	3	2	4
0	2	1	1	2	0	0	0	1
1	1	3	5	3	5	3	2	3
0	0	0	0	0	0	0	0	0
0	1	0	0	0	0	0	0	0
0	0	0	0	0	0	0	0	0
1/1	2/2	2/4	3/4	5/5	5/5	3/3	2/2	3/4
0/0	0/2	0/0	0/2	0/0	0/0	0/0	0/0	0/0
2/3	2/2	1/1	0/0	1/1	0/0	3/3	1/1	3/4
29:38	21:08	37:39	28:00	35:10	35:43	34:33	32:06	36:37
0/1	3/1	0/0	4/0	1/1	2/1	1/0	0/3	3/0
Sea26	Sea30	Sea27	Sea35	Sea37	Sea28	Sea25	Sea31	Sea47

2015 DEFENSE

	9/13	9/20	9/27	10/5	10/11	10/18	10/22
	at StL	at GB	Chi	Det	at Cin	Car	at SF
Points	34	27	0	10	27	27	3
1 Qtr	0	10	0	0	7	0	0
2 Qtr	10	3	0	3	0	7	0
3 Qtr	14	3	0	0	0	7	3
4 Qtr	7	11	0	7	17	13	0
OT	3	-	-	-	3	-	-
First Down	19	21	7	12	27	25	8
Rush	5	7	5	1	6	10	3
Pass	13	11	2	10	18	14	5
Penalty	1	3	0	1	3	1	0
3rd Down Eff	6/11	4/11	3/13	3/13	6/15	4/11	1/11
Percent	55%	36%	23%	23%	40%	36%	9%
4th Down Eff	0/0	0/0	0/0	0/0	0/0	0/1	0/0
Percent	-	-	-	-	-	0%	-
Total Net Yds	352	361	146	256	419	383	142
Plays	55	64	46	53	79	72	45
Avg	6.4	5.6	3.2	4.8	5.3	5.3	3.2
Net Yds Rush	76	127	98	53	109	135	61
Plays	26	29	27	18	31	33	15
Avg	2.9	4.4	3.6	2.9	3.5	4.1	4.1
Net Yds Pass	276	234	48	203	310	248	81
Sack/loss	2/21	2/15	2/15	0/0	4/21	3/21	6/43
Gross Yds	297	249	63	203	331	269	124
Att/Comp	27/18	33/25	17/9	35/24	44/30	36/20	24/13
Int	0	0	0	0	1	2	0
Avg	9.5	6.7	2.5	5.8	6.5	6.4	2.7
Punts/Avg	3/47.3	3/46.3	10/47.7	8/45.9	6/48.8	5/48.6	9/43.3
Blocked	0	0	0	0	0	0	0
Punt Ret/Yds	2/85	0/0	0/0	3/29	5/93	2/18	1/9
Kickoff Ret/Yds	3/63	1/19	6/40	2/54	4/87	0/0	4/104
Int Ret/Yds	1/15	1/2	0/0	0/0	1/0	0/0	2/0
Penalties/Yds	4/30	6/35	6/40	4/37	7/50	5/25	4/33
Fumbles/Lost	4/3	2/1	0/0	2/1	1/1	0/0	1/0
Touchdowns	4	2	0	1	3	4	0
Rush	2	0	0	0	1	3	0
Pass	1	2	0	0	2	1	0
Returns	1	0	0	0	0	0	0
Defense	0	0	0	1	0	0	0
Safeties	0	0	0	0	0	0	0
1 Pt PAT/Att	4/4	1/1	0/0	1/1	3/3	3/4	0/0
2 Pt PAT/Att	0/0	1/1	0/0	0/0	0/0	0/0	0/0
FG/Att	2/2	4/4	0/0	1/1	2/2	0/0	1/1
Time of Poss	28:32	33:18	27:24	27:56	40:49	32:12	21:55
Take/Give Ratio	1/3	2/1	0/0	3/1	1/2	0/2	2/0
Avg Drive Start	StL26	GB26	Chi21	Det24	Cin26	Car23	SF20

2015 DEFENSE

11/1 at Dal	11/15 Ariz	11/22 SF	11/29 Pit	12/6 at Min	12/13 at Bal	12/20 Cle	12/27 StL	1/3 at Ariz
12	39	13	30	7	6	13	23	6
3	0	0	3	0	0	7	10	0
3	22	7	15	0	6	3	6	6
3	3	6	3	7	0	0	0	0
3	14	0	9	0	0	3	7	0
-	-	-	-	-	-	-	-	-
14	30	14	26	9	16	15	14	16
8	5	3	6	1	0	5	6	0
4	20	11	18	7	13	9	7	13
2	5	0	2	1	3	1	1	3
4/14	8/17	2/11	5/11	2/10	3/11	6/12	5/12	5/12
29%	47%	18%	45%	20%	27%	50%	42%	42%
1/2	0/0	0/0	0/1	0/1	0/1	0/0	0/0	0/1
50%	-	-	0%	0%	0%	-	-	0%
220	451	306	538	125	302	230	207	232
57	83	52	75	48	55	52	53	58
3.9	5.4	5.9	7.2	2.6	5.5	4.4	3.9	4.0
129	117	59	58	31	28	94	104	27
30	33	16	14	16	14	17	30	13
4.3	3.5	3.7	4.1	1.9	2.0	5.5	3.5	2.1
91	334	247	480	94	274	136	103	205
1/6	3/29	2/17	2/10	4/24	1/0	3/25	0/0	2/8
97	363	264	490	118	274	161	103	213
26/13	47/29	34/22	59/37	28/17	40/23	32/19	23/14	43/20
0	1	0	4	1	1	1	0	3
3.4	6.7	6.9	7.9	2.9	6.7	3.9	4.5	4.6
4/47.0	3/44.7	7/43.7	2/39.5	7/40.1	5/45.2	3/43.0	6/40.0	6/47.3
0	0	0	0	0	0	0	0	0
2/8	3/29	1/6	2/17	2/24	3/46	0/0	2/24	1/-2
0/0	5/101	4/96	4/118	6/203	0/0	5/159	2/25	1/17
1/9	1/24	0/0	0/0	0/0	0/0	0/0	1/0	0/0
5/40	9/66	5/42	6/65	9/95	9/94	4/40	5/60	6/43
1/0	2/2	2/0	1/0	1/0	1/1	2/0	2/0	0/0
0	4	1	3	1	0	1	3	1
0	1	0	2	0	0	0	1	0
0	3	1	1	0	0	1	1	1
0	0	0	0	1	0	0	0	0
0	0	0	0	0	0	0	1	0
0	1	0	0	0	0	0	0	0
0/0	4/4	1/1	1/1	1/1	0/0	1/1	2/3	0/1
0/0	0/0	0/0	1/2	0/0	0/0	0/0	0/0	0/0
4/4	3/3	2/2	3/3	0/0	2/2	2/2	1/1	0/1
30:22	38:52	22:21	32:00	24:50	24:17	25:27	27:54	23:23
1/0	1/3	0/0	0/4	1/1	1/2	0/1	3/0	0/3
Dal28	Ari30	SF18	Pit22	Min21	Bal24	Cle25	StL27	Ari18

2015 STARTERS

OFFENSE

DATE	GAME	WR	LT	LG	C	RG	RT	TE	WR	QB	RB	FB	K
9/13	at St. Louis	Baldwin	Okung	Britt	Nowak	Sweezy	Gilliam	Graham	Kearse	Wilson	Lynch	Coleman	Hauschka
9/20	at Green Bay	Baldwin	Okung	Britt	Nowak	Sweezy	Gilliam	Graham	Kearse	Wilson	Lynch	Lockett (WR)	Hauschka
9/27	Chicago	Baldwin	Okung	Britt	Nowak	Sweezy	Gilliam	Graham	Kearse	Wilson	Rawls	Lockett (WR)	Hauschka
10/5	Detroit	Baldwin	Okung	Britt	Nowak	Sweezy	Gilliam	Graham	Kearse	Wilson	Rawls	Coleman	Hauschka
10/11	at Cincinnati	Baldwin	Okung	Britt	Nowak	Sweezy	Gilliam	Graham	Kearse	Wilson	Lynch	Willson (TE)	Hauschka
10/18	Carolina	Baldwin	Okung	Britt	Nowak	Sweezy	Gilliam	Graham	Kearse	Wilson	Lynch	Willson (TE)	Hauschka
10/22	at San Francisco	Baldwin	Okung	Britt	Nowak	Sweezy	Gilliam	Graham	Kearse	Wilson	Lynch	Tukuafu	Hauschka
11/1	at Dallas	Baldwin	Okung	Britt	Nowak	Sweezy	Gilliam	Graham	Kearse	Wilson	Lynch	Lockett (WR)	Hauschka
11/15	Arizona	Baldwin	Okung	Britt	Lewis	Sweezy	Gilliam	Graham	Kearse	Wilson	Rawls	Willson (TE)	Hauschka
11/22	San Francisco	Baldwin	Okung	Britt	Lewis	Sweezy	Gilliam	Graham	Kearse	Wilson	Rawls	Lockett (WR)	Hauschka
11/29	Pittsburgh	Baldwin	Okung	Britt	Lewis	Sweezy	Gilliam	Graham	Kearse	Wilson	Rawls	Lockett (WR)	Hauschka
12/6	at Minnesota	Baldwin	Okung	Britt	Lewis	Sweezy	Gilliam	Willson	Kearse	Wilson	Rawls	K. Smith (WR)	Hauschka
12/13	at Baltimore	Baldwin	Okung	Britt	Lewis	Sweezy	Gilliam	Willson	Kearse	Wilson	Rawls	Lockett (WR)	Hauschka
12/20	Cleveland	Baldwin	Okung	Britt	Lewis	Sweezy	Gilliam	Willson	Kearse	Wilson	Coleman	Helfet (TE)	Hauschka
12/27	St. Louis	Baldwin	Bailey	Britt	Lewis	Sweezy	Gilliam	Willson	Kearse	Wilson	Michael	Lockett (WR)	Hauschka
1/3	at Arizona	Baldwin	Bailey	Britt	Lewis	Glowinski	Gilliam	Helfet	Kearse	Wilson	Michael	Lockett (WR)	Hauschka

DEFENSE

DATE	GAME	LDE	LDT	RDT	RDE	OLB	MLB	OLB	LCB	RCB	SS	FS	P
9/13	at St. Louis	Bennett	Rubin	Mebane	Avril	Irvin	Wagner	Wright	Sherman	C. Williams	D. Bailey	Thomas	Ryan
9/20	at Green Bay	Bennett	Rubin	Mebane	Avril	Burley (CB)	Wagner	Wright	Sherman	C. Williams	Shead	Thomas	Ryan
9/27	Chicago	Bennett	Rubin	Mebane	Avril	Irvin	Wagner	Wright	Sherman	C. Williams	Chancellor	Thomas	Ryan
10/5	Detroit	Bennett	Rubin	Hill	Avril	Irvin	Wagner	Wright	Sherman	C. Williams	Chancellor	Thomas	Ryan
10/11	at Cincinnati	Bennett	Rubin	Mebane	Avril	Irvin	Wagner	Wright	Sherman	C. Williams	Chancellor	Thomas	Ryan
10/18	Carolina	Bennett	Rubin	Mebane	Avril	Irvin	Wright	Pierre-Louis	Sherman	C. Williams	Chancellor	Thomas	Ryan
10/22	at San Francisco	Bennett	Rubin	Mebane	Avril	Irvin	Wagner	Wright	Sherman	C. Williams	Chancellor	Thomas	Ryan
11/1	at Dallas	Bennett	Rubin	Mebane	Avril	Irvin	Wagner	Wright	Sherman	C. Williams	Chancellor	Thomas	Ryan
11/15	Arizona	Bennett	Rubin	Mebane	Avril	Irvin	Wagner	Wright	Sherman	C. Williams	Chancellor	Thomas	Ryan
11/22	San Francisco	Bennett	Rubin	Mebane	Avril	Irvin	Wagner	Wright	Sherman	C. Williams	Chancellor	Thomas	Ryan
11/29	Pittsburgh	Bennett	Rubin	Mebane	Avril	Morgan	Wagner	Wright	Sherman	C. Williams	Chancellor	Thomas	Ryan
12/6	at Minnesota	Bennett	Rubin	Mebane	Avril	Irvin	Wagner	Wright	Sherman	Shead	Chancellor	Thomas	Ryan
12/13	at Baltimore	Bennett	Rubin	Mebane	Avril	Irvin	Wagner	Wright	Sherman	Shead	Chancellor	Thomas	Ryan
12/20	Cleveland	Bennett	Rubin	Mebane	Avril	Irvin	Wagner	Wright	Sherman	Shead	Chancellor	Thomas	Ryan
12/27	St. Louis	Bennett	Rubin	Mebane	Avril	Irvin	Wagner	Wright	Sherman	Lane	McCray	Thomas	Ryan
1/3	at Arizona	Bennett	Rubin	Mebane	Avril	Irvin	Wagner	Wright	Sherman	Lane	McCray	Thomas	Ryan

2015 3RD DOWN EFFICIENCY

Date	Team	Yards to Go										Total	Pct.
		1	2	3	4	5	6	7	8	9	10+		
9/13	Seattle	5/5	1/3	0/2	0/3	0/0	0/1	2/2	0/1	0/0	0/2	8/19	42%
	at St. Louis	1/1	0/0	1/1	0/2	1/2	1/1	0/0	0/0	0/0	2/4	6/11	55%
9/20	Seattle	0/0	0/0	0/2	0/0	1/1	0/0	0/0	1/1	0/0	1/5	3/9	33%
	at Green Bay	2/3	0/0	0/0	0/1	0/0	2/2	0/1	0/2	0/1	0/1	4/11	36%
9/27	Seattle	1/3	1/1	1/2	0/2	1/2	1/1	0/0	0/1	0/1	0/3	5/16	31%
	Chicago	1/2	0/0	1/1	0/1	1/2	0/0	0/1	0/1	0/0	0/5	3/13	23%
10/5	Seattle	1/1	1/2	0/1	1/2	0/2	0/0	1/1	0/0	0/0	2/4	6/13	46%
	Detroit	0/2	1/1	0/0	0/0	0/0	1/2	0/0	0/1	1/2	0/5	3/13	23%
10/11	Seattle	1/1	1/2	2/3	0/2	0/0	1/1	0/0	0/1	0/0	0/3	5/13	38%
	at Cincinnati	1/1	1/1	0/1	2/3	1/2	0/0	1/2	0/0	0/0	0/5	6/15	40%
10/18	Seattle	0/0	0/2	0/0	1/1	1/3	0/1	0/0	0/1	1/2	1/4	4/14	29%
	Carolina	0/1	1/2	2/2	0/1	0/0	0/0	0/1	0/1	0/0	1/3	4/11	36%
10/22	Seattle	2/3	1/1	0/0	0/0	1/2	1/2	0/0	0/0	0/1	0/4	5/13	38%
	at San Francisco	0/0	0/1	0/2	0/1	0/0	0/0	0/1	0/1	0/0	1/5	1/11	9%
11/1	Seattle	1/1	0/0	2/2	0/2	0/1	1/2	1/1	0/1	0/0	0/2	5/12	42%
	at Dallas	0/1	2/3	0/0	1/1	0/1	1/2	0/0	0/0	0/1	0/5	4/14	29%
11/15	Seattle	0/0	0/0	1/1	0/1	0/0	0/0	0/0	0/0	0/0	0/6	1/8	13%
	Arizona	1/1	0/0	1/1	3/3	0/2	0/3	1/2	0/0	1/1	1/4	8/17	47%
11/22	Seattle	2/3	1/1	0/0	0/0	0/0	1/1	1/1	1/2	1/1	1/5	8/14	57%
	San Francisco	1/1	0/0	0/3	0/0	0/0	0/1	1/1	0/1	0/0	0/4	2/11	18%
11/29	Seattle	1/1	0/1	0/0	0/2	0/1	1/1	0/0	0/0	0/0	5/7	7/13	54%
	Pittsburgh	2/3	0/0	0/1	0/0	0/1	1/2	0/0	0/0	0/1	2/3	5/11	45%
12/6	Seattle	5/5	0/0	0/0	0/0	1/3	1/2	1/1	1/1	0/1	0/0	9/13	69%
	at Minnesota	0/0	0/0	1/2	1/1	0/0	0/1	0/0	0/0	0/0	0/6	2/10	20%
12/13	Seattle	0/0	0/0	1/1	3/3	3/3	0/1	1/1	0/0	0/0	0/3	8/12	67%
	at Baltimore	0/1	1/1	1/2	0/0	0/1	0/1	0/1	0/0	0/2	1/2	3/11	27%
12/20	Seattle	1/1	1/1	2/2	0/0	0/0	2/2	3/3	0/0	0/1	0/2	9/12	75%
	at Cleveland	1/1	0/1	0/0	0/0	1/2	0/2	1/1	0/0	1/1	2/4	6/12	50%
12/27	Seattle	1/2	0/1	1/1	0/1	1/2	1/1	1/1	0/2	0/0	3/6	8/17	47%
	St. Louis	1/1	1/1	0/3	0/0	2/2	0/1	0/0	0/1	1/3	0/0	5/12	42%
1/3	Seattle	2/2	1/2	1/1	0/0	2/4	0/0	1/2	0/1	0/0	1/3	8/15	53%
	at Arizona	1/2	0/1	1/1	0/1	1/1	0/1	0/0	0/0	1/1	1/4	5/12	42%
Totals	Seahawks	23/28	8/17	11/18	5/19	11/24	10/16	16/24	3/12	2/7	14/59	99/213	46%
	Opponents	12/21	7/12	8/20	7/15	7/16	6/19	4/11	0/8	5/13	11/60	67/195	34%

2015 DRIVE CHART

Date	Team	Drive Ended By											Pts	Pts/Drv	Eff
		Drives	3/Out	TD	FG	FGA	Pnt	Dwn	TO	Saf	Clk				
9/13	Seattle	11	2	1	3	3	4	1	1	0	1	17	1.5	0.364	
	at St. Louis	11	4	3	2	2	3	0	3	0	0	27	2.5	0.455	
9/20	Seattle	10	1	2	1	1	5	0	2	0	0	17	1.7	0.300	
	at Green Bay	11	3	2	4	4	3	0	1	0	1	27	2.5	0.545	
9/27	Seattle	10	3	1	4	4	4	0	0	0	1	19	1.9	0.500	
	Chicago	10	6	0	0	0	10	0	0	0	0	0	0.0	0.000	
10/5	Seattle	11	2	1	2	2	4	0	2	0	2	13	1.2	0.273	
	Detroit	10	3	0	1	1	8	0	1	0	0	3	0.3	0.100	
10/11	Seattle	12	3	2	1	1	8	0	1	0	0	17	1.4	0.250	
	at Cincinnati	13	1	3	2	2	6	0	2	0	0	27	2.1	0.385	
10/18	Seattle	13	6	2	3	3	7	0	0	0	1	23	1.8	0.385	
	Carolina	13	7	4	0	0	5	1	2	0	1	27	2.1	0.308	
10/22	Seattle	11	2	2	2	2	4	0	2	0	1	20	1.8	0.364	
	at San Francisco	11	8	0	1	1	9	0	0	0	1	3	0.3	0.091	
11/1	Seattle	10	5	1	2	3	4	0	1	0	1	13	1.3	0.300	
	at Dallas	10	5	0	4	4	4	1	0	0	1	12	1.2	0.400	
11/15	Seattle	12	4	3	2	2	5	0	1	1	0	26	2.2	0.417	
	Arizona	14	4	4	3	3	3	0	3	0	1	37	2.6	0.500	
11/22	Seattle	11	2	4	1	1	4	0	0	0	2	29	2.6	0.455	
	San Francisco	10	4	1	2	2	7	0	0	0	0	13	1.3	0.300	
11/29	Seattle	13	4	6	0	0	6	0	0	0	1	39	3.0	0.462	
	Pittsburgh	13	4	3	3	3	2	0	4	0	1	30	2.3	0.462	
12/6	Seattle	10	2	5	1	1	2	0	1	0	1	38	3.8	0.600	
	at Minnesota	9	3	0	0	0	7	1	1	0	0	0	0.0	0.000	
12/13	Seattle	10	2	5	0	0	3	0	1	0	1	35	3.5	0.500	
	at Baltimore	10	2	0	2	2	5	1	2	0	0	6	0.6	0.200	
12/20	Seattle	8	0	3	3	3	1	0	0	0	1	30	3.8	0.750	
	Cleveland	7	2	1	2	2	3	0	1	0	0	13	1.9	0.429	
12/27	Seattle	11	4	2	1	1	5	0	3	0	0	17	1.5	0.273	
	St. Louis	11	3	2	1	1	6	0	0	0	2	16	1.5	0.273	
1/3	Seattle	11	2	4	3	4	2	0	0	0	1	36	3.3	0.636	
	at Arizona	11	4	1	0	1	6	0	3	0	0	6	0.5	0.091	
Totals	Seahawks	174	44	44	29	31	68	1	15	1	14	389	2.2	0.420	
	Opponents	174	63	24	27	28	87	4	23	0	8	247	1.4	0.293	

INSIDE THE 20

Date	Team	Trips/Scores	TD	FG/Att	Points	Int	Fum	Downs	Clock
9/13	Seattle	4/4	1	3/3	17	0	0	0	0
	at St. Louis	4/4	2	2/2	20	0	0	0	0
9/20	Seattle	2/2	2	0/0	14	0	0	0	0
	at Green Bay	3/3	1	2/2	14	0	0	0	0
9/27	Seattle	2/2	0	2/2	6	0	0	0	0
	Chicago	0/0	0	0/0	0	0	0	0	0
10/5	Seattle	1/1	0	1/1	3	0	0	0	0
	Detroit	0/1	0	0/0	0	0	1	0	0
10/11	Seattle	1/2	0	1/1	3	1	0	0	0
	at Cincinnati	4/4	3	1/1	24	0	0	0	0
10/18	Seattle	3/3	1	2/2	13	0	0	0	0
	Carolina	3/3	3	0/0	20	0	0	0	0
10/22	Seattle	1/1	1	0/0	7	0	0	0	0
	at San Francisco	1/1	0	1/1	3	0	0	0	0
11/1	Seattle	2/2	0	2/2	6	0	0	0	0
	at Dallas	3/3	0	3/3	9	0	0	0	0
11/15	Seattle	3/3	2	1/1	16	0	0	0	0
	Arizona	2/3	1	1/1	10	1	0	0	0
11/22	Seattle	3/3	2	1/1	16	0	0	0	0
	San Francisco	3/3	1	2/2	13	0	0	0	0
11/29	Seattle	4/4	4	0/0	26	0	0	0	0
	Pittsburgh	4/4	2	2/2	21	0	0	0	0
12/6	Seattle	4/4	3	1/1	24	0	0	0	0
	at Minnesota	0/0	0	0/0	0	0	0	0	0
12/13	Seattle	4/5	4	0/0	28	0	1	0	0
	at Baltimore	2/3	0	2/2	6	0	0	1	0
12/20	Seattle	4/4	2	2/2	20	0	0	0	0
	Cleveland	3/3	1	2/2	13	0	0	0	0
12/27	Seattle	3/3	2	1/1	17	0	0	0	0
	St. Louis	1/1	1	0/0	7	0	0	0	0
1/3	Seattle	5/6	3	2/2	27	0	0	0	1
	at Arizona	1/2	1	0/0	6	1	0	0	0
Totals	Seahawks	46/49	27	19/19	243	1	1	0	1
	Opponents	34/38	16	18/18	166	2	1	1	0

2015 SUPERLATIVES

OVERALL	10-6	WHEN SCORING...	
Home	5-3	First	8-2
Road	5-3	Less than 20 points	2-2
		20 or more points	8-4
BY MONTH			
September	1-2	When leading at halftime	9-2
October	2-2	When trailing at halftime	1-3
November	3-1	When leading after three quarters	9-3
December	3-1	When trailing after three quarters	1-3
January	1-0	When tied after three quarters	0-0
TURF		When outrushing opponents	8-3
Artificial	8-5		
Natural Grass	2-1	When plus in time of possession	8-2
		When minus in time of possession	2-4
INDOORS	2-1	When equal in time of possession	0-0
VS. CONFERENCE		When plus in takeaway/giveaway	4-4
vs. AFC	3-1	When minus in takeaway/giveaway	3-2
North	3-1	When equal in takeaway/giveaway	3-0
West	0-0		
East	0-0	With a 100-yard rusher	5-1
South	0-0	With a 100-yard receiver	3-3
vs. NFC	7-5	With a 300-yard passer	1-0
North	3-1		
West	3-3	Versus an opponent 100-yard rusher	0-0
East	1-0	Versus an opponent 100-yard receiver	1-3
South	0-1	Versus an opponent 300-yard passer	1-2

2015 WEEKLY RANKINGS

NFL

NFC

Week	Offense			Defense			Week	Offense			Defense		
	Total	Rush	Pass	Total	Rush	Pass		Total	Rush	Pass	Total	Rush	Pass
1	15	9T	15	20	10	23	1	10	5	8	8	5	10
2	19	11	20	17	15	21	2	10	7	10	7	8	10
3	18	5	27T	3	17	2	3	9	4	11T	2	9	1
4	19	7T	27	2	7	5	4	7	6	11	1	4	3
5	15	1	26	5	7	7	5	7	1	11	2	4	4
6	14	2	27	4	13	5	6	7	1	12	1	6	2
7	14	2	28	3	6	3	7	7	2	12	1	2	1
8	13	2	26	2	10	2	8	6	2	11	1	4	1
9	19	3	28	2	9	2	9	8	2	13	1	3	1
10	18	4	27	2	11	2	10	9	3	12	1	3	1
11	10	1	27	2	10T	2	11	6	1	12	1	4	1
12	8	2	22	4	5	9	12	4	2	9	2	3	6
13	7	1	21	2	3	4	13	4	1	9	1	2	2
14	5	1	19	2	2	6	14	3	1	7	1	1	4
15	5	2	20	2	3	4	15	3	1	8	1	1	2
16	5	3	19	2	3	2	16	3	2	8	1	1	1
17	4	3	20	2	1	2	17	3	2	9	1	1	1

Italics – bye week



1976 REVIEW (2-12)

Date	W/L	Score	Opponents	Att	Scoring	TD	Ru	Pa	Rt	PAT	FG	S	Pts		
09/12	L	30-24	St. Louis	58,441	Leypoldt	0	0	0	0	19-22	8-12	0	43		
09/19	L	31-7	at Washington	53,174	Smith	5	4	1	0	0	0	0	30		
09/26	L	37-21	San Francisco	59,108	Largent	4	0	4	0	0	0	0	24		
10/03	L	28-13	Dallas	62,027	McCullum	4	0	4	0	0	0	0	24		
10/10	L	28-20	at Green Bay (Mil)	54,983	McKinnis	4	4	0	0	0	0	0	24		
10/17	W	13-10	at Tampa Bay	43,812	Zorn	4	4	0	0	0	0	0	24		
10/24	L	41-14	Detroit	61,280	SEA	29	14	13	2	26-29	9-16	1	229		
10/31	L	41-6	at L.A. Rams	52,035	OPP	53	20	27	6	51-53	20-30	0	429		
11/07	W	31-13	Atlanta	57,985											
11/14	L	27-21	at Minnesota	45,087	Rushing					Att	Yds	Avg	LG	TD	
11/21	L	51-27	New Orleans	61,865	Smith	119	537	4.5	53	4					
11/28	L	28-16	at N.Y. Giants	65,111	Zorn	52	246	4.7	19	4					
12/05	L	34-7	Chicago	60,510	Testerman	67	246	3.8	16	1					
12/12	L	27-10	at Philadelphia	37,949	Nelson	52	173	3.3	25	1					
					McKinnis	46	105	2.2	14	4					
					SEA	374	1413	3.8	53	14					
					OPP	614	2881	4.7	47	20					
Team Statistics				Sea	Opp										
TOTAL FIRST DOWNS				237	323										
Rushing				75	166										
Passing				140	136										
Penalty				22	21										
3rd Down: Made/Att.				59/221	96/219										
3rd Down Pct.				26.7	43.8										
4th Down: Made/Att.				15/20	6/16										
4th Down Pct.				75.0	37.6										
TOTAL NET YARDS				4062	5405										
Avg. Per Game				290.1	386.0										
Total Plays				882	1008										
Avg. Per Play				4.6	5.4										
NET YARDS RUSHING				1413	2881										
Avg. Per Game				100.9	205.8										
Total Rushes				374	614										
NET YARDS PASSING				2649	2524										
Avg. Per Game				189.2	180.3										
Sacked/Yards Lost				28/225	27/246										
Gross Yards				2874	2770										
Att./Completions				480/229	367/223										
Completion Pct.				47.7	60.7										
Had Intercepted				30	15										
PUNTS/AVERAGE				82/37.4	65/35.0										
NET PUNTING AVG.				30.1	29.6										
PENALTIES/YARDS				80/684	106/926										
FUMBLES/LOST				30/18	23/13										
TOUCHDOWNS				29	53										
Rushing				14	20										
Passing				13	27										
Returns				2	6										
TOTAL POINTS				229	429										
By Quarters				1	2	3	4	OT	Tot						
SEA				39	73	61	56	0	229						
OPP				91	116	127	95	0	429						
Passing				Att	Cmp	Yds	Cmp%	Yds/Att	TD	TD%	Int	Int%	LG	Sacked	Rating
Zorn				439	208	2571	47.3	5.85	12	2.7	27	6.1	80	25/196	49.4
Munson				37	20	295	54.0	7.97	1	2.7	3	8.1	44	3/29	----
SEA				480	229	2874	47.7	5.98	13	3.7	30	6.2	80	26/225	49.9
OPP				367	223	2770	60.8	7.54	27	7.3	15	4.0	66	27/246	91.7
Receiving				No	Yds	Avg	LG	TD							
Largent				54	705	13.0	45	4							
Howard				37	422	11.4	30	0							
Smith				36	384	10.6	34	1							
McCullum				32	506	15.8	72	4							
Testerman				25	232	9.2	25	1							
SEA				229	2874	12.6	80	13							
OPP				223	2770	12.4	66	27							
Interceptions				No	Yds	Avg	LG	TD							
Brown				4	70	17.5	33	0							
Woolsey				4	19	4.7	13	0							
Matthews				3	60	20.0	40	1							
SEA				15	218	14.5	40	1							
OPP				30	388	12.9	70	4							
Punt Returns				No	FC	Yds	Avg	LG	TD						
Blackwood				19	2	132	6.9	26	0						
Brown				13	4	74	5.6	19	0						
SEA				39	6	246	6.3	26	0						
OPP				56	3	534	9.5	50	1						
Kickoff Returns				No	Yds	Avg	LG	TD							
Ross				30	655	21.8	45	0							
Bolton				15	280	18.6	30	0							
SEA				79	1605	20.3	45	0							
OPP				46	1041	22.6	41	0							
Punting				No	Yds	Avg	Net	TB	I20	LG	B				
Engles				80	3067	38.3	29.9	3	13	55	2				
SEA				82	3067	37.4	30.1	3	13	55	2				
OPP				65	2275	35.0	29.6	5	10	54	2				

Field Goals	1-19	20-29	30-39	40-49	50+
Bitterlich	0-0	1-1	0-2	0-1	0-0
Leyboldt	0-0	2-2	1-2	5-7	0-1
SEA	0-0	3-3	1-4	5-8	0-1
OPP	1-1	7-7	7-11	5-9	0-2

Bitterlich: (27) (—) (36W,40W,33W)

Leyboldt: () () (—) (48,44,45B) (25,39,51S) (—) (43,41) (—) (36W) (—) (45,46R) (—) (24)

OPP: (28,46W,22,26) (37) (45,45,31) (50B,39W)

(—) (38,36W,35B) (25,44) (20) (44W,18,40B,21)

(32W,43,39) (46,36,21)(—) (45S,51S) (33,37)

DEFENSIVE STATISTICS

Player	T	S	A	Sac	PD	FF	FR
Brown	111	85	26	0.0	17	2	0
Curtis	107	66	41	1.0	1	0	1
Bradley	101	75	26	0.0	4	1	1
Matthews	92	75	17	0.0	13	0	0
Niehaus	90	58	32	8.5	0	0	1

Record (Finish): 2-12 (5th, NFC West)

Head Coach: Jack Patera (2-12, .143)

Assistants: Sam Boghosian (Off. Coord./OL), Bob Hollway (Def. Coord./DBs), Earl Leggett (DL), Andy MacDonald (RBs), Larry Peccatiello (LBs), Jerry Rhome (QB/WRs/TEs)

Captains: T Norm Evans (Off.), LB Mike Curtis (Def.), LB Ed Bradley (Sp. Teams)

MVP: QB Jim Zorn

Pro Bowl: None

National Honors: QB Jim Zorn, NFC Offensive

Rookie of the Year: DT Steve Niehaus, NFC Defensive Rookie of the Year

All-NFL: None

OFFENSE

Pos.		Starts
WR	Sam McCullum	13
LT	Nick Bebout	13
LG	Bob Penchion	13
C	Fred Hoaglin	7
	Art Kuehn*	7
RG	John Demarie	7
	Bob Newton	7
RT	Norm Evans	10
TE	Ron Howard	13
WR	Steve Largent*	13
QB	Jim Zorn*	14
RB	Sherman Smith*	9
FB	Don Testerman*	8

DEFENSE

LE	Dave Tipton	12
LT	Steve Niehaus*	14
RT	Richard Harris	8
RE	Bob Lurtsema	13
LLB	Ken Geddes	9
	Sammy Green*	5
MLB	Ed Bradley	14
RLB	Mike Curtis	14
LCB	Eddie McMillan	14
RCB	Rolly Woolsey	11
FS	Dave Brown	14
SS	Al Matthews	14

SPECIAL TEAMS

K	Don Bitterlich	3
	John Leyboldt	11
P	Rick Engles	14

*Rookie or first-year player

AFC

EASTERN	W	L	T	Pct.	Pts.	Opp.
Baltimore	11	3	0	.786	417	246
New England*	11	3	0	.786	376	236
Miami	6	8	0	.429	263	264
N.Y. Jets	3	11	0	.214	169	383
Buffalo	2	12	0	.143	245	363

CENTRAL	W	L	T	Pct.	Pts.	Opp.
Pittsburgh	10	4	0	.714	342	138
Cincinnati	10	4	0	.714	335	210
Cleveland	9	5	0	.643	267	287
Houston	5	9	0	.357	222	273

WESTERN	W	L	T	Pct.	Pts.	Opp.
Oakland	13	1	0	.929	350	237
Denver	9	5	0	.643	315	206
San Diego	6	8	0	.429	248	285
Kansas City	5	9	0	.357	290	376
Tampa Bay	0	14	0	.000	125	412

* Wild Card team

NFC

EASTERN	W	L	T	Pct.	Pts.	Opp.
Dallas	11	3	0	.786	296	194
Washington*	10	4	0	.714	291	217
St. Louis	10	4	0	.714	309	267
Philadelphia	4	10	0	.286	165	286
N.Y. Giants	3	11	0	.214	170	250

CENTRAL	W	L	T	Pct.	Pts.	Opp.
Minnesota	11	2	1	.821	305	176
Chicago	7	7	0	.500	253	216
Detroit	6	8	0	.429	262	220
Green Bay	5	9	0	.357	218	299

WESTERN	W	L	T	Pct.	Pts.	Opp.
Los Angeles	10	3	1	.750	351	190
San Francisco	8	6	0	.571	270	190
Atlanta	4	10	0	.286	172	312
New Orleans	4	10	0	.286	253	346
Seattle	2	12	0	.143	229	429

1977 REVIEW (5-9)

Date	W/L Score	Opponents	Att.	Scoring	TD	Ru	Pa	Rt	PAT	FG	S	Pts
09/18	L 29-14	Baltimore	58,991	Largent	10	0	10	0	0	0	0	60
09/25	L 42-20	at Cincinnati	45,579	Leyboldt	0	0	0	0	33-37	9-18	0	60
10/02	L 24-13	Denver	53,108	Sims	8	5	3	0	0	0	0	48
10/09	L 31-0	at New England	45,929	Smith	6	4	2	0	0	0	0	36
10/16	W 30-23	Tampa Bay	54,783	Testerman	5	1	4	0	0	0	0	30
10/23	L 31-13	at Miami	29,855	SEA	37	12	23	2	33-37	9-18	0	282
10/30	W 56-17	Buffalo	61,180	OPP	43	21	19	3	42-43	23-31	2	373
11/06	L 44-7	at Oakland	50,929									
11/13	W 17-0	at N.Y. Jets	43,973	Rushing								
11/20	L 22-10	Houston	61,519	Smith	163	763	4.7	39	4			
11/27	L 30-28	San Diego	55,338	Testerman	119	459	3.8	20	1			
12/04	L 30-20	at Pittsburgh	45,429	Sims	99	369	3.7	17	5			
12/11	W 34-31	at Kansas City	22,562	Hunter	32	179	5.5	20	1			
12/18	W 20-19	Cleveland	61,583	Zorn	25	141	5.6	15	1			
				SEA	461	1964	4.3	39	12			
				OPP	596	2485	4.2	41	21			

Team Statistics	Sea	Opp	Receiving	No	Yds	Avg	LG	TD	
TOTAL FIRST DOWNS	251	295	Largent	33	643	19.4	74	10	
Rushing	116	152	Testerman	31	219	7.0	25	4	
Passing	116	125	Smith	30	419	13.9	44	2	
Penalty	19	18	Ferguson	19	374	19.6	45	2	
3rd Down: Made/Att.	72/187	86/206	Howard	17	177	10.4	24	1	
3rd Down Pct.	38.5	41.7	Sims	12	176	14.6	82	3	
4th Down: Made/Att.	6/16	9/14	Sawyer	10	105	10.5	27	0	
4th Down Pct.	37.6	64.3	SEA	175	2459	14.1	82	23	
TOTAL NET YARDS	4292	4818	OPP	196	2464	12.6	67	19	
Avg. Per Game	306.6	344.1	Interceptions	No	Yds	Avg	LG	TD	
Total Plays	869	963	Beamon	6	36	6.0	16	0	
Avg. Per Play	4.9	5.0	McMillan	4	157	39.2	57	0	
NET YARDS RUSHING	1964	2485	Brown	4	68	17.0	29	1	
Avg. Per Game	140.3	177.5	Preece	4	55	13.7	29	0	
Total Rushes	461	596	Geddes	3	9	3.0	6	0	
NET YARDS PASSING	2328	2333	SEA	25	356	14.2	57	1	
Avg. Per Game	166.3	166.6	OPP	32	594	18.6	102	3	
Sacked/Yards Lost	21/131	18/131	Kickoff Returns	No	Yds	Avg	LG	TD	
Gross Yards	2459	2464	Hunter	36	820	22.7	41	0	
Att./Completions	387/175	349/196	Ferguson	11	240	21.8	39	0	
Completion Pct.	45.2	56.2	Packer	13	280	21.5	44	0	
Had Intercepted	32	25	SEA	71	1502	21.2	44	0	
PUNTS/AVERAGE	64/38.0	54/36.0	OPP	50	1240	24.8	70	0	
NET PUNTING AVG.	30.6	30.8	Punt Returns	No	FC	Yds	Avg	LG	TD
PENALTIES/YARDS	76/666	96/794	Packer	20	0	131	6.5	31	0
FUMBLES/BALL LOST	26/13	20/11	SEA	31	4	217	7.0	31	0
TOUCHDOWNS	37	43	OPP	41	2	372	9.1	39	0
Rushing	12	21							
Passing	23	19							
Returns	2	3							
TOTAL POINTS	282	373							

By Quarters	1	2	3	4	OT	Tot
SEA	52	106	57	67	0	282
OPP	101	105	65	102	0	373

Passing	Att	Cmp	Yds	Cmp%	Yds/Att	TD	TD%	Int	Int%	LG	Sacked	Rating
Zorn	251	104	1683	41.4	6.60	16	6.3	19	7.5	82	12/51	54.2
Myer	130	70	729	53.8	5.60	6	4.6	12	9.2	45	9/80	47.6
SEA	387	175	2459	45.2	6.35	23	5.9	32	8.2	82	21/131	51.7
OPP	349	196	2464	56.1	7.06	19	5.4	25	7.1	67	18/131	66.6

Punting	No	Yds	Avg	Net	TB	I20	LG	B
Weaver	58	2293	39.5	31.8	4	10	59	1
Engles	4	137	34.3	25.3	0	0	41	1
SEA	64	2430	38.0	30.6	4	10	59	2
OPP	54	1942	36.0	30.8	3	11	61	2

Field Goals	1-19	20-29	30-39	40-49	50+
Leyboldt	1-2	2-3	2-4	3-4	1-5
SEA	1-2	2-3	2-4	3-4	1-5
OPP	0-0	9-10	10-12	4-9	0-0

Leyboldt: (19B) (52S,32,42) (52S) (—)
 (43,21R,37B) (19,41) (—) (—) (33R, 43L,50R,33)
 (51) (—) (20,27) (—) (51S)
 OPP: (45R,38,42) (—) (36) (36,26R) (40,37,20)
 (39L,41) (25) (35,39,37) (46R) (31B,46B,27,37)
 (40,26,39) (22,28,43) (49L,23,45L) (24,38)

DEFENSIVE STATISTICS

Player	T	S	A	Sac	PD	FF	FR
Beeson	136	110	26	1.0	5	0	1
Beamon	128	82	36	0.0	8	1	0
Green	98	57	41	0.0	5	1	0
Preece	96	61	35	0.0	5	1	1
McMillan	80	63	17	0.0	15	0	3
Lurtsema	79	46	33	2.0	0	0	0

Record (Finish): 5-9 (4th, AFC West). Set record for wins by 2nd year expansion team.

Head Coach: Jack Patera (7-21, .250)

Assistants: Sam Boghosian (Off. Coord./OL), Bob Hollway (Def. Coord./DBs), Earl Leggett (DL), Andy MacDonald (RBs), Larry Peccatiello (LBs), Jerry Rhome (QBs/WRs/TEs)

Captains: T Norm Evans (Off.), CB Eddie McMillan (Def.), FS Steve Preece (Sp. Teams)

MVP: WR Steve Largent

Pro Bowl: None

National Honors: None

All-NFL: None

OFFENSE

Pos.		Starts
WR	Duke Ferguson	8
	Sam McCullum	3
	Steve Raible	3
LT	Nick Bebout	12
LG	Gordon Jolley	11
C	Art Kuehn	14
RG	Ron Coder	14
RT	Norm Evans	13
TE	Ron Howard	12
WR	Steve Largent	14
QB	Jim Zorn	10
	Steve Myer	4
RB	Sherman Smith	13
FB	Don Testerman	13

DEFENSE

LE	Richard Harris	14
LT	Ron East	14
RT	Bob Lurtsema	9
	Dennis Boyd*	5
RE	Alden Roche	9
LLB	Sammy Green	14
MLB	Terry Beeson*	13
RLB	Ken Geddes	14
LCB	Eddie McMillan	4
RCB	Dave Brown	14
SS	Autry Beamon	9
	Don Dufek	5
FS	Steve Preece	14

SPECIAL TEAMS

K	John Leyboldt	14
P	Herman Weaver	13
	Rick Engles	1

*Rookie or first-year player

AFC

EASTERN	W	L	T	Pct.	Pts.	Opp.
Baltimore	10	4	0	.714	295	221
Miami	10	4	0	.714	313	197
New England	9	5	0	.643	278	217
N.Y. Jets	3	11	0	.214	191	300
Buffalo	3	11	0	.214	160	313

CENTRAL	W	L	T	Pct.	Pts.	Opp.
Pittsburgh	9	5	0	.643	283	243
Houston	8	6	0	.571	299	230
Cincinnati	8	6	0	.571	238	235
Cleveland	6	8	0	.429	269	267

WESTERN	W	L	T	Pct.	Pts.	Opp.
Denver	12	2	0	.857	274	148
Oakland*	11	3	0	.786	351	230
San Diego	7	7	0	.500	222	205
Seattle	5	9	0	.357	282	373
Kansas City	2	12	0	.143	225	349

* Wild Card team

NFC

EASTERN	W	L	T	Pct.	Pts.	Opp.
Dallas	12	2	0	.857	345	212
Washington	9	5	0	.643	196	189
St. Louis	7	7	0	.500	272	287
Philadelphia	5	9	0	.357	220	207
N.Y. Giants	5	9	0	.357	181	265

CENTRAL	W	L	T	Pct.	Pts.	Opp.
Minnesota	9	5	0	.643	231	227
Chicago*	9	5	0	.643	255	253
Detroit	6	8	0	.429	183	252
Green Bay	4	10	0	.286	134	219
Tampa Bay	2	12	0	.143	103	223

WESTERN	W	L	T	Pct.	Pts.	Opp.
Los Angeles	10	4	0	.714	302	146
Atlanta	7	7	0	.500	179	129
San Francisco	5	9	0	.357	220	260
New Orleans	3	11	0	.214	232	336

1978 REVIEW (9-7)

Date	W/L	Score	Opponents	Att	By Quarters	1	2	3	4	OT	Tot
09/03	L	24-20	San Diego	55,778	SEA	85	115	50	95	0	345
09/10	L	21-10	at Pittsburgh	48,277	OPP	68	114	79	94	3	358
09/17	W	24-17	at N.Y. Jets	46,911							
09/24	W	28-16	Detroit	56,781							
10/01	L	28-7	at Denver	74,989							
10/08	W	29-28	Minnesota	62,031							
10/15	L	45-28	at Green Bay (Mil)	52,712							
10/22	W	27-7	Oakland	62,529							
10/29	L	20-17	Denver (OT)	62,948							
11/05	W	31-29	at Chicago	50,697							
11/12	L	17-14	Baltimore	61,905							
11/19	W	13-10	at Kansas City	35,252							
11/26	W	17-16	at Oakland	52,978							
12/03	W	47-24	Cleveland	62,262							
12/10	L	37-10	at San Diego	49,975							
12/17	W	23-19	Kansas City	58,490							

Team Statistics	Sea	Opp									
TOTAL FIRST DOWNS	345	331									
Rushing	150	153									
Passing	156	160									
Penalty	39	18									
3rd Down: Made/Att.	98/235	88/216									
3rd Down Pct.	41.7	40.7									
4th Down: Made/Att.	20/31	8/14									
4th Down Pct.	64.5	57.1									
TOTAL NET YARDS	5511	5522									
Avg. Per Game	344.4	345.1									
Total Plays	1072	1036									
Avg. Per Play	5.1	5.3									
NET YARDS RUSHING	2394	2517									
Avg. Per Game	149.6	157.3									
Total Rushes	561	551									
NET YARDS PASSING	3117	3005									
Avg. Per Game	194.8	187.8									
Sacked/Yards Lost	44/284	25/220									
Gross Yards	3401	3225									
Att./Completions	467/261	460/263									
Completion Pct.	55.9	57.2									
Had Intercepted	22	22									
PUNTS/AVERAGE	69/36.9	66/38.0									
NET PUNTING AVG.	29.9	31.0									
PENALTIES/YARDS	94/789	125/997									
FUMBLES/BALL LOST	36/19	34/17									
TOUCHDOWNS	44	43									
Rushing	28	20									
Passing	15	21									
Returns	1	2									
TOTAL POINTS	345	358									

Passing	Att	Cmp	Yds	Cmp%	Yds/Att	TD	TD%	Int	Int%	LG	Sacked	Rating
Zorn	443	248	3283	56.0	7.41	15	3.4	20	4.5	64	44/284	72.2
Myer	22	11	94	50.0	4.27	0	0.0	2	9.1	17	0/0	----
SEA	467	261	3401	55.9	7.28	15	3.2	22	4.7	64	44/284	70.0
OPP	460	263	3225	57.2	7.01	21	4.6	22	4.8	55	25/220	74.3

Kickoff Returns	No	Yds	Avg	LG	TD
Hunter	16	385	24.1	38	0
Crawford	35	829	23.7	36	0
SEA	67	1510	22.5	38	0
OPP	66	1328	20.1	95	1

Field Goals	1-19	20-29	30-30	40-49	50+
Herrera	2-2	1-1	5-7	5-10	0-1
SEA	2-2	1-1	5-7	5-10	0-1
OPP	2-2	7-7	8-10	2-5	0-3

DEFENSIVE STATISTICS

Player	T	S	A	Sac	PD	FF	FR
Beeson	153	107	46	0.0	4	0	0
Butler	122	83	39	2.0	13	0	2
Green	115	79	36	0.0	2	0	1
Webster	113	85	28	0.0	33	0	1
Harris	113	72	41	2.0	15	1	0

Record (Finish): 9-7 (T2nd, AFC West)

Head Coach: Jack Patera (16-28, .364)

Assistants: Jack Christensen (DBs), Andy MacDonald (RBs), Jim Mora (DL), Howard Mudd (OL), Larry Peccatiello (Def. Coach/LBs), Jerry Rhome (Off. Coach/QBs/WRs/TEs)

Captains: T Norm Evans & WR Steve Largent (Off.), DT Dennis Boyd (Def.), SS Autry Beamon (Sp. Teams)

MVP: QB Jim Zorn

Pro Bowl: WR Steve Largent (1)

National Honors: Jack Patera (Coach of the Year), GM John Thompson (Exec. of the Year)

First-Team All-NFL: QB Jim Zorn (NEA)

OFFENSE

Pos.		Starts
WR	Sam McCullum	16
LT	Nick Bebout	16
LG	Tom Lynch	16
C	John Yarno	13
RG	Bob Newton	16
RT	Steve August	14
TE	Ron Howard	11
	John Sawyer	5
WR	Steve Largent	16
QB	Jim Zorn	16
RB	Sherman Smith+	11
	Al Hunter	6
FB	David Sims	9
	Don Testerman	5

DEFENSE

LE	Ernie Price	11
	Bill Sandifer	5
LT	Dennis Boyd	16
RT	Bill Sandifer	8
	Steve Niehaus	6
RE	Bill Gregory	14
LLB	Sammy Green	16
MLB	Terry Beeson	16
RLB	Keith Butler*	14
LCB	Cornell Webster	14
	Keith Simpson*	2
RCB	Dave Brown	16
SS	Autry Beamon	16
FS	John Harris*	16

SPECIAL TEAMS

K	Efren Herrera	16
P	Herman Weaver	16

*Rookie or first-year player

+Started 1 game at fullback

AFC

EASTERN	W	L	T	Pct.	Pts.	Opp.
New England	11	5	0	.688	358	286
Miami*	11	5	0	.688	372	254
N.Y. Jets	8	8	0	.500	359	364
Buffalo	5	11	0	.313	302	354
Baltimore	5	11	0	.313	249	425

CENTRAL	W	L	T	Pct.	Pts.	Opp.
Pittsburgh	14	2	0	.875	356	195
Houston*	10	6	0	.625	283	298
Cleveland	8	8	0	.500	334	356
Cincinnati	4	12	0	.250	252	284

WESTERN	W	L	T	Pct.	Pts.	Opp.
Denver	10	6	0	.625	282	198
Seattle	9	7	0	.563	345	358
Oakland	9	7	0	.563	311	283
San Diego	9	7	0	.563	355	309
Kansas City	4	12	0	.250	243	327

* Wild Card team

NFC

EASTERN	W	L	T	Pct.	Pts.	Opp.
Dallas	12	4	0	.750	384	208
Philadelphia*	9	7	0	.563	270	250
Washington	8	8	0	.500	273	283
St. Louis	6	10	0	.375	248	296
N.Y. Giants	6	10	0	.375	264	298

CENTRAL	W	L	T	Pct.	Pts.	Opp.
Minnesota	8	7	1	.531	294	306
Green Bay	8	7	1	.531	249	269
Detroit	7	9	0	.438	290	300
Chicago	7	9	0	.438	253	274
Tampa Bay	5	11	0	.313	241	259

WESTERN	W	L	T	Pct.	Pts.	Opp.
Los Angeles	12	4	0	.750	316	245
Atlanta*	9	7	0	.563	240	290
New Orleans	7	9	0	.438	281	198
San Francisco	2	14	0	.125	219	350

1979 REVIEW (9-7)

Date	W/L	Score	Opponents	Att	Scoring	TD	Ru	Pa	Rt	PAT	FG	S	Pts
09/02	L	33-16	San Diego	62,287	Herrera	0	0	0	0	43-46	19-23	0	100
09/09	L	19-10	at Miami	56,233	Smith	15	11	4	0	0	0	0	90
09/16	W	27-10	Oakland	61,602	Doornink	9	8	1	0	0	0	0	54
09/23	L	37-34	at Denver	74,879	Largent	9	0	9	0	0	0	0	54
09/30	L	24-6	Kansas City	61,169	McCullum	4	0	4	0	0	0	0	24
10/07	W	35-24	at San Francisco	44,592	SEA	46	24	20	2	43-46	19-23	1	378
10/14	L	20-10	at San Diego	50,077	OPP	46	23	21	2	42-46	18-29	0	372
10/21	W	34-14	Houston	60,705									
10/29	W	31-28	at Atlanta	52,566	Rushing								
11/04	L	24-0	L.A. Rams	62,048	Smith	194	775	4.0	31	11			
11/11	W	29-24	at Cleveland	72,440	Doornink	152	500	3.3	26	8			
11/18	W	38-24	New Orleans	60,055	Zorn	46	279	6.1	41	2			
11/26	W	30-7	N.Y. Jets	59,977	Hunter	34	174	5.1	67	1			
12/02	L	37-21	at Kansas City	42,160	Moore	44	168	3.8	18	2			
12/08	W	28-23	Denver	60,038	SEA	500	1967	3.9	67	24			
12/16	W	29-24	at Oakland	53,177	OPP	533	2375	4.5	84	23			

Team Statistics			Sea	Opp	Receiving			No	Yds	Avg	LG	TD	
TOTAL FIRST DOWNS			315	350	Largent	66	1237	18.7	55	9			
Rushing			121	146	Doornink	54	432	8.0	41	1			
Passing			171	171	Smith	48	499	10.4	35	4			
Penalty			23	33	McCullum	46	739	16.1	65	4			
3rd Down: Made/Att.	104/243			88/224	Peets	25	293	11.7	28	1			
3rd Down Pct.	42.8			39.3	Raible	20	252	12.6	41	1			
4th Down: Made/Att.	14/23			13/21	Moore	14	128	9.1	24	0			
4th Down Pct.	60.9			61.9	SEA	292	3791	13.0	65	20			
TOTAL NET YARDS	5557			5834	OPP	317	3739	11.8	51	21			
Avg. Per Game	347.3			364.6									
Total Plays	1046			1078	Interceptions								
Avg. Per Play	5.3			5.4	Brown	6	46	9.2	23	0			
NET YARDS RUSHING	1967			2375	Simpson	4	72	18.0	41	0			
Avg. Per Game	122.9			148.4	Harris	2	30	15.0	25	0			
Total Rushes	500			533	SEA	17	284	16.7	91	1			
NET YARDS PASSING	3590			3459	OPP	18	185	10.3	34	1			
Avg. Per Game	224.4			216.2									
Sacked/Yards Lost	23/201			37/280	Punting								
Gross Yards	3791			3739	Weaver	66	2651	40.2	33.4	3	11	60	3
Att./Completions	523/292			508/317	SEA	70	2687	38.4	33.1	4	11	60	3
Completion Pct.	55.8			62.4	OPP	69	2616	37.9	31.5	8	14	64	1
Had Intercepted	18			17									
PUNTS/AVERAGE	70/38.4			69/37.9	Punt Returns								
NET PUNTING AVG.	33.1			31.5	T. Green	16	3	121	7.6	30	0		
PENALTIES/YARDS	104/903			117/1045	Moore	10	1	90	9.0	29	0		
FUMBLES/BALL LOST	31/18			39/16	SEA	34	6	281	8.3	30	0		
TOUCHDOWNS	46			46	OPP	42	12	289	6.9	27	0		
Rushing	24			23									
Passing	20			21	Kickoff Returns								
Returns	2			2	T. Green	20	437	21.9	31	0			
TOTAL POINTS	378			372	Moore	31	641	20.7	39	0			
					SEA	70	1444	20.6	39	0			
					OPP	70	1238	17.7	41	0			

By Quarters	1	2	3	4	OT	Tot								
SEA	78	114	87	99	--	378								
OPP	63	116	84	109	--	372								

Passing	Att	Cmp	Yds	Cmp%	Yds/Att	TD	TD%	Int	Int%	LG	Sacked	Rating
Zorn	505	285	3661	56.4	7.25	20	4.0	18	3.6	65	23/201	77.6
SEA	523	292	3791	55.8	7.25	20	3.8	18	3.4	65	23/201	76.2
OPP	508	317	3739	62.4	7.36	21	4.1	17	3.3	51	37/280	84.6

Field Goals	1-19	20-29	30-39	40-49	50+
Herrera	1-1	7-8	5-6	6-7	0-1
SEA	1-1	7-8	5-6	6-7	0-1
OPP	0-0	10-11	6-9	2-8	0-1
Herrera: (34) (32,49R) (23B,46,20) (28,22,39B) (38,53S,20) (-) (19) (48,30) (24) (-) (34) (27) (49,42,45) (-) (-) (24,42)					
OPP: (31,42,22,23) (36,31) (34L,50S,37) (27) (36) (25) (40R,38L) (-) (25R) (40B,23) (28,44L) (37S,40) (42L) (27,31,22) (41R,29) (20,43S)					

DEFENSIVE STATISTICS

Player	T	S	A	Sac	PD	FF	FR
Beeson	116	89	27	2.0	4	0	1
Beamon	112	75	37	0.0	14	1	2
Jackson	95	53	42	0.0	8	0	1
Hardy	87	67	20	3.5	1	1	0
Butler	88	56	32	2.0	9	0	2
Simpson	88	73	15	2.0	12	4	0

Record (Finish): 9-7 (T3rd, AFC West)

Head Coach: Jack Patera (25-35, .417)

Assistants: Jack Christensen (DBs), Andy MacDonald (RBs), Jim Mora (DL), Howard Mudd (OL), Larry Peccatiello (Def. Coach/LBs), Jerry Rhome (Off. Coach/QBs/WRs/TEs), Rusty Tillman (Sp. Teams)

Captains: WR Steve Largent (Off.), DE Dennis Boyd (Def.), FS Autry Beamon (Sp. Teams)

MVP: WR Steve Largent

Pro Bowl: WR Steve Largent (2)

National Honors: None

All-NFL: WR Steve Largent (*SI*, *N.Y. Daily News*)

OFFENSE

Pos.		Starts
WR	Sam McCullum	16
LT	Nick Bebout	13
LG	Tom Lynch	16
C	John Yarno	16
RG	Bob Newton	11
	Ron Coder	5
RT	Steve August	16
TE	Brian Peets	14
WR	Steve Largent	15
QB	Jim Zorn	16
RB	Sherman Smith	15
FB	Dan Doornink	12
	David Sims	4

DEFENSE

LE	Carl Eller	8
	Dennis Boyd	4
	Ernie Price	4
LT	Robert Hardy*	16
RT	Manu Tuiaosopo*	16
RE	Bill Gregory	16
LLB	Sammy Green	9
	Michael Jackson	7
MLB	Terry Beeson	16
RLB	Keith Butler	14
LCB	Cornell Webster	14
RCB	Dave Brown	16
SS	Keith Simpson	11
	Autry Beamon	4
FS	Autry Beamon	9
	John Harris	6

SPECIAL TEAMS

K	Efren Herrera	16
P	Herman Weaver	16

*Rookie or first-year player

AFC

EASTERN	W	L	T	Pct.	Pts.	Opp.
Miami	10	6	0	.625	341	257
New England	9	7	0	.563	411	326
N.Y. Jets	8	8	0	.500	337	383
Buffalo	7	9	0	.438	268	279
Baltimore	5	11	0	.313	271	351

CENTRAL	W	L	T	Pct.	Pts.	Opp.
Pittsburgh	12	4	0	.750	416	262
Houston*	11	5	0	.688	362	331
Cleveland	9	7	0	.563	359	352
Cincinnati	4	12	0	.250	337	421

WESTERN	W	L	T	Pct.	Pts.	Opp.
San Diego	12	4	0	.750	411	246
Denver*	10	6	0	.625	289	262
Seattle	9	7	0	.563	378	372
Oakland	9	7	0	.563	365	337
Kansas City	7	9	0	.438	238	262

*= Wild Card team

NFC

EASTERN	W	L	T	Pct.	Pts.	Opp.
Dallas	11	5	0	.688	371	313
Philadelphia*	11	5	0	.688	339	282
Washington	10	6	0	.625	348	295
N.Y. Giants	6	10	0	.375	237	323
St. Louis	5	11	0	.313	307	358

CENTRAL	W	L	T	Pct.	Pts.	Opp.
Tampa Bay	10	6	0	.625	273	237
Chicago*	10	6	0	.625	306	249
Minnesota	7	9	0	.438	259	337
Green Bay	5	11	0	.313	246	316
Detroit	2	14	0	.125	219	365

WESTERN	W	L	T	Pct.	Pts.	Opp.
Los Angeles	9	7	0	.563	323	309
New Orleans	8	8	0	.500	370	360
Atlanta	6	10	0	.375	300	388
San Francisco	2	14	0	.125	308	416

1980 REVIEW (4-12)

Date	W/L Score	Opponents	Att	By Quarters	1	2	3	4	OT	Tot		
09/07	L 34-13	San Diego	62,042	SEA	25	95	50	121	0	291		
09/14	W 17-16	at Kansas City	42,403	OPP	48	139	77	144	0	408		
09/21	L 37-31	New England	61,035									
09/28	W 14-0	at Washington	53,263	Scoring	TD	Ru	Pa	Rt	PAT	FG	S	Pts
10/05	W 26-7	at Houston	46,860	Herrera	0	0	0	33-33	20-31	0	0	93
10/12	L 27-3	Cleveland	61,366	Jodat	6	5	1	0	0	0	0	36
10/19	W 27-17	at N.Y. Jets	52,496	Largent	6	0	6	0	0	0	0	36
10/26	L 33-14	at Oakland	50,185	McCullum	6	0	6	0	0	0	0	36
11/02	L 27-20	Philadelphia	61,047	Doornink	5	3	2	0	0	0	0	30
11/09	L 31-30	Kansas City	58,976	McCutcheon	4	3	1	0	0	0	0	24
11/17	L 19-17	Oakland	60,480	SEA	33	13	18	2	33-33	20-31	0	291
11/23	L 36-20	at Denver	73,274	OPP	47	17	28	2	45-47	25-33	3	408
11/27	L 51-7	at Dallas	57,540									
12/07	L 27-21	N.Y. Giants	51,617	Rushing	Att	Yds	Avg	LG	TD			
12/13	L 21-14	at San Diego	49,980	Jodat	155	632	4.1	26	5			
12/21	L 25-17	Denver	51,853	Doornink	100	344	3.4	22	3			
				Zorn	44	214	4.9	25	1			
				McCutcheon	40	202	5.1	32	3			
				Moore	60	202	3.4	20	0			
				SEA	456	1783	3.9	32	13			
				OPP	550	2067	3.8	46	17			
				Interceptions	No	Yds	Avg	LG	TD			
				Brown	6	32	5.3	24	0			
				Harris	6	28	4.7	15	0			
				Simpson	3	15	5.0	10	0			
				SEA	23	95	4.1	24	0			
				OPP	23	170	7.4	25	2			
				Receiving	No	Yds	Avg	LG	TD			
				Largent	66	1064	16.1	67	6			
				McCullum	62	874	14.1	58	5			
				Sawyer	36	410	11.4	32	0			
				Doornink	31	237	7.6	16	2			
				Jodat	26	190	7.3	14	1			
				Moore	25	231	9.2	34	0			
				SEA	287	3494	12.2	67	18			
				OPP	267	3280	12.3	68	28			
				Punting	No	Yds	Avg	Net	TB	I20	LG	B
				Weaver	67	2798	41.8	31.6	7	14	62	2
				SEA	70	2827	40.4	31.6	7	15	62	2
				OPP	66	2652	40.2	34.6	1	20	60	2
				Punt Returns	No	FC	Yds	Avg	LG	TD		
				Lewis	41	9	349	8.5	75	1		
				SEA	41	9	349	8.5	75	1		
				OPP	42	9	476	11.3	36	0		

Passing	Att	Cmp	Yds	Cmp%	Yds/Att	TD	TD%	Int	Int%	LG	Sacked	Rating
Zorn	488	276	3346	53.3	6.86	17	3.5	20	4.1	67	44/341	72.4
Adkins	23	10	136	43.5	5.91	1	4.3	3	13.0	22	5/51	----
Krieg	2	0	0	0.0	0.00	0	0.0	0	0.0	0	1/6	----
SEA	517	287	3494	55.5	6.76	18	3.5	23	4.4	67	51/398	71.3
OPP	462	267	3280	57.8	7.10	28	6.1	23	5.0	68	26/170	79.3

Kickoff Returns	No	Yds	Avg	LG	TD
Lewis	25	585	23.4	54	0
Webster	21	406	19.3	34	0
SEA	73	1489	20.4	54	0
OPP	64	1223	19.1	46	0

Field Goals	1-19	20-29	30-30	40-49	50+
Herrera	1-1	6-6	8-9	4-10	1-5
SEA	1-1	6-6	8-9	4-10	1-5
OPP	1-1	8-9	9-11	3-5	4-7

Herrera: (46,54S,28)(19)(33)(—)
)(32,33,50,44,40R) (51S,29)(48,23) (48S)
 (21,31,41L) (39,31,33,60S) (46S,37) (21,20) (—)
 (52R,48R) (47L) (31R,47) OPP: (41,29) (50,23,57)
 (19,30,44R,29) (33R,50S,52R) (—) (—) (37L, 22)
 (34,38,43S, 30,25) (39,25) (42) (28) (24,33) (—)
 (43,32) (23L) (53,55,34,38,52S)

DEFENSIVE STATISTICS

Player	T	S	A	Sac	PD	FF	FR
Jackson	136	105	31	0.0	5	1	2
Harris	119	80	39	0.0	9	0	1
Simpson	110	82	28	1.0	17	0	1
Hardy	103	72	31	3.0	2	1	1
Beeson	101	65	36	1.0	1	2	1
Tuiasopopo	94	63	31	3.5	4	0	1

Record (Finish): 4-12 (5th, AFC West)

Head Coach: Jack Patera (29-47, .382)

Assistants: Jack Christensen (DBs), Andy MacDonald (RBs), Jim Mora (DL), Howard Mudd (OL), Larry Peccatiello (Def. Coach/ LBs), Jerry Rhome (Off. Coach/QBs/WRs/TEs), Rusty Tillman (Sp. Teams)

Captains: WR Steve Largent (Off.), SS Keith Simpson (Def.)

MVP: WR Sam McCullum

Pro Bowl: None

National Honors: None

All-NFL: None

EASTERN	AFC					
	W	L	T	Pct.	Pts.	Opp.
Buffalo	11	5	0	.688	320	260
New England	10	6	0	.625	441	325
Miami	8	8	0	.500	266	305
Baltimore	7	9	0	.438	355	387
N.Y. Jets	4	12	0	.250	302	395

CENTRAL	AFC					
	W	L	T	Pct.	Pts.	Opp.
Cleveland	11	5	0	.688	357	310
Houston*	11	5	0	.688	295	251
Pittsburgh	9	7	0	.563	352	313
Cincinnati	6	10	0	.375	244	312

WESTERN	AFC					
	W	L	T	Pct.	Pts.	Opp.
San Diego	11	5	0	.688	418	327
Oakland*	11	5	0	.688	364	306
Kansas City	8	8	0	.500	319	336
Denver	8	8	0	.500	310	323
Seattle	4	12	0	.250	291	408

* Wild Card team

OFFENSE

Pos.		Starts
WR	Sam McCullum	16
LT	Louis Bullard	13
LG	Tom Lynch	12
	Jeff Sevy	4
C	John Yarno	16
RG	Bob Newton	16
RT	Steve August	16
TE	John Sawyer	16
WR	Steve Largent	16
QB	Jim Zorn	16
RB	Dan Doornink	11
	Sherman Smith	2
FB	Jim Jodat	13
	Dan Doornink	3

DEFENSE

LE	Jacob Green*	13
LT	Robert Hardy	16
RT	Manu Tuiasopopo	16
RE	Bill Gregory	13
LLB	Michael Jackson	15
MLB	Terry Beeson	16
RLB	Keith Butler	16
LCB	Kerry Justin	11
	Cornell Webster	5
RCB	Dave Brown	16
SS	Keith Simpson	16
FS	John Harris	16

SPECIAL TEAMS

K	Efen Herrera	16
P	Herman Weaver	16

*Rookie or first-year player

NFC

EASTERN	NFC					
	W	L	T	Pct.	Pts.	Opp.
Philadelphia	12	4	0	.750	384	222
Dallas*	12	4	0	.750	454	311
Washington	6	10	0	.375	261	293
St. Louis	5	11	0	.313	299	350
N.Y. Giants	4	12	0	.250	249	425

CENTRAL	NFC					
	W	L	T	Pct.	Pts.	Opp.
Minnesota	9	7	0	.563	317	308
Detroit	9	7	0	.563	334	272
Chicago	7	9	0	.438	304	264
Tampa Bay	5	10	1	.344	271	341
Green Bay	5	10	1	.344	231	371

WESTERN	NFC					
	W	L	T	Pct.	Pts.	Opp.
Atlanta	12	4	0	.750	405	272
Los Angeles*	11	5	0	.688	424	289
San Francisco	6	10	0	.375	320	415
New Orleans	1	15	0	.063	291	487

1981 REVIEW (6-10)

Date	W/L	Score	Opponents	Att	By Quarters	1	2	3	4	OT	Tot		
09/06	L	27-21	at Cincinnati	41,177	SEA	71	109	85	57	---	322		
09/13	W	13-10	Denver	58,513	OPP	58	140	75	115	---	388		
09/20	L	20-10	at Oakland	45,725									
09/27	L	20-14	Kansas City	59,255	Scoring	TD	Ru	Pa	Rt	PAT	FG	S	Pts
10/04	L	24-10	at San Diego	51,463	Largent	10	1	9	0	0	0	0	60
10/11	L	35-17	at Houston	42,671	Herrera	0	0	0	0	23-25	12-17	0	59
10/18	L	32-0	N.Y. Giants	56,134	T. Brown	6	6	0	0	0	0	0	36
10/25	W	19-3	at N.Y. Jets	49,678	Doornink	5	1	4	0	0	0	0	30
11/01	L	34-24	at Green Bay	49,467	SEA	40	14	21	5	37-40	15-24	0	322
11/08	W	24-21	Pittsburgh	59,058	OPP	46	20	25	1	41-46	23-29	1	388
11/16	W	44-23	San Diego	58,628									
11/22	L	40-13	at Kansas City	49,002	Rushing	Att	Yds	Avg	LG	TD			
11/29	L	32-31	Oakland	57,147	T. Brown	141	531	3.8	43	6			
12/06	W	27-23	N.Y. Jets	53,105	Smith	83	253	3.0	21	3			
12/13	L	23-13	at Denver	74,527	Doornink	65	194	3.0	11	1			
12/20	W	42-21	Cleveland	51,435	Zorn	30	140	4.7	20	1			
					Hughes	47	135	2.9	15	0			
					SEA	440	1594	3.6	43	14			
					OPP	588	2806	4.8	73	20			
					Receiving	No	Yds	Avg	LG	TD			
					Largent	75	1224	16.3	57	9			
					McCullum	46	567	12.3	36	3			
					Smith	44	406	9.2	28	1			
					Hughes	35	263	7.5	22	2			
					Doornink	27	350	13.0	80	4			
					SEA	307	3727	12.1	80	21			
					OPP	294	3394	11.5	90	25			
					Interceptions	No	Yds	Avg	LG	TD			
					Harris	10	155	15.5	42	2			
					Easley	3	155	51.7	82	1			
					SEA	21	397	18.9	82	3			
					OPP	15	257	17.1	46	1			
					Punting	No	Yds	Avg	Net	TB	I20	LG	B
					West	66	2578	39.1	36.1	2	16	56	0
					SEA	68	2665	39.2	36.2	2	16	56	0
					OPP	55	2337	42.5	35.3	5	14	63	0
					Punt Returns	No	FC	Yds	Avg	LG	TD		
					Johns	16	4	177	11.1	34	0		
					Lewis	15	2	100	6.7	23	0		
					SEA	32	6	293	9.2	34	0		
					OPP	33	18	153	4.6	16	0		
					Kickoff Returns	No	Yds	Avg	LG	TD			
					Lewis	20	378	18.9	36	0			
					Ivory	15	281	18.7	32	0			
					SEA	69	1278	18.5	36	0			
					OPP	67	1177	17.6	35	0			

Passing	Att	Cmp	Yds	Cmp%	Yds/Att	TD	TD%	Int	Int%	LG	Sacked	Rating
Zorn	397	236	2788	59.4	7.02	13	3.3	9	2.3	80	24/201	80.2
Krieg	112	64	843	57.1	7.53	7	6.3	5	4.5	57	11/85	83.3
SEA	524	307	3727	58.6	7.11	21	4.0	15	2.9	80	37/300	82.0
OPP	502	294	3394	58.6	6.76	25	5.0	21	4.2	90	36/260	78.2

Field Goals	1-19	20-29	30-39	40-49	50+
Herrera	0-0	6-6	3-4	2-5	1-2
Alvarez	0-0	3-3	0-0	0-4	0-0
SEA	0-0	9-9	3-4	2-9	1-2
OPP	1-1	8-9	9-10	4-6	1-3
Herrera: (37R) (43,22) (26,40R) () (52L,20)					
(41,47S) () () (54) (37,48R) (25,30,23) (26,30)					
Alvarez: () () () () () () () () () () () () ()					
(43R,22,42R) (43B) (28,20) (42R)					
OPP: (25,43S,40) (30) (34L) (30,38,43L) (47) ()					
(29,54,21,47,31,37) (34) (19,36) (49S,22L) (32)					
(37,24) (20) (26,50R) (33,43,24) ()					

DEFENSIVE STATISTICS

Player	T	S	A	Sac	PD	FF	FR
Jackson	141	99	42	1.0	4	3	1
Easley	107	79	28	0.0	10	0	3
Butler	100	68	32	1.5	2	0	0
Harris	91	71	20	0.0	7	2	3
Green	87	72	15	12.0	1	5.5	1

Record (Finish): 6-10 (5th, AFC West)

Head Coach: Jack Patera (35-57, .380)

Assistants: Jack Christensen (DBs), Andy MacDonald (RBs), Jim Mora (DL), Howard Mudd (OL), Jerry Rhome (Off. Coach/QBs/WRs/TEs), Jackie Simpson (Def. Coach/LBs), Rusty Tillman (Sp. Teams)

Captains: WR Steve Largent (Off.), CB Keith Simpson (Def.), S Don Dufek (Sp. Teams)

MVP: WR Steve Largent

Pro Bowl: WR Steve Largent (3)

National Honors: S Kenny Easley, AFC Defensive Rookie of the Year, First-Team All-NFL

All-NFL: S Kenny Easley

OFFENSE

Pos.		Starts
WR	Sam McCullum	14
LT	Ron Essink	16
LG	Edwin Bailey*	15
C	John Yarno	9
	Art Kuehn	7
RG	Bob Newton	15
RT	Steve August	16
TE	John Sawyer	16
WR	Steve Largent	16
QB	Jim Zorn	13
	Dave Krieg	3
RB	Sherman Smith	8
	Theotis Brown	7
FB	Dan Doornink	9
	Jim Jodat	5

DEFENSE

LE	Jacob Green	16
LT	Robert Hardy	14
RT	Doug Sutherland	6
	Manu Tuiaosopo	5
	Mike White	5
RE	Manu Tuiaosopo	11
LLB	Michael Jackson	15
MLB	Terry Beeson	7
	Joe Norman	7
RLB	Keith Butler	16
LCB	Keith Simpson	12
RCB	Dave Brown	10
	Kerry Justin	6
LS	Kenny Easley*	14
RS	John Harris	16

SPECIAL TEAMS

K	Efren Herrera	12
	Wilson Alvarez	4
P	Jeff West	15

*Rookie or first-year player

AFC

EASTERN	W	L	T	Pct.	Pts.	Opp.
Miami	11	4	1	.719	345	275
N.Y. Jets*	10	5	1	.665	355	287
Buffalo*	10	6	0	.625	311	276
Baltimore	2	14	0	.125	259	533
New England	2	14	0	.125	322	370

CENTRAL	W	L	T	Pct.	Pts.	Opp.
Cincinnati	12	4	0	.750	421	304
Pittsburgh	8	8	0	.500	356	297
Houston	7	9	0	.438	281	355
Cleveland	5	11	0	.313	276	375

WESTERN	W	L	T	Pct.	Pts.	Opp.
San Diego	10	6	0	.625	478	390
Denver	10	6	0	.625	321	289
Kansas City	9	7	0	.563	343	290
Oakland	7	9	0	.438	273	343
Seattle	6	10	0	.375	322	388

* Wild Card team

NFC

EASTERN	W	L	T	Pct.	Pts.	Opp.
Dallas	12	4	0	.750	367	277
Philadelphia*	10	6	0	.625	368	221
N.Y. Giants*	9	7	0	.563	295	257
Washington	8	8	0	.500	347	349
St. Louis	7	9	0	.438	315	408

CENTRAL	W	L	T	Pct.	Pts.	Opp.
Tampa Bay	9	7	0	.563	315	268
Detroit	8	8	0	.500	397	322
Green Bay	8	8	0	.500	324	361
Minnesota	7	9	0	.438	325	369
Chicago	6	10	0	.375	253	324

WESTERN	W	L	T	Pct.	Pts.	Opp.
San Francisco	13	3	0	.813	357	250
Atlanta	7	9	0	.438	426	355
Los Angeles	6	10	0	.375	303	351
New Orleans	4	12	0	.250	207	378

1982 REVIEW (4-5)

Date	W/L	Score	Opponents	Att	By Quarters	1	2	3	4	OT	Tot		
09/12	L	21-7	Cleveland	55,907	SEA	9	37	28	53	0	127		
09/19	L	23-21	at Houston	43,117	OPP	26	70	23	28	0	147		
09/26			at New England	Cxl									
10/03			Kansas City	Cxl									
10/10			at San Diego	Cxl									
10/17			L.A. Raiders	Cxl									
10/24			San Diego	Cxl									
10/31			at Kansas City	Cxl									
11/07			Denver	Cxl									
11/14			at St. Louis	Cxl									
11/21	W	17-10	at Denver	73,916									
11/28	W	16-0	Pittsburgh	55,553									
12/05	L	28-23	at L.A. Raiders	42,170									
12/12	W	20-14	Chicago	52,826									
12/19	L	16-0	New England	53,457									
12/26	L	24-10	at Cincinnati	55,330									
01/02	W	13-11	Denver	43,145									
Team Statistics				Sea	Opp								
TOTAL FIRST DOWNS				159	167								
Rushing				51	86								
Passing				89	68								
Penalty				19	13								
3rd Down: Made/Att.				43/130	50/126								
3rd Down Pct.				33.1	39.7								
4th Down: Made/Att.				6/12	5/8								
4th Down Pct.				50.0	62.5								
POSSESSION AVG.				28:04	31:56								
TOTAL NET YARDS				2594	2794								
Avg. Per Game				288.2	310.4								
Total Plays				589	600								
Avg. Per Play				4.4	4.7								
NET YARDS RUSHING				795	1461								
Avg. Per Game				88.3	162.3								
Total Rushes				227	337								
NET YARDS PASSING				1799	1333								
Avg. Per Game				199.9	148.1								
Sacked/Yards Lost				36/269	17/135								
Gross Yards				2068	1468								
Att./Completions				326/176	246/138								
Completion Pct.				54.0	56.1								
Had Intercepted				13	13								
PUNTS/AVERAGE				49/38.6	50/40.6								
NET PUNTING AVG.				35.9	34.9								
PENALTIES/YARDS				59/523	44/406								
FUMBLES/BALL LOST				21/11	18/9								
TOUCHDOWNS				14	18								
Rushing				4	12								
Passing				9	4								
Returns				1	2								
TOTAL POINTS				127	147								
Scoring													
					TD	Ru	Pa	Rt	PAT	FG	S Pts		
					N. Johnson	0	0	0	0	13-14	10-14	0	43
					Largent	3	0	3	0	0	0	0	18
					T. Brown	2	2	0	0	0	0	0	12
					Carr	2	0	2	0	0	0	0	12
					Walker	2	0	2	0	0	0	0	12
					SEA	14	4	9	1	13-14	10-14	0	127
					OPP	18	12	4	2	17-18	6-15	2	147
Rushing													
						Att	Yds	Avg	LG	TD			
					Smith	63	202	3.2	19	0			
					Doornink	45	178	4.0	46	0			
					T. Brown	53	141	2.7	17	2			
					Zorn	15	113	7.5	35	1			
					Hughes	30	106	3.5	13	0			
					SEA	227	795	3.5	46	4			
					OPP	337	1461	4.3	53	12			
Receiving													
						No	Yds	Avg	LG	TD			
					Largent	34	493	14.5	45	3			
					Doornink	22	176	8.0	44	0			
					Smith	19	196	10.3	39	0			
					Carr	15	265	17.7	50	2			
					Johns	15	234	15.6	35	1			
					Metzelaars	15	152	10.1	26	0			
					SEA	176	2068	11.8	50	9			
					OPP	138	1468	10.6	56	4			
Interceptions													
						No	Yds	Avg	LG	TD			
					Easley	4	48	12.0	44	0			
					Harris	4	33	8.3	18	0			
					Jackson	2	29	14.5	28	0			
					SEA	13	160	12.3	44	1			
					OPP	13	88	6.8	39	1			
Punting													
						No	Yds	Avg	Net	TB	I20	LG	B
					West	48	1835	38.2	36.7	3	8	52	0
					SEA	49	1889	38.6	35.9	3	9	54	0
					OPP	50	2032	40.6	34.9	3	10	59	0
Punt Returns													
						No	FC	Yds	Avg	LG	TD		
					Johns	19	10	210	11.1	37	0		
					SEA	21	14	228	10.9	37	0		
					OPP	19	23	69	3.6	18	0		
Kickoff Returns													
						No	Yds	Avg	LG	TD			
					Ivory	10	224	22.4	30	0			
					Lane	11	172	15.6	32	0			
					SEA	29	544	18.8	32	0			
					OPP	24	361	15.0	34	0			

Passing	Att	Cmp	Yds	Cmp%	Yds/Att	TD	TD%	Int	Int%	LG	Sacked	Rating
Zorn	245	126	1540	51.4	6.29	7	2.9	11	4.5	50	20/152	62.1
Krieg	78	49	501	62.8	6.42	2	2.6	2	2.6	44	16/117	79.0
SEA	326	176	2068	54.0	6.34	9	2.8	13	4.0	50	36/269	66.1
OPP	246	138	1468	56.1	5.97	4	1.6	13	5.3	56	17/135	57.1

Field Goals	1-19	20-29	30-39	40-49	50+
N. Johnson	0-0	3-4	5-6	2-3	0-1
SEA	0-0	3-4	5-6	2-3	0-1
OPP	0-0	4-5	2-3	0-6	0-1
N. Johnson: () () (37R,41R,23R,25) (35,48,29)					
(30) (30,34) (52B) (43) (22,34)					
OPPONENTS: (45B,26B,42L) (24) (21) () (42L)					
(50R) (21,41B,37,48L,23) (34) (39L,44B)					

DEFENSIVE STATISTICS

Player	T	S	A	Sac	PD	FF	FR
Jackson	64	40	24	0.0	5	0	1
Easley	56	49	7	1.0	3	1	1
D. Brown	51	40	11	1.0	2	0	2
Scholtz	48	36	12	1.0	3	1	1
Simpson	46	42	4	0.0	3	0	0
Butler	45	36	9	2.0	1	0	0

Record (Finish): 4-5 (T8th, AFC). Season shortened to 9 games because of players' strike. Top 8 in AFC & NFC made playoffs.

Head Coach: Jack Patera (35-59, .372) fired on October 13 after 2 games. Mike McCormack (4-3, .571)

Assistants: Jack Christensen (DBs), Frank Lauterbur (DL), Andy MacDonald (RBs), Howard Mudd (OL), Jerry Rhome (Off. Coach/QBs/ WRs/TEs), Jackie Simpson (Def. Coach /LBs), Rusty Tillman (Sp. Teams), Joe Vitt (Sp. Assign.)

Captains: WR Steve Largent (Off.), CB Keith Simpson (Def.), S Don Dufek (Sp. Teams)

MVP: S Kenny Easley

Pro Bowl: S Kenny Easley (1)

National Honors: None

First-Team All-NFL: S Kenny Easley (PFW, NEA, Football Digest)

OFFENSE

Pos.		Starts
WR	Paul Johns	7
	Roger Carr	2
LT	Ron Essink	7
	Dennis Boyd	2
LG	Edwin Bailey	7
C	John Yarno	9
RG	Robert Pratt	9
RT	Steve August	7
TE	Mike Tice	9
WR	Steve Largent	8
QB	Jim Zorn	7
	Dave Krieg	2
RB	Sherman Smith	8
FB	Dan Doornink	5
	David Hughes	3

DEFENSE

LE	Jacob Green	9
LT	Robert Hardy	8
RT	Manu Tuiaosopo	8
RE	Jeff Bryant*	9
LLB	Bruce Scholtz*	9
MLB	Michael Jackson	8
RLB	Keith Butler	8
LCB	Keith Simpson	8
RCB	Dave Brown	9
LS	Kenny Easley	8
RS	John Harris	9

SPECIAL TEAMS

K	Norm Johnson*	9
P	Jeff West	9

*Rookie or first-year player

	AFC					
	W	L	T	Pct.	Pts.	Opp.
L.A. Raiders	8	1	0	.889	260	200
Miami	7	2	0	.778	198	131
Cincinnati	7	2	0	.778	232	177
Pittsburgh	6	3	0	.667	204	146
San Diego	6	3	0	.667	288	221
N.Y. Jets	6	3	0	.667	245	166
New England	5	4	0	.556	143	157
Cleveland	4	5	0	.444	140	182
Buffalo	4	5	0	.444	150	154
Seattle	4	5	0	.444	127	147
Kansas City	3	6	0	.333	176	184
Denver	2	7	0	.222	148	226
Houston	1	8	0	.111	136	245
Baltimore	0	8	1	.056	113	236

	NFC					
	W	L	T	Pct.	Pts.	Opp.
Washington	8	1	0	.889	190	128
Dallas	6	3	0	.667	226	145
Green Bay	5	3	1	.611	226	169
Minnesota	5	4	0	.556	187	198
Atlanta	5	4	0	.556	183	199
St. Louis	5	4	0	.556	135	170
Tampa Bay	5	4	0	.556	158	178
Detroit	4	5	0	.444	181	176
New Orleans	4	5	0	.444	129	160
N.Y. Giants	4	5	0	.444	164	160
San Francisco	3	6	0	.333	209	206
Chicago	3	6	0	.333	141	174
Philadelphia	3	6	0	.333	191	195
L.A. Rams	2	7	0	.222	200	250

As the result of a 57-day players' strike, the 1982 NFL regular-season schedule was reduced from 16 weeks to 9. At the conclusion of the regular season, the NFL conducted a 16-team postseason Super Bowl Tournament. Eight teams from each conference were seeded 1-8 based on their records during the season.

1983 REVIEW (9-7; 2-1 PLAYOFFS)

Date	W/L Score	Opponents	Att	By Quarters	1	2	3	4	OT	Tot
09/04	L 17-13	at Kansas City	42,531	SEA	67	99	102	132	3	403
09/11	W 17-10	at N.Y. Jets	50,066	OPP	69	134	56	138	0	397
09/18	W 34-31	San Diego	61,714							
09/25	L 27-17	Washington	60,718							
10/02	W 24-9	at Cleveland	75,446							
10/09	L 28-21	at San Diego	49,132							
10/16	W 38-36	L.A. Raiders	60,697							
10/23	L 27-21	Pittsburgh	61,615							
10/30	W 34-21	at L.A. Raiders	49,708							
11/06	W 27-19	Denver	61,189							
11/13	L 33-28	at St. Louis	33,280							
11/20	L 38-27	at Denver	74,710							
11/27	W 51-48	Kansas City (OT)	56,795							
12/04	L 35-10	Dallas	63,352							
12/11	W 17-12	at N.Y. Giants	48,942							
12/18	W 24-6	New England	59,688							

POSTSEASON

Date	W/L Score	Opponents	Att	By Quarters	1	2	3	4	OT	Tot
12/24	W 31-7	Denver (AFC Wild Card Game)	60,753							
12/31	W 27-20	at Miami (AFC Divisional Playoff)	71,032							
01/08	L 30-14	at L.A. Raiders (AFC Championship)	88,734							

Team Statistics	Sea	Opp
TOTAL FIRST DOWNS	300	351
Rushing	131	128
Passing	153	195
Penalty	16	28
3rd Down: Made/Att.	96/218	95/214
3rd Down Pct.	44.0	44.4
4th Down: Made/Att.	4/10	4/10
4th Down Pct.	40.0	40.0
POSSESSION AVG.	29:52	30:08
TOTAL NET YARDS	5092	6029
Avg. Per Game	318.3	376.8
Total Plays	1032	1075
Avg. Per Play	4.9	5.6
NET YARDS RUSHING	2119	2198
Avg. Per Game	132.4	137.4
Total Rushes	546	511
NET YARDS PASSING	2973	3831
Avg. Per Game	185.8	239.4
Sacked/Yards Lost	47/343	43/351
Gross Yards	3316	4182
Att./Completions	449/251	521/311
Completion Pct.	55.9	59.7
Had Intercepted	18	26
PUNTS/AVERAGE	79/39.5	68/40.5
NET PUNTING AVG.	34.6	34.2
PENALTIES/YARDS	102/890	91/725
FUMBLES/BALL LOST	36/20	44/28
TOUCHDOWNS	50	48
Rushing	19	14
Passing	25	33
Returns	6	1
TOTAL POINTS	403	397

Scoring	TD	Ru	Pa	Rt	PAT	FG	S	Pts
N. Johnson	0	0	0	0	49-50	18-25	0	103
Warner	14	13	1	0	0	0	0	84
Largent	11	0	11	0	0	0	0	66
Johns	5	0	4	1	0	0	0	30
SEA	50	19	25	6	49-50	18-25	0	403
OPP	48	14	33	1	43-48	20-26	3	397

Rushing	Att	Yds	Avg	LG	TD
Warner	335	1449	4.3	60	13
Hughes	83	313	3.8	26	1
Doornink	40	99	2.5	9	2
SEA	546	2119	3.9	60	19
OPP	511	2198	4.3	37	14

Receiving	No	Yds	Avg	LG	TD
Largent	72	1074	14.9	46	11
Warner	42	325	7.7	28	1
Young	36	529	14.7	47	2
Johns	34	486	14.3	30	4
SEA	251	3316	13.2	50	25
OPP	311	4182	13.4	78	33

Interceptions	No	Yds	Avg	LG	TD
Easley	7	96	13.2	38	0
D. Brown	6	83	13.8	37	0
Simpson	4	39	9.7	14	0
SEA	26	353	13.6	73	2
OPP	18	279	15.5	40	1

Punting	No	Yds	Avg	Net	TB	I20	LG	B
West	79	3115	39.4	34.6	10	25	56	0
SEA	79	3115	39.4	34.6	10	25	56	0
OPP	68	2754	40.5	34.2	3	14	58	0

Punt Returns	No	FC	Yds	Avg	LG	TD
Johns	28	5	316	11.3	75t	1
SEA	34	6	366	10.8	75t	1
OPP	36	16	185	5.1	18	0

Kickoff Returns	No	Yds	Avg	LG	TD
Dixon	49	1148	23.4	94	1
Hughes	12	282	23.5	35	1
SEA	71	1575	22.2	94	1
OPP	59	952	16.1	45	0

Field Goals	1-19	20-29	30-39	40-49	50+
N. Johnson	1-1	4-4	4-7	8-10	1-3
SEA	1-1	4-4	4-7	8-10	1-3
OPP	2-2	5-6	6-7	7-9	0-1

Passing	Att	Cmp	Yds	Cmp%	Yds/Att	TD	TD%	Int	Int%	LG	Sacked	Rating
Krieg	243	147	2139	60.5	8.80	18	7.4	11	4.5	50	38/279	95.0
Zorn	205	103	1166	50.2	5.69	7	3.4	7	3.4	43	9/64	64.8
SEA	449	251	3316	55.9	7.39	25	5.6	18	4.0	50	47/343	81.3
OPP	521	311	4182	59.7	8.03	33	6.3	26	5.0	78	43/351	85.6

DEFENSIVE STATISTICS

Player	T	S	A	Sac	PD	FF	FR
Scholtz	104	84	20	1.5	6	3	1
Robinson	96	65	31	1.5	0	2	4
Harris	93	67	26	3.0	8	0	3
Easley	84	58	26	3.0	8	1	3
Butler	81	61	20	0.0	1	0	2

Record (Finish): 9-7 (2nd, AFC). First playoff appearance. Won 2 games then lost AFC Championship Game at L.A. Raiders, 30-14.

Head Coach: Chuck Knox (9-7, -563)

Assistants: Tom Catlin (Asst. Head Coach/Def. Coord./LBs), Ray Prochaska (Off. Coord./OL), George Dyer (DL), Chick Harris (RBs), Ralph Hawkins (DBs), Ken Meyer (QBs), Steve Moore (WRs), Rusty Tillman (Sp. Teams/TEs), Joe Vitt (Sp. Assign.)

Captains: WR Steve Largent (Off.), CB Dave Brown (Def.), RB Eric Lane (Sp. Teams)

MVP: RB Curt Warner

Pro Bowl: SS Kenny Easley (2), RB Curt Warner (1)

National Honors: Chuck Knox, NFL Coach of the Year (SGH); SS Kenny Easley, AFC Defensive Player of the Year (*FB News*); RB Curt Warner, AFC Offensive Player of the Year (*UPI*, NFLPA, WNTDC), First-Team All-NFL: SS Kenny Easley (*NEA*, *PFWA*, *PFW*)

OFFENSE

Pos.		Starts
WR	Paul Johns	9
LT	Ron Essink	16
LG	Reggie McKenzie	14
C	Blair Bush	16
RG	Robert Pratt	16
RT	Steve August	15
TE	Pete Metzelaars	7
WR	Steve Largent	14
QB	Jim Zorn	8
	Dave Krieg	8
RB	Curt Warner*	16
FB	David Hughes	6

DEFENSE

LE	Jacob Green	16
NT	Manu Tuiaosopolo	8
	Joe Nash	8
RE	Jeff Bryant	16
LOLB	Bruce Scholtz	16
LILB	Shelton Robinson	15
RILB	Keith Butler	16
ROLB	Michael Jackson	9
	Greg Gaines	6
LCB	Kerry Justin	10
RCB	Dave Brown	16
SS	Kenny Easley	15
FS	John Harris	16

SPECIAL TEAMS

K	Norm Johnson	16
P	Jeff West	16

*Rookie or first-year player

AFC

EASTERN	W	L	T	Pct.	Pts.	Opp.
Miami	12	4	0	.750	389	250
New England	8	8	0	.500	274	289
Buffalo	8	8	0	.500	283	351
Baltimore	7	9	0	.438	264	354
N.Y. Jets	7	9	0	.438	313	331

CENTRAL	W	L	T	Pct.	Pts.	Opp.
Pittsburgh	10	6	0	.625	355	303
Cleveland	9	7	0	.563	356	342
Cincinnati	7	9	0	.438	346	302
Houston	2	14	0	.125	288	460

WESTERN	W	L	T	Pct.	Pts.	Opp.
L.A. Raiders	12	4	0	.750	442	338
Seattle*	9	7	0	.563	403	397
Denver*	9	7	0	.563	302	327
San Diego	6	10	0	.375	358	462
Kansas City	6	10	0	.375	386	367

* Wild Card team

NFC

EASTERN	W	L	T	Pct.	Pts.	Opp.
Washington	14	2	0	.875	541	332
Dallas*	12	4	0	.750	479	360
St. Louis	8	7	1	.531	374	428
Philadelphia	5	11	0	.313	233	322
N.Y. Giants	3	12	1	.219	267	347

CENTRAL	W	L	T	Pct.	Pts.	Opp.
Detroit	9	7	0	.563	347	286
Green Bay	8	8	0	.500	429	439
Chicago	8	8	0	.500	311	301
Minnesota	8	8	0	.500	316	348
Tampa Bay	2	14	0	.125	241	380

WESTERN	W	L	T	Pct.	Pts.	Opp.
San Francisco	10	6	0	.625	432	293
L.A. Rams*	9	7	0	.563	361	344
New Orleans	8	8	0	.500	319	337
Atlanta	7	9	0	.438	370	389

1984 REVIEW (12-4; 1-1 PLAYOFFS)

Date	W/L	Score	Opponents	Att	By Quarters	1	2	3	4	OT	Tot		
09/03	W	33-0	Cleveland	59,540	SEA	92	135	100	91	--	418		
09/09	W	31-17	San Diego	61,314	OPP	60	86	62	74	--	282		
09/16	L	38-23	at New England	43,140									
09/23	W	38-9	Chicago	61,520	Scoring	TD	Ru	Pa	Rt	PAT	FG	S	Pts
09/30	W	20-12	at Minnesota	57,171	Johnson	0	0	0	0	50-51	20-24	0	110
10/07	L	28-14	at L.A. Raiders	77,904	Largent	12	0	12	0	0	0	0	72
10/14	W	31-28	Buffalo	59,034	Turner	10	0	10	0	0	0	0	60
10/21	W	28-24	at Green Bay (Mil)	52,286	Lane	5	4	1	0	0	0	0	30
10/29	W	24-0	at San Diego	53,974	SEA	51	10	32	9	50-51	20-24	1	418
11/04	W	45-0	Kansas City	61,396	OPP	34	11	18	5	34-34	14-22	1	282
11/12	W	17-14	L.A. Raiders	64,001									
11/18	W	26-6	at Cincinnati	50,280	Rushing	Att	Yds	Avg	LG	TD			
11/25	W	27-24	at Denver	74,922	Hughes	94	327	3.5	14	1			
12/02	W	38-17	Detroit	62,441	Lane	80	299	3.7	40	4			
12/09	L	34-7	at Kansas City	34,855	Doornink	57	215	3.8	25	0			
12/15	L	31-14	Denver	64,411	SEA	495	1645	3.3	40	10			
					OPP	475	1789	3.8	25	11			
POSTSEASON													
12/22	W	13-7	L.A. Raiders	62,049	Receiving	No	Yds	Avg	LG	TD			
			(AFC Wild Card Game)		Largent	74	1164	15.7	65	12			
12/29	L	31-10	at Miami	73,469	Turner	35	715	20.4	80	10			
			(AFC Divisional Playoff)		C. Young	33	337	10.2	31	1			
					Doornink	31	365	11.8	32	2			
					SEA	283	3751	13.3	80	32			
					OPP	265	3572	13.5	92	18			
Team Statistics			Sea	Opp	Interceptions	No	Yds	Avg	LG	TD			
TOTAL FIRST DOWNS			287	288	Easley	10	126	12.6	58	2			
Rushing			94	99	Brown	8	179	22.4	90	2			
Passing			171	160	SEA	38	697	18.3	90	7			
Penalty			22	29	OPP	26	333	12.8	42	3			
3rd Down: Made/Att.			84/222	73/214	Punting	No	Yds	Avg	Net	TB	I20	LG	B
3rd Down Pct.			37.8	34.1	West	95	3567	37.5	33.3	10	24	60	0
4th Down: Made/Att.			4/9	9/20	SEA	95	3567	37.5	33.3	10	24	60	0
4th Down Pct.			44.4	45.0	OPP	83	3345	40.3	33.0	6	14	63	4
POSSESSION AVG.			30:46	29:14	Punt Returns	No	FC	Yds	Avg	LG	TD		
TOTAL NET YARDS			5068	4963	Easley	16	5	194	12.1	42	0		
Avg. Per Game			316.8	310.2	Skansi	16	2	145	9.1	16	0		
Total Plays			1034	1051	SEA	44	11	484	11.0	47	1		
Avg. Per Play			4.9	4.7	OPP	32	39	205	6.4	65	1		
NET YARDS RUSHING			1645	1789	Kickoff Returns	No	Yds	Avg	LG	TD			
Avg. Per Game			102.8	111.8	Dixon	25	446	17.8	36	0			
Total Rushes			495	475	Hughes	17	348	20.5	38	0			
NET YARDS PASSING			3423	3174	SEA	54	1007	18.6	38	0			
Avg. Per Game			213.9	198.4	OPP	67	1116	16.7	46	0			
Sacked/Yards Lost			42/328	55/398	Field Goals	1-19	20-29	30-39	40-49	50+			
Gross Yards			3751	3572	Johnson	0-0	9-10	4-4	6-7	1-3			
Att./Completions			497/283	521/265	SEA	0-0	9-10	4-4	6-7	1-3			
Completion Pct.			56.9	50.9	OPP	0-0	4-5	5-8	5-9	0-0			
Had Intercepted			26	38									
PUNTS/AVERAGE			95/37.5	83/40.3									
NET PUNTING AVG.			33.3	33.0									
PENALTIES/YARDS			128/1179	114/883									
FUMBLES/BALL LOST			24/13	47/25									
TOUCHDOWNS			51	34									
Rushing			10	11									
Passing			32	18									
Returns			9	5									
TOTAL POINTS			418	282									

Passing	Att	Cmp	Yds	Cmp%	Yds/Att	TD	TD%	Int	Int%	LG	Sacked	Rating
Krieg	480	276	3671	57.5	7.65	32	6.7	24	5.0	80	40/314	83.3
SEA	497	283	3751	56.9	7.55	32	6.4	26	5.2	80	42/328	80.6
OPP	521	265	3572	50.9	6.86	18	3.5	38	7.3	92	55/398	54.2

DEFENSIVE STATISTICS

Player	T	S	A	Sac	PD	FF	FR
Robinson	93	65	28	0.5	4	0	4
K. Butler	89	68	21	1.0	4	0	2
Gaines	88	61	27	3.5	3	0	2
Nash	82	58	24	7.0	1	1	3

Record (Finish): 12-4 (2nd, AFC West). Lost divisional playoff at Miami 31-10.

Head Coach: Chuck Knox (21-11, .656)

Assistants: Tom Catlin (Asst. Head Coach/ Def. Coord./LBs), Ray Prochaska (Off. Coord./OL), George Dyer (DL), Chick Harris (RBs), Ralph Hawkins (DBs), Ken Meyer (QBs), Steve Moore (WRs), Rusty Tillman (Sp. Teams/TEs), Joe Vitt (Sp. Assign.)

Captains: TE Charle Young (Off.), CB Dave Brown (Def.), RB Eric Lane (Sp. Teams)

MVP: SS Kenny Easley

Pro Bowl: CB Dave Brown (1), SS Kenny Easley (3), K Norm Johnson (1), QB Dave Krieg (1), WR Steve Largent (4), NT Joe Nash (1), ST Fredd Young (1)

National Honors: Chuck Knox, NFL Coach of the Year (AP, SN, SGH); SS Kenny Easley, NFL Def. Player of the Year (AP, PFWA)

First-Team All-NFL: CB Dave Brown (Films), SS Kenny Easley (AP, SI, PFW, PFWA, SN, NEA, Films), DE Jacob Green (SN), K Norm Johnson (AP, PFWA, SN, PFW), WR Steve Largent (Films), NT Joe Nash (AP, Films, PFW), ST Fredd Young (Films, PFW)

OFFENSE

Pos.		Starts
WR	Daryl Turner*	8
LT	Ron Essink	16
LG	Reggie McKenzie	8
	Edwin Bailey	8
C	Blair Bush	16
RG	Robert Pratt	16
RT	Bob Cryder	10
TE	Charle Young	13
	Mike Tice	8
WR	Steve Largent	16
QB	Dave Krieg	16
RB	Eric Lane	7
	Curt Warner	1
FB	Franco Harris	6
	David Hughes	6

DEFENSE

LE	Jacob Green	16
NT	Joe Nash	16
RE	Jeff Bryant	16
LOLB	Bruce Scholtz	16
LILB	Shelton Robinson	16
RILB	Keith Butler	16
ROLB	Greg Gaines	11
LCB	Keith Simpson	15
RCB	Dave Brown	16
SS	Kenny Easley	16
FS	John Harris	16

SPECIAL TEAMS

K	Norm Johnson	16
P	Jeff West	16

*Rookie or first-year player

AFC

EASTERN	W	L	T	Pct.	Pts.	Opp.
Miami	14	2	0	.875	513	298
New England	9	7	0	.563	362	352
N.Y. Jets	7	9	0	.438	332	364
Indianapolis	4	12	0	.250	239	414
Buffalo	2	14	0	.125	250	454

CENTRAL	W	L	T	Pct.	Pts.	Opp.
Pittsburgh	9	7	0	.563	387	310
Cincinnati	8	8	0	.500	339	339
Cleveland	5	11	0	.313	250	297
Houston	3	13	0	.188	240	437

WESTERN	W	L	T	Pct.	Pts.	Opp.
Denver	13	3	0	.813	353	241
Seattle*	12	4	0	.750	418	282
L.A. Raiders*	11	5	0	.688	368	278
Kansas City	8	8	0	.500	314	324
San Diego	7	9	0	.438	394	413

* Wild Card team

NFC

EASTERN	W	L	T	Pct.	Pts.	Opp.
Washington	11	5	0	.688	426	310
N.Y. Giants*	9	7	0	.563	299	301
St. Louis	9	7	0	.563	423	345
Dallas	9	7	0	.563	308	308
Philadelphia	6	9	1	.406	278	320

CENTRAL	W	L	T	Pct.	Pts.	Opp.
Chicago	10	6	0	.625	325	248
Green Bay	8	8	0	.500	390	309
Tampa Bay	6	10	0	.375	335	380
Detroit	4	11	1	.281	283	408
Minnesota	3	13	0	.188	276	484

WESTERN	W	L	T	Pct.	Pts.	Opp.
San Francisco	15	1	0	.938	475	227
L.A. Rams*	10	6	0	.625	346	316
New Orleans	7	9	0	.438	298	361
Atlanta	4	12	0	.250	281	382

1985 REVIEW (8-8)

Date	W/L	Score	Opponents	Att	By Quarters	1	2	3	4	OT	Tot			
09/08	W	28-24	at Cincinnati	51,625	SEA	43	116	90	100	0	349			
09/15	W	49-35	at San Diego	54,420	OPP	47	78	63	112	3	303			
09/23	L	35-24	L.A. Rams	63,292										
09/29	L	28-7	at Kansas City	50,485	Scoring	TD	Ru	Pa	Rt	PAT	FG	S	Pts	
10/06	W	26-21	San Diego	61,300	Johnson	0	0	0	40-41	14-25	0	82		
10/13	W	30-26	Atlanta	60,430	Turner	13	0	13	0	0	0	78		
10/20	L	13-10	at Denver (OT)	74,899	Warner	9	8	1	0	0	0	54		
10/27	L	17-14	at N.Y. Jets	69,320	Largent	6	0	6	0	1-1	0	37		
11/03	W	33-3	L.A. Raiders	64,060	SEA	44	9	28	7	41-44	14-25	1 349		
11/10	W	27-3	at New Orleans	47,365	OPP	35	12	22	1	31-35	20-28	1 303		
11/17	L	20-13	New England	60,345										
11/25	L	19-6	at San Francisco	57,482	Rushing		Att	Yds	Avg	LG	TD			
12/01	W	24-6	Kansas City	52,655	Warner	291	1094	3.8	38	38	8			
12/08	W	31-13	Cleveland	58,477	Morris	55	236	4.3	21	21	0			
12/15	L	13-3	at L.A. Raiders	77,425	Hughes	40	128	3.2	9	9	0			
12/20	L	27-24	Denver	56,283	Krieg	35	121	3.5	17	17	1			
					SEA	462	1644	3.6	38	38	9			
					OPP	473	1837	3.9	43	43	12			
Team Statistics				Sea	Opp									
TOTAL FIRST DOWNS				299	290									
Rushing				96	90	Receiving	No	Yds	Avg	LG	TD			
Passing				179	179	Largent	79	1287	16.3	43	6			
Penalty				24	21	Warner	47	307	6.5	27	1			
3rd Down: Made/Att.				96/244	72/218	Turner	34	670	19.7	54	13			
3rd Down Pct.				39.3	33.0	C. Young	28	351	12.5	32	2			
4th Down: Made/Att.				10/17	9/13	Skansi	21	269	12.8	32	1			
4th Down Pct.				58.8	69.2	Walker	19	285	15.0	28	2			
POSSESSION AVG.				30:13	29:47	SEA	304	3820	12.6	54	28			
TOTAL NET YARDS				5007	5160	OPP	273	3787	13.9	71	22			
Avg. Per Game				312.9	322.5	Interceptions	No	Yds	Avg	LG	TD			
Total Plays				1090	1030	Harris	7	20	2.9	17	0			
Avg. Per Play				4.6	5.0	Brown	6	58	9.7	28	1			
NET YARDS RUSHING				1644	1837	Taylor	4	75	18.8	75	1			
Avg. Per Game				102.8	114.8	SEA	24	272	11.3	75	3			
Total Rushes				462	473	OPP	23	389	16.9	83	1			
NET YARDS PASSING				3363	3323	Punting	No	Yds	Avg	Net	TB	I20	LG	B
Avg. Per Game				210.2	207.7	Finzer	68	2766	40.7	34.6	6	12	61	0
Sacked/Yards Lost				53/457	61/464	Colquitt	12	481	40.1	34.3	2	3	55	0
Gross Yards				3820	3787	West	11	420	38.2	28.3	3	0	52	0
Att./Completions				575/304	496/273	SEA	91	3667	40.3	33.8	11	15	61	0
Completion Pct.				52.9	55.0	OPP	97	4081	42.1	34.6	12	22	62	2
Had Intercepted				23	24									
PUNTS/AVERAGE				91/40.3	97/42.1									
NET PUNTING AVG.				33.8	34.6	Punt Returns	No	FC	Yds	Avg	LG	TD		
PENALTIES/YARDS				102/827	106/840	Skansi	31	7	312	10.1	32	0		
FUMBLES/BALL LOST				34/18	39/20	Easley	8	0	87	10.9	25	0		
TOUCHDOWNS				44	35	SEA	53	11	483	9.1	32	0		
Rushing				9	12	OPP	47	14	374	8.0	19	0		
Passing				28	22									
Returns				7	1									
TOTAL POINTS				349	303									

Passing	Att	Cmp	Yds	Cmp%	Yds/Att	TD	TD%	Int	Int%	LG	Sacked	Rating
Krieg	532	285	3602	53.6	6.77	27	5.1	20	3.8	54	52/448	76.2
Gilbert	40	19	218	47.5	5.45	1	2.5	2	5.0	37	1/9	51.9
SEA	575	304	3820	52.9	6.64	28	4.9	23	4.0	54	53/457	73.4
OPP	496	273	3787	55.0	7.64	22	4.4	24	4.8	71	61/464	74.4

Kickoff Returns	No	Yds	Avg	LG	TD
Morris	31	636	20.5	58	0
Skansi	19	358	18.8	35	0
SEA	58	1166	20.1	58	0
OPP	47	918	19.5	63	0

Field Goals	1-19	20-29	30-39	40-49	50+
Johnson	0-0	5-5	7-9	1-8	1-3
SEA	0-0	5-5	7-9	1-8	1-3
OPP	0-0	10-11	4-7	5-7	1-3

DEFENSIVE STATISTICS

Player	T	S	A	Sac	PD	FF	FR
F. Young	118	93	25	3.0	2	0	1
K. Butler	108	71	37	0.0	3	2	3
Green	92	60	32	13.5	1	7	2
Nash	87	67	20	9.0	0	0	2
Easley	79	62	17	2.0	7	0	3
Bryant	73	49	24	8.5	4	0	4

Record (Finish): 8-8 (3rd, AFC West)

Head Coach: Chuck Knox (29-19, .604)

Assistants: Tom Catlin (Asst. Head Coach/Def. Coord./LBs), Ray Prochaska (Off. Coord.), George Dyer (DL), Chick Harris (RBs), Ralph Hawkins (DBs), Ken Meyer (QBs), Steve Moore (WRs), Kent Stephenson (OL), Rusty Tillman (Sp. Teams/TEs), Joe Vitt (Sp. Assign.)

Captains: WR Steve Largent (Off.), CB Dave Brown (Def.), RB Eric Lane (Sp. Teams)

MVP: WR Steve Largent

Pro Bowl: SS Kenny Easley (4), WR Steve Largent (5), ST Fredd Young (2)

National Honors: RB Curt Warner, Comeback Player of the Year (SI)

First-Team All-NFL: SS Kenny Easley (AP, PFWA, NEA), WR Steve Largent (AP, PFWA, SI, C&PFN)

OFFENSE

Pos.		Starts
WR	Daryl Turner	12
LT	Ron Essink	12
LG	Edwin Bailey	16
C	Blair Bush	16
RG	Robert Pratt	12
RT	Steve August	6
TE	Charle Young	14
QB	Dave Krieg	16
RB	Curt Warner	16
FB	David Hughes	10
	Eric Lane	3

DEFENSE

LE	Jacob Green	16
NT	Joe Nash	16
RE	Jeff Bryant	16
LOLB	Bruce Scholtz	16
LILB	Fredd Young	13
RILB	Keith Butler	16
ROLB	Michael Jackson	16
LCB	Terry Taylor	16
RCB	Dave Brown	16
SS	Kenny Easley	13
FS	John Harris	16

SPECIAL TEAMS

K	Norm Johnson	16
P	David Finzer	12
	Jeff West	2
	Jimmy Colquitt	2

*Rookie or first-year player

AFC

EASTERN	W	L	T	Pct.	Pts.	Opp.
Miami	12	4	0	.750	428	320
N.Y. Jets*	11	5	0	.688	393	264
New England*	11	5	0	.688	362	290
Indianapolis	5	11	0	.313	320	386
Buffalo	2	14	0	.125	200	381

CENTRAL	W	L	T	Pct.	Pts.	Opp.
Cleveland	8	8	0	.500	287	294
Cincinnati	7	9	0	.438	441	437
Pittsburgh	7	9	0	.438	379	355
Houston	5	11	0	.313	284	412

WESTERN	W	L	T	Pct.	Pts.	Opp.
L.A. Raiders	12	4	0	.750	354	308
Denver	11	5	0	.688	380	329
Seattle	8	8	0	.500	349	303
San Diego	8	8	0	.500	467	435
Kansas City	6	10	0	.375	317	360

*Wild Card team

NFC

EASTERN	W	L	T	Pct.	Pts.	Opp.
Dallas	10	6	0	.625	357	333
N.Y. Giants*	10	6	0	.625	399	283
Washington	10	6	0	.625	297	312
Philadelphia	7	9	0	.438	286	310
St. Louis	5	11	0	.313	278	414

CENTRAL	W	L	T	Pct.	Pts.	Opp.
Chicago	15	1	0	.938	456	198
Green Bay	8	8	0	.500	337	355
Minnesota	7	9	0	.438	346	359
Detroit	7	9	0	.438	307	366
Tampa Bay	2	14	0	.125	294	448

WESTERN	W	L	T	Pct.	Pts.	Opp.
L.A. Rams	11	5	0	.688	340	277
San Francisco*	10	6	0	.625	411	263
New Orleans	5	11	0	.313	294	401
Atlanta	4	12	0	.250	282	452

1986 REVIEW (10-6)

Date	W/L Score	Opponents	Att	By Quarters	1	2	3	4	OT	Tot
09/07	W 30-0	Pittsburgh	61,461	SEA	69	96	80	121	0	366
09/14	W 23-17	Kansas City	61,068	OPP	60	103	52	78	0	293
09/21	W 38-31	at New England	58,977							
09/28	L 19-14	at Washington	54,157							
10/06	W 33-7	San Diego	63,207							
10/12	L 14-10	at L.A. Raiders	70,635							
10/19	W 17-12	N.Y. Giants	62,282							
10/26	L 20-13	at Denver	76,089							
11/02	L 38-7	N.Y. Jets	62,497							
11/09	L 27-7	at Kansas City	53,268							
11/16	L 34-7	at Cincinnati	54,410							
11/23	W 24-20	Philadelphia	55,786							
11/27	W 31-14	at Dallas	58,020							
12/08	W 37-0	L.A. Raiders	62,923							
12/14	W 34-24	at San Diego	47,096							
12/20	W 41-16	Denver	63,697							

Team Statistics	Sea	Opp	Scoring	TD	Ru	Pa	Rt	PAT	FG	S	Pts
TOTAL FIRST DOWNS	291	310	N. Johnson	0	0	0	0	42-42	22-35	0	108
Rushing	123	93	Warner	13	13	0	0	0	0	0	78
Passing	158	192	Largent	9	0	9	0	0	0	0	54
Penalty	10	25	Turner	7	0	7	0	0	0	0	42
3rd Down: Made/Att.	96/221	84/225	R. Butler	4	0	4	0	0	0	0	24
3rd Down Pct.	43.4	37.3	SEA	43	15	24	4	42-43	22-35	0	366
4th Down: Made/Att.	0/6	6/18	OPP	34	12	20	2	32-34	19-28	0	293
4th Down Pct.	0.0	33.3									
POSSESSION AVG.	29:46	30:14									
TOTAL NET YARDS	5409	5341									
Avg. Per Game	338.1	333.8									
Total Plays	1005	1053									
Avg. Per Play	5.4	5.1									
NET YARDS RUSHING	2300	1759									
Avg. Per Game	143.8	109.9									
Total Rushes	513	471									
NET YARDS PASSING	3109	3582									
Avg. Per Game	194.3	223.9									
Sacked/Yards Lost	39/315	47/306									
Gross Yards	3424	3888									
Att./Completions	453/268	535/301									
Completion Pct.	59.2	56.3									
Had Intercepted	14	22									
PUNTS/AVERAGE	79/38.6	81/40.4									
NET PUNTING AVG.	33.0	33.7									
PENALTIES/YARDS	98/813	81/652									
FUMBLES/BALL LOST	29/13	26/14									
TOUCHDOWNS	43	34									
Rushing	15	12									
Passing	24	20									
Returns	4	2									
TOTAL POINTS	366	293									

Passing	Att	Cmp	Yds	Cmp%	Yds/Att	TD	TD%	Int	Int%	LG	Sacked	Rating
Krieg	375	225	2921	60.0	7.79	21	5.6	11	2.9	72	35/281	91.0
Gilbert	76	42	485	55.3	6.38	3	3.9	3	3.9	38	4/34	71.4
SEA	453	268	3424	59.2	7.56	24	5.3	14	3.1	72	39/315	87.7
OPP	535	301	3888	56.3	7.27	20	3.7	22	4.1	83	47/306	74.6

Punt Returns	No	FC	Yds	Avg	LG	TD
Edmonds	34	14	419	12.3	75	1
SEA	39	14	457	11.7	75	1
OPP	38	21	298	7.8	28	0

Field Goals	1-19	20-29	30-39	40-49	50+
N. Johnson	0-0	6-8	8-9	3-11	5-7
SEA	0-0	6-8	8-9	3-11	5-7
OPP	0-0	4-4	10-13	3-8	2-3

DEFENSIVE STATISTICS

Player	T	S	A	Sac	PD	FF	FR
Young	121	93	28	6.0	0	0	0
Robinson	99	81	18	0.0	10	0	3
K. Butler	96	66	30	1.0	5	1	0
Gaines	94	71	23	5.0	1	0	1
Scholtz	79	59	20	3.0	1	4	0

Record (Finish): 10-6 (3rd, AFC West)

Head Coach: Chuck Knox (39-25, .609)

Assistants: Tom Catlin (Asst. Head Coach/Def. Coord./LBs), Steve Moore (Off. Coord./WRs), George Dyer (DL), Chick Harris (RBs), Ralph Hawkins (DBs), Ken Meyer (QBs), Russ Purnell (Sp. Assign.), Kent Stephenson (OL), Rusty Tillman (Sp. Teams/TEs), Joe Vitt (Sp. Assign.)

Captains: WR Steve Largent (Off.), CB Dave Brown (Def.), RB Eric Lane (Sp. Teams)

MVP: RB Curt Warner

Pro Bowl: KR Bobby Joe Edmonds (1), DE Jacob Green (1), WR Steve Largent (6), RB Curt Warner (2), LB Fred Young (3)

National Honors: RB Curt Warner, AFC Player of the Year (UPI)

First-Team All-NFL: KR Bobby Joe Edmonds (AP, PFWA, SN, PFW, FD)

OFFENSE

Pos.		Starts
WR	Daryl Turner	12
LT	Ron Mattes	16
LG	Edwin Bailey	12
C	Blair Bush	7
	Will Grant	6
RG	Bryan Millard	16
RT	Mike Wilson	16
TE	Mike Tice	15
WR	Steve Largent	16
QB	Dave Krieg	14
	Gale Gilbert	2
RB	Curt Warner	16
FB	John L. Williams*	16

DEFENSE

LE	Jacob Green	16
NT	Joe Nash	11
RE	Jeff Bryant	12
LOLB	Bruce Scholtz	16
LILB	Fredd Young	15
RILB	Keith Butler	16
ROLB	Greg Gaines	15
LCB	Terry Taylor	15
RCB	Dave Brown	16
SS	Kenny Easley	10
	Paul Moyer	6
FS	Eugene Robinson	16

SPECIAL TEAMS

K	Norm Johnson	16
P	Vince Gamache*	16

*Rookie or first-year player

AFC

EASTERN	W	L	T	Pct.	Pts.	Opp.
New England	11	5	0	.688	412	307
N.Y. Jets*	10	6	0	.625	364	386
Miami	8	8	0	.500	430	405
Buffalo	4	12	0	.250	287	348
Indianapolis	3	13	0	.188	229	400

CENTRAL	W	L	T	Pct.	Pts.	Opp.
Cleveland	12	4	0	.750	391	310
Cincinnati	10	6	0	.625	409	394
Pittsburgh	6	10	0	.375	307	336
Houston	5	11	0	.313	274	329

WESTERN	W	L	T	Pct.	Pts.	Opp.
Denver	11	5	0	.688	378	327
Kansas City*	10	6	0	.625	358	326
Seattle	10	6	0	.625	366	293
L.A. Raiders	8	8	0	.500	323	346
San Diego	4	12	0	.250	335	396

* Wild Card team

NFC

EASTERN	W	L	T	Pct.	Pts.	Opp.
N.Y. Giants	14	2	0	.875	371	236
Washington*	12	4	0	.750	368	296
Dallas	7	9	0	.438	346	337
Philadelphia	5	10	1	.344	256	312
St. Louis	4	11	1	.281	218	351

CENTRAL	W	L	T	Pct.	Pts.	Opp.
Chicago	14	2	0	.875	352	187
Minnesota	9	7	0	.563	398	273
Detroit	5	11	0	.313	277	326
Green Bay	4	12	0	.250	254	418
Tampa Bay	2	14	0	.125	239	473

WESTERN	W	L	T	Pct.	Pts.	Opp.
San Francisco	10	5	1	.656	374	247
L.A. Rams*	10	6	0	.625	309	267
Atlanta	7	8	1	.469	280	280
New Orleans	7	9	0	.438	288	287

1987 REVIEW (9-6; 0-1 PLAYOFFS)

Date	W/L	Score	Opponents	Att	By Quarters	1	2	3	4	OT	Tot		
09/13	L	40-17	at Denver	75,999	SEA	79	132	95	65	0	371		
09/20	W	43-14	Kansas City	61,667	OPP	51	110	75	78	0	314		
09/27			at San Diego	Cxl									
10/04	W	24-20	Miami	19,448	Scoring	TD	Ru	Pa	Rt	PAT	FG	S	Pts
10/11	L	17-10	Cincinnati	31,739	N. Johnson	0	0	0	40-40	15-20	0	85	
10/18	W	37-14	at Detroit	8,310	Warner	10	8	2	0	0	0	60	
10/25	W	35-13	at L.A. Raiders	52,735	Largent	8	0	8	0	0	0	48	
11/01	W	28-17	Minnesota	61,134	Turner	6	0	6	0	0	0	36	
11/09	L	30-14	at N.Y. Jets	60,452	SEA	46	13	31	2	44-46	17-22	0	371
11/15	W	24-13	Green Bay	60,693	OPP	36	14	20	2	35-36	21-26	0	314
11/22	W	34-3	San Diego	62,444	Rushing	Att	Yds	Avg	LG	TD			
11/30	L	37-14	L.A. Raiders	62,802	Warner	234	985	4.2	57	8			
12/06	L	13-9	at Pittsburgh	48,881	J. Williams	113	500	4.4	48	1			
12/13	W	28-21	Denver	61,759	Krieg	36	155	4.3	17	2			
12/20	W	34-21	at Chicago	62,518	SEA	496	2023	4.1	57	13			
12/27	L	41-20	at Kansas City	20,370	OPP	472	2201	4.7	91	14			

POSTSEASON

01/03	L	23-20	at Houston (OT)	49,662	Receiving	No	Yds	Avg	LG	TD			
			(AFC Wild Card Game)		Largent	58	912	15.7	55	8			
					J. Williams	38	420	11.1	75	3			
					R. Butler	33	465	14.1	40	5			
					Skansi	19	207	10.9	25	1			
					SEA	237	3028	12.8	75	31			
					OPP	255	3196	12.5	81	20			
					Interceptions	No	Yds	Avg	LG	TD			
					Easley	4	47	11.8	22	0			
					Robinson	3	75	25.0	44	0			
					Jenkins	3	46	15.3	34	0			
					SEA	17	289	17.0	53	1			
					OPP	21	146	7.0	32	0			
					Punt Returns	No	FC	Yds	Avg	LG	TD		
					Edmonds	20	4	251	12.6	40	0		
					SEA	32	8	322	10.1	40	0		
					OPP	32	12	251	7.8	91	1		
					Punting	No	Yds	Avg	Net	TB	I20	LG	B
					Rodriguez	47	1880	40.0	34.0	5	17	63	0
					SEA	61	2370	38.9	33.1	5	18	63	0
					OPP	63	2465	39.1	32.7	4	13	60	1
					Kickoff Returns	No	Yds	Avg	LG	TD			
					Edmonds	27	564	20.9	43	0			
					Hollis	10	263	26.3	41	0			
					SEA	64	1236	19.3	43	0			
					OPP	67	1379	20.6	92	1			
					Field Goals	1-19	20-29	30-39	40-49	50+			
					N. Johnson	0-0	7-7	4-7	4-5	0-1			
					Hagler	0-0	2-2	0-0	0-0	0-0			
					SEA	0-0	9-9	4-7	4-5	0-1			
					OPP	0-0	7-7	9-9	5-8	0-2			

Passing	Att	Cmp	Yds	Cmp%	Yds/Att	TD	TD%	Int	Int%	LG	Sacked	Rating
Krieg	294	178	2131	60.5	7.25	23	7.8	15	5.1	75	27/247	87.6
Mathison	76	36	501	47.4	6.59	3	3.9	5	6.6	47	6/49	54.8
Kemp	33	23	396	69.7	12.00	5	15.2	1	3.0	55	3/20	137.1
SEA	405	237	3028	58.5	7.48	31	7.7	21	5.2	75	36/316	85.9
OPP	445	255	3196	57.3	7.18	20	4.5	17	3.8	81	37/238	78.8

DEFENSIVE STATISTICS

Player	T	S	A	Sac	PD	FF	FR
F. Young	99	78	21	9.0	5	5	4
Bosworth	78	64	14	4.0	3	2	2
Robinson	69	49	20	0.0	3	0	1
Bryant	52	40	12	4.0	0	1	1
J. Green	48	36	12	9.5	0	3	1

Record (Finish): 9-6 (2nd, AFC West). Lost wild card playoff at Houston 23-20 (OT).

Head Coach: Chuck Knox (48-31, .608)

Assistants: Tom Catlin (Asst. Head Coach/Def. Coord./OLBs), Steve Moore (Off. Coord./WRs), George Dyer (DL), Chick Harris (RBs), Ralph Hawkins (DBs), Ken Meyer (QBs), Russ Purnell (TEs/Asst. Sp. Teams), Kent Stephenson (OL), Rusty Tillman (Sp. Teams/LBs), Joe Vitt (Sp. Assign.)

Captains: WR Steve Largent and RB Curt Warner (Off.), S Kenny Easley (Def.), S Paul Moyer (Sp. Teams)

MVP: WR Steve Largent

Pro Bowl: S Kenny Easley (5), DE Jacob Green (2), WR Steve Largent (7), RB Curt Warner (3), LB Fredd Young (4)

National Honors: None

First-Team All-NFL: WR Steve Largent (PFWA), G Bryan Millard (Films), RB Curt Warner (SI, NEA), LB Fredd Young (AP, PFWA, Films, SI, PFW, SN, NEA)

OFFENSE

Pos.		Starts
WR	Daryl Turner	8
LT	Ron Mattes	12
LG	Edwin Bailey	12
C	Blair Bush	11
RG	Bryan Millard	12
RT	Mike Wilson	12
TE	Mike Tice	12
WR	Steve Largent	13
QB	Dave Krieg	12
RB	Curt Warner	12
FB	John L. Williams	10

DEFENSE

LE	Jacob Green	12
NT	Joe Nash	12
RE	Jeff Bryant	12
LOLB	Bruce Scholtz	7
	Tony Woods*	5
LILB	Fredd Young	13
RILB	Brian Bosworth*	12
ROLB	Greg Gaines	10
	Tony Woods*	2
LCB	Terry Taylor	12
RCB	Patrick Hunter	11
SS	Kenny Easley	11
FS	Eugene Robinson	12

SPECIAL TEAMS

K	Norm Johnson	13
P	Ruben Rodriguez	13

*Rookie or first-year player

AFC

EASTERN	W	L	T	Pct.	Pts.	Opp.
Indianapolis	9	6	0	.600	300	238
New England	8	7	0	.533	320	293
Miami	8	7	0	.533	362	335
Buffalo	7	8	0	.467	270	305
N.Y. Jets	6	9	0	.400	280	312

CENTRAL	W	L	T	Pct.	Pts.	Opp.
Cleveland	10	5	0	.677	390	239
Houston*	9	6	0	.600	345	349
Pittsburgh	8	7	0	.533	285	299
Cincinnati	4	11	0	.267	285	370

WESTERN	W	L	T	Pct.	Pts.	Opp.
Denver	10	4	1	.700	379	288
Seattle*	9	6	0	.600	371	314
San Diego	8	7	0	.533	253	317
L.A. Raiders	5	10	0	.333	301	289
Kansas City	4	11	0	.267	273	388

* Wild Card team

NFC

EASTERN	W	L	T	Pct.	Pts.	Opp.
Washington	11	4	0	.733	379	385
Dallas	7	8	0	.467	340	348
St. Louis	7	8	0	.467	362	268
Philadelphia	7	8	0	.467	337	380
N.Y. Giants	6	9	0	.400	280	312

CENTRAL	W	L	T	Pct.	Pts.	Opp.
Chicago	11	4	0	.733	356	282
Minnesota*	8	7	0	.533	336	335
Green Bay	5	9	1	.367	255	300
Tampa Bay	4	11	0	.267	286	360
Detroit	4	11	0	.267	269	384

WESTERN	W	L	T	Pct.	Pts.	Opp.
San Francisco	13	2	0	.867	459	253
New Orleans*	12	3	0	.800	422	283
L.A. Rams	6	9	0	.400	317	361
Atlanta	3	12	0	.200	205	436

1988 REVIEW (9-7; 0-1 PLAYOFFS)

Date	W/L	Score	Opponents	Att	By Quarters	1	2	3	4	OT	Tot		
09/04	W	21-14	at Denver	75,986	SEA	58	124	83	74	0	339		
09/11	W	31-10	Kansas City	61,512	OPP	75	90	72	92	0	329		
09/18	L	17-6	at San Diego	44,449									
09/25	L	38-7	San Francisco	62,382	Scoring	TD	Ru	Pa	Rt	PAT	FG	S	Pts
10/02	W	31-20	at Atlanta	28,619	N. Johnson	0	0	0	39-39	22-28	0	105	
10/09	W	16-10	at Cleveland	78,605	Warner	12	10	2	0	0	0	72	
10/16	L	20-19	New Orleans	63,569	Blades	8	0	8	0	0	0	48	
10/23	L	31-10	at L.A. Rams	57,033	Williams	7	4	3	0	0	0	42	
10/30	W	17-14	San Diego	59,641	Butler	4	0	4	0	0	0	24	
11/06	L	13-3	Buffalo	61,074	SEA	39	14	22	3	39-39	22-28	0	339
11/13	W	27-24	Houston	60,446	OPP	38	14	21	3	38-38	21-32	0	329
11/20	L	27-24	at Kansas City	33,152									
11/28	W	35-27	L.A. Raiders	62,641	Rushing	Att	Yds	Avg	LG	TD			
12/04	L	13-7	at New England	59,068	Warner	266	1025	3.9	29	10			
12/11	W	42-14	Denver	62,839	Williams	189	877	4.6	44	4			
12/18	W	43-37	at L.A. Raiders	61,127	SEA	517	2086	4.0	44	14			
					OPP	509	2286	4.5	42	14			

POSTSEASON

12/31	L	21-13	at Cincinnati (AFC Divisional Playoff)	58,560	Receiving	No	Yds	Avg	LG	TD			
					Williams	58	651	11.2	75	3			
					Blades	40	682	17.1	55	8			
					Largent	39	645	16.5	46	2			
					Tice	29	244	8.4	26	0			
					SEA	245	2979	12.2	75	22			
					OPP	280	3618	12.9	69	21			
					Interceptions	No	Yds	Avg	LG	TD			
					Moyer	6	79	13.2	34	0			
					Taylor	5	53	10.6	27	1			
					Jenkins	3	41	13.7	21	0			
					SEA	22	280	12.7	34	1			
					OPP	20	195	9.8	55	1			
					Punting	No	Yds	Avg	Net	TB	I20	LG	B
					Rodriguez	70	2858	40.8	36.8	4	14	68	0
					SEA	70	2858	40.8	36.8	4	14	68	0
					OPP	66	2778	42.1	35.7	4	22	59	0
					Punt Returns	No	FC	Yds	Avg	LG	TD		
					Edmonds	35	8	340	9.7	41	0		
					SEA	37	8	340	9.2	41	0		
					OPP	36	14	202	5.6	16	0		
					Kickoff Returns	No	Yds	Avg	LG	TD			
					Edmonds	40	900	22.5	65	0			
					Morris	11	218	19.8	30	0			
					SEA	62	1352	21.8	65	0			
					OPP	66	1207	18.3	95	0			
					Field Goals	1-19	20-29	30-39	40-49	50+			
					N. Johnson	1-1	4-4	7-9	10-14	0-0			
					SEA	1-1	4-4	7-9	10-14	0-0			
					OPP	0-0	10-11	6-10	4-6	1-5			

Passing	Att	Cmp	Yds	Cmp%	Yds/Att	TD	TD%	Int	Int%	LG	Sacked	Rating
Krieg	228	134	1741	58.8	7.64	18	7.9	8	3.5	75	12/92	94.6
Stouffer	173	98	1106	56.6	6.39	4	2.3	6	3.5	53	13/110	69.2
Kemp	35	13	132	37.1	3.77	0	0.0	4	14.8	19	3/21	9.2
SEA	437	245	2979	56.1	6.82	22	5.0	20	4.6	75	29/233	74.9
OPP	501	280	3618	55.9	7.22	21	4.2	22	4.4	69	30/265	74.4

DEFENSIVE STATISTICS

Player	T	S	A	Sac	PD	FF	FR
Robinson	114	85	29	1.0	3	1	0
Wyman	97	71	26	2.5	0	1	2
Bosworth	82	55	27	0.0	3	1	1
Woods	80	57	23	5.0	2	0	1
Moyer	73	52	21	0.0	2	0	2

Record (Finish): 9-7 (1st, AFC West). Lost divisional playoff at Cincinnati 21-13.

Head Coach: Chuck Knox (57-38, .600)

Assistants: Tom Catlin (Asst. Head Coach/ Def. Coord./OLBs), Steve Moore (Off. Coord./WRs), George Dyer (DL), Chick Harris (RBs), Ralph Hawkins (DBs), Ken Meyer (QBs), Russ Purnell (TEs/Asst. Sp. Teams), Kent Stephenson (OL), Rusty Tillman (Sp. Teams/LLBs), Joe Vitt (Sp. Assign.)

Captains: WR Steve Largent (Off.), DE Jacob Green and S Eugene Robinson (Def.),

Game-to-Game (Sp. Teams)

MVP: FB John L. Williams

Pro Bowl: QB Dave Krieg (2), ST Rufus Porter (1)

National Honors: WR Steve Largent, NFL Man of the Year

First-Team All-NFL: G Bryan Millard (SI),

ST Rufus Porter (PFV, C&PFN)

OFFENSE

Pos.		Starts
WR	Brian Blades*	7
	Ray Butler	5
	Ron Mattes	16
LT	Edwin Bailey	16
LG	Blair Bush	14
C	Bryan Millard	14
RG	Mike Wilson	16
RT	Mike Tice	16
TE	Steve Largent	15
WR	Dave Krieg	9
QB	Kelly Stouffer*	6
	Jeff Kemp	1
RB	Curt Warner	16
FB	John L. Williams	16

DEFENSE

LE	Jacob Green	16
NT	Joe Nash	15
RE	Jeff Bryant	12
LOLB	Bruce Scholtz	15
LILB	Brian Bosworth	10
	Darren Comeaux	6
RILB	Dave Wyman	16
ROLB	Tony Woods	16
LCB	Terry Taylor	8
	Melvin Jenkins	8
RCB	Patrick Hunter*	8
	Melvin Jenkins	8
SS	Paul Moyer	16
FS	Eugene Robinson	16

SPECIAL TEAMS

K	Norm Johnson	16
P	Ruben Rodriguez	16

*Rookie or first-year player

AFC

EASTERN	W	L	T	Pct.	Pts.	Opp.
Buffalo	12	4	0	.750	329	237
Indianapolis	9	7	0	.563	354	315
New England	9	7	0	.563	250	284
N.Y. Jets	8	7	1	.531	372	354
Miami	6	10	0	.375	319	380

CENTRAL	W	L	T	Pct.	Pts.	Opp.
Cincinnati	12	4	0	.750	448	329
Cleveland*	10	6	0	.625	304	288
Houston*	10	6	0	.625	424	365
Pittsburgh	5	11	0	.313	336	421

WESTERN	W	L	T	Pct.	Pts.	Opp.
Seattle	9	7	0	.563	339	329
Denver	8	8	0	.500	327	352
L.A. Raiders	7	9	0	.438	325	369
San Diego	6	10	0	.375	231	332
Kansas City	4	11	1	.281	254	320

* Wild Card team

NFC

EASTERN	W	L	T	Pct.	Pts.	Opp.
Philadelphia	10	6	0	.625	379	319
N.Y. Giants	10	6	0	.625	359	304
Washington	7	9	0	.438	345	387
Phoenix	7	9	0	.438	344	398
Dallas	3	13	0	.188	265	381

CENTRAL	W	L	T	Pct.	Pts.	Opp.
Chicago	12	4	0	.750	312	215
Minnesota*	11	5	0	.688	406	233
Tampa Bay	5	11	0	.313	261	350
Detroit	4	12	0	.250	220	313
Green Bay	4	12	0	.250	240	315

WESTERN	W	L	T	Pct.	Pts.	Opp.
San Francisco	10	6	0	.625	369	294
L.A. Rams*	10	6	0	.625	407	293
New Orleans	10	6	0	.625	312	283
Atlanta	5	11	0	.313	244	315

1989 REVIEW (7-9)

Date	W/L Score	Opponents	Att	By Quarters	1	2	3	4	OT	Tot		
09/10	L 31-7	at Philadelphia	64,287	SEA	72	60	41	68	0	241		
09/17	L 34-24	Phoenix	60,444	OPP	81	80	86	77	3	327		
09/24	W 24-3	at New England	48,025									
10/01	W 24-20	at L.A. Raiders	44,319									
10/08	L 20-16	Kansas City	60,715	Scoring	TD	Ru	Pa	Rt	PAT	FG	S	Pts
10/15	W 17-16	at San Diego	50,079	N. Johnson	0	0	0	27-27	15-25	0	72	
10/22	L 24-21	Denver (OT)	62,353	Williams	7	1	6	0	0	0	42	
10/29	W 10-7	San Diego	59,691	Blades	5	0	5	0	0	0	30	
11/05	L 20-10	at Kansas City	54,489	Skansi	5	0	5	0	0	0	30	
11/12	L 17-7	Cleveland	58,978	Warner	4	3	1	0	0	0	24	
11/19	L 15-3	at N.Y. Giants	75,014	SEA	28	5	21	2	28-28	15-25	0	241
11/26	L 41-14	at Denver	75,117	OPP	37	11	23	3	35-37	22-32	2	327
12/04	W 17-16	Buffalo	57,682	Rushing	Att	Yds	Avg	LG	TD			
12/10	W 24-17	at Cincinnati	54,744	Warner	194	631	3.3	34	3			
12/17	W 23-17	L.A. Raiders	61,076	Williams	146	499	3.4	21	1			
12/23	L 29-0	Washington	60,294	Krieg	40	160	4.0	18	0			
				SEA	405	1392	3.4	34	5			
				OPP	520	2118	4.1	38	11			

Team Statistics			Sea	Opp									
TOTAL FIRST DOWNS			290	293									
Rushing			86	119	Receiving	No	Yds	Avg	LG	TD			
Passing			180	158	Blades	77	1063	13.8	60	5			
Penalty			24	16	Williams	76	657	8.6	51	6			
3rd Down: Made/Att.			85/211	89/213	Skansi	39	488	12.5	26	5			
3rd Down Pct.			40.3	41.8	Largent	28	403	14.4	33	3			
4th Down: Made/Att.			8/17	5/16	Clark	25	260	10.4	28	1			
4th Down Pct.			47.1	31.3	Warner	23	153	6.7	24	1			
POSSESSION AVG.			29:20	30:40	SEA	316	3583	11.3	60	21			
TOTAL NET YARDS			4596	5215	OPP	252	3332	13.2	69	23			
Avg. Per Game			287.3	325.9	Interceptions	No	Yds	Avg	LG	TD			
Total Plays			1010	997	Robinson	5	24	4.8	20	0			
Avg. Per Play			4.6	5.2	Harper	2	15	7.5	15	0			
NET YARDS RUSHING			1392	2118	SEA	9	57	6.3	20	0			
Avg. Per Game			87.0	132.4	OPP	23	248	10.8	30	2			
Total Rushes			405	520	Punting	No	Yds	Avg	Net	TB	I20	LG	B
NET YARDS PASSING			3204	3097	Rodriguez	75	2995	39.9	32.9	8	17	59	1
Avg. Per Game			200.3	193.6	SEA	75	2995	39.9	32.9	8	17	59	1
Sacked/Yards Lost			46/379	32/235	OPP	74	2902	39.2	33.9	7	21	60	0
Gross Yards			3583	3332	Punt Returns	No	FC	Yds	Avg	LG	TD		
Att./Completions			559/316	445/252	Hollis	18	7	164	9.1	21	0		
Completion Pct.			56.5	56.6	Jefferson	12	10	87	7.3	19	0		
Had Intercepted			23	9	SEA	30	17	251	8.4	21	0		
PUNTS/AVERAGE			76/39.4	74/39.2	OPP	41	12	334	8.1	49	0		
NET PUNTING AVG.			32.9	33.9									
PENALTIES/YARDS			79/738	118/809									
FUMBLES/BALL LOST			43/14	26/13									
TOUCHDOWNS			28	37									
Rushing			5	11									
Passing			21	23									
Returns			2	3									
TOTAL POINTS			241	327									

Passing	Att	Cmp	Yds	Cmp%	Yds/Att	TD	TD%	Int	Int%	LG	Sacked	Rating
Krieg	499	286	3309	57.3	6.63	21	4.2	20	4.0	60	37/289	74.8
Stouffer	59	29	270	49.2	4.58	0	0.0	3	5.1	29	9/90	40.9
SEA	559	316	3583	56.5	6.41	21	3.8	23	4.1	60	46/379	71.3
OPP	445	252	3332	56.6	7.49	23	5.2	9	2.0	69	32/235	89.3

Kickoff Returns	No	Yds	Avg	LG	TD
Jefferson	22	511	23.2	91	1
Harris	18	334	18.6	25	0
Hollis	15	247	16.5	30	0
SEA	65	1246	19.2	97	1
OPP	44	814	18.5	37	0

Field Goals	1-19	20-29	30-39	40-49	50+
N. Johnson	1-1	6-7	3-4	4-8	1-5
SEA	1-1	6-7	3-4	4-8	1-5
OPP	1-1	10-13	8-10	3-7	0-1

DEFENSIVE STATISTICS

Player	T	S	A	Sac	PD	FF	FR
Robinson	102	72	30	0.0	5	2	0
Wyman	98	72	26	0.0	1	2	0
Glasgow	97	77	20	0.0	7	0	5
Nash	92	65	27	8.0	1	3	0
Comeaux	88	64	24	0.0	1	0	1
Bryant	68	50	18	3.5	2	2	0

Record (Finish): 7-9 (4th, AFC West)

Head Coach: Chuck Knox (64-47, .577)

Assistants: Tom Catlin (Asst. Head Coach/Def. Coord./OLBs), John Becker (Off. Coord./WRs), George Dyer (DL), Chick Harris (RBs), Ken Meyer (QBs), Rod Perry (DBs), Russ Purnell (TEs/Asst. Sp. Teams), Kent Stephenson (OL), Rusty Tillman (Sp. Teams/LBs), Joe Vitt (Sp. Assign.)

Captains: WR Steve Largent (Off.), DE Jacob Green (Def.), Game-to-Game (Sp. Teams)

Largent Award: WR Steve Largent

MVP: WR Brian Blades

Pro Bowl: WR Brian Blades (1), QB Dave Krieg (3), ST Rufus Porter (2)

National Honors: None

First-Team All-NFL: None

OFFENSE

Pos.		Starts
WR	Brian Blades	14
LT	Andy Heck*	8
	Ron Mattes	8
LG	Edwin Bailey	16
C	Grant Feasel	16
RG	Bryan Millard	16
RT	Mike Wilson	16
TE	Robert Tyler*	9
	Travis McNeal*	6
WR	Steve Largent	9
	Louis Clark	6
QB	Dave Krieg	14
	Kelly Stouffer	2
RB	Curt Warner	15
FB	John L. Williams	15

DEFENSE

LE	Jacob Green	14
NT	Joe Nash	16
RE	Jeff Bryant	15
LOLB	Tony Woods	12
	Rufus Porter	3
LILB	Darren Comeaux	13
	Brian Bosworth	2
RILB	Dave Wyman	16
ROLB	Vernon Maxwell	9
	M.L. Johnson	6
LCB	Dwayne Harper	13
RCB	Patrick Hunter	14
SS	Nesby Glasgow	16
FS	Eugene Robinson	14

SPECIAL TEAMS

K	Norm Johnson	16
P	Ruben Rodriguez	16

*Rookie or first-year player

AFC

EASTERN	W	L	T	Pct.	Pts.	Opp.
Buffalo	9	7	0	.563	409	317
Indianapolis	8	8	0	.500	298	301
Miami	8	8	0	.500	331	379
New England	5	11	0	.313	297	391
N.Y. Jets	4	12	0	.250	253	411

CENTRAL	W	L	T	Pct.	Pts.	Opp.
Cleveland	9	6	1	.594	334	254
Houston*	9	7	0	.563	365	412
Pittsburgh*	9	7	0	.563	265	326
Cincinnati	8	8	0	.500	404	285

WESTERN	W	L	T	Pct.	Pts.	Opp.
Denver	11	5	0	.688	362	226
Kansas City	8	7	1	.531	318	286
L.A. Raiders	8	8	0	.500	315	297
Seattle	7	9	0	.438	241	327
San Diego	6	10	0	.375	266	290

* Wild Card team

NFC

EASTERN	W	L	T	Pct.	Pts.	Opp.
N.Y. Giants	12	4	0	.750	348	252
Philadelphia*	11	5	0	.688	342	274
Washington	10	6	0	.625	386	308
Phoenix	5	11	0	.313	258	377
Dallas	1	15	0	.063	204	393

CENTRAL	W	L	T	Pct.	Pts.	Opp.
Minnesota	10	6	0	.625	351	275
Green Bay	10	6	0	.625	362	356
Detroit	7	9	0	.438	312	364
Chicago	6	10	0	.375	358	377
Tampa Bay	5	11	0	.313	320	419

WESTERN	W	L	T	Pct.	Pts.	Opp.
San Francisco	14	2	0	.875	442	253
L.A. Rams*	11	5	0	.688	426	344
New Orleans	9	7	0	.563	386	301
Atlanta	3	13	0	.188	279	437

1990 REVIEW (9-7)

Date	W/L	Score	Opponents	Att	By Quarters	1	2	3	4	OT	Tot		
09/09	L	17-0	at Chicago	64,400	SEA	50	94	60	96	6	306		
09/16	L	17-13	L.A. Raiders	61,889	OPP	50	112	53	68	3	286		
09/23	L	34-31	at Denver (OT)	75,290									
10/01	W	31-16	Cincinnati	60,135	Scoring	TDs	Ru	Pa	Rt	PAT	FG	S	Pts
10/07	W	33-20	at New England	39,735	Johnson	0	0	0	0	33-34	23-32	0	102
10/14	L	24-17	at L.A. Raiders	50,624	Fenner	15	14	1	0	0	0	0	90
10/21	W	19-7	Kansas City	60,358	Chadwick	4	0	4	0	0	0	0	24
10/28			BYE		Kane	4	0	4	0	0	0	0	24
11/04	L	31-14	San Diego	59,646	Blades	3	0	3	0	0	0	0	18
11/11	W	17-16	at Kansas City	71,285	Williams	3	3	0	0	0	0	0	18
11/18	L	24-21	Minnesota	59,735	SEA	34	18	15	1	33-34	23-32	0	306
11/25	W	13-10	at San Diego (OT)	50,097	OPP	32	7	19	6	32-32	20-27	1	286
12/02	W	13-10	Houston (OT)	57,592	Rushing	Att	Yds	Avg	LG	TD			
12/09	W	20-14	at Green Bay	52,015	Fenner	215	859	4.0	36	14			
12/16	L	24-17	at Miami	57,851	Williams	187	714	3.8	25	3			
12/23	W	17-12	Denver	55,845	Krieg	32	115	3.6	25	0			
12/30	W	30-10	Detroit	50,681	SEA	457	1749	3.8	36	18			
					OPP	413	1605	3.9	58	7			

Team Statistics

	Sea	Opp		No	Yds	Avg	LG	TD			
TOTAL FIRST DOWNS	284	280	Receiving	No	Yds	Avg	LG	TD			
Rushing	111	86	Williams	73	699	9.6	60	0			
Passing	155	171	Kane	52	776	14.9	63	4			
Penalty	18	23	Blades	49	525	10.7	24	3			
3rd Down: Made/Att.	87/200	83/207	Chadwick	27	478	17.7	54	4			
3rd Down Pct.	43.5	40.1	Skansi	22	257	11.7	25	2			
4th Down: Made/Att.	6/7	7/11	Fenner	17	143	8.4	50	1			
4th Down Pct.	85.7	63.6	SEA	265	3194	12.1	63	15			
POSSESSION AVG.	30:47	29:13	OPP	300	3256	10.9	46	19			
TOTAL NET YARDS	4583	4609	Interceptions	No	Yds	Avg	LG	TD			
Avg. Per Game	286.4	288.1	Robinson	3	89	29.7	39	0			
Total Plays	945	950	Harper	3	69	23.0	47	0			
Avg. Per Play	4.8	4.9	SEA	12	182	15.2	47	0			
NET YARDS RUSHING	1749	1605	OPP	20	252	12.6	42	0			
Avg. Per Game	109.3	100.3	Punting	No	Yds	Avg	Net	TB	I20	LG	B
Total Rushes	457	413	Donnelly	67	2722	40.6	34.4	8	18	54	0
NET YARDS PASSING	2834	3004	SEA	67	2722	40.6	34.4	8	18	54	0
Avg. Per Game	177.1	187.8	OPP	77	3225	41.9	36.2	5	22	67	0
Sacked/Yards Lost	40/360	33/252	Punt Returns	No	FC	Yds	Avg	LG	TD		
Gross Yards	3194	3256	Warren	28	16	269	9.6	39	0		
Att./Completions	448/265	504/300	Jefferson	8	0	68	8.5	14	0		
Completion Pct.	59.2	59.5	SEA	36	16	337	9.4	39	0		
Had Intercepted	20	12	OPP	29	21	254	8.8	66	2		
PUNTS/AVERAGE	67/40.6	77/41.9	Punt Returns	No	FC	Yds	Avg	LG	TD		
NET PUNTING AVG.	34.4	36.2	Warren	28	16	269	9.6	39	0		
PENALTIES/YARDS	89/746	108/766	Jefferson	8	0	68	8.5	14	0		
FUMBLES/BALL LOST	32/16	32/18	SEA	36	16	337	9.4	39	0		
TOUCHDOWNS	34	32	OPP	29	21	254	8.8	66	2		
Rushing	18	7									
Passing	15	19									
Returns	1	6									
TOTAL POINTS	306	286									

Passing

	Att	Cmp	Yds	Cmp%	Yds/Att	TD	TD%	Int	Int%	LG	Sacked	Rating
Krieg	448	265	3194	59.2	7.13	15	3.3	20	4.5	63	40/360	73.6
SEA	448	265	3194	59.2	7.13	15	3.3	20	4.5	63	40/360	73.6
OPP	504	300	3256	59.5	6.46	19	3.8	12	2.4	46	33/252	81.3

Kickoff Returns	No	Yds	Avg	LG	TD
Warren	23	478	20.8	71	0
Loville	18	359	19.9	29	0
SEA	50	985	19.7	71	0
OPP	51	910	17.8	39	0

Field Goals	1-19	20-29	30-39	40-49	50+
Johnson	2-2	7-7	8-14	5-6	1-3
SEA	2-2	7-7	8-14	5-6	1-3
OPP	0-0	11-11	3-5	5-8	1-3

DEFENSIVE STATISTICS

Player	T	S	A	Sac	PD	FF	FR
Glasgow	83	70	13	2.0	2	3	1
Robinson	82	63	19	0.0	5	1	4
Harper	71	62	9	0.0	4	1	0
Green	60	44	16	12.5	2	3	1
Hunter	56	48	8	0.0	10	1	1
Nash	53	41	12	1.0	0	1	1

Record (Finish): 9-7 (3rd, AFC West)

Head Coach: Chuck Knox (73-54, .575)

Assistants: Tom Catlin (Asst. Head Coach/Def. Coord./OLBs), John Becker (Off. Coord./WRs), George Dyer (DL), Chick Harris (RBs), Ken Meyer (QB), Rod Perry (DBs), Russ Purnell (TEs/Asst. Sp. Teams), Frank Raines (Strength & Cond.), Kent Stephenson (OL), Rusty Tillman (Sp. Teams/OLBs), Joe Vitt (Sp. Assign.)

Captains: QB Dave Krieg (Off.), DE Jacob Green (Def.), Game-to-Game (Sp. Teams)

Largest Award: DE Jacob Green

MVP: FB John L. Williams

Pro Bowl: FB John L. Williams (1)

National Honors: SS Kenny Easley and WR Steve Largent, All-NFL Decade of the 1980's Team (Hall of Fame)

First-Team All-NFL: None

OFFENSE

Pos.		Starts
WR	Tommy Kane	11
LT	Andy Heck	16
LG	Edwin Bailey	11
C	Grant Feasel	16
RG	Bryan Millard	16
RT	Ronnie Lee	9
	Ron Mattes	7
TE	Travis McNeal	14
WR	Brian Blades	16
QB	Dave Krieg	16
RB	Derrick Fenner	15
FB	John L. Williams	16

DEFENSE

LE	Jacob Green	16
LT	Joe Nash	16
RT	Jeff Bryant	14
	Cortez Kennedy*	2
RE	Tony Woods	15
LLB	Terry Wooden*	8
MLB	Darren Comeaux	8
	Dave Wyman	8
RLB	Rufus Porter	12
LCB	Dwayne Harper	16
RCB	Patrick Hunter	16
SS	Nesby Glasgow	13
	Robert Blackmon*	3
FS	Eugene Robinson	16

SPECIAL TEAMS

K	Norm Johnson	16
P	Rick Donnelly	16

* Rookie or first-year player

AFC

EASTERN	W	L	T	Pct.	Pts.	Opp.
Buffalo	13	3	0	.813	428	263
Miami*	12	4	0	.750	336	242
Indianapolis	7	9	0	.438	281	353
N.Y. Jets	6	10	0	.375	295	345
New England	1	15	0	.063	181	446

CENTRAL	W	L	T	Pct.	Pts.	Opp.
Cincinnati	9	7	0	.563	360	352
Houston*	9	7	0	.563	405	307
Pittsburgh	9	7	0	.563	292	240
Cleveland	3	13	0	.188	228	462

WESTERN	W	L	T	Pct.	Pts.	Opp.
L.A. Raiders	12	4	0	.750	337	268
Kansas City*	11	5	0	.688	369	257
Seattle	9	7	0	.563	306	286
San Diego	6	10	0	.375	315	281
Denver	5	11	0	.313	331	374

NFC

EASTERN	W	L	T	Pct.	Pts.	Opp.
N.Y. Giants	13	3	0	.813	335	211
Philadelphia*	10	6	0	.625	396	299
Washington*	10	6	0	.625	381	301
Dallas	7	9	0	.438	244	308
Phoenix	5	11	0	.313	268	296

CENTRAL	W	L	T	Pct.	Pts.	Opp.
Chicago	11	5	0	.688	348	280
Tampa Bay	6	10	0	.375	264	367
Detroit	6	10	0	.375	373	413
Green Bay	6	10	0	.375	271	347
Minnesota	6	10	0	.375	351	326

WESTERN	W	L	T	Pct.	Pts.	Opp.
San Francisco	14	2	0	.875	353	239
New Orleans*	8	8	0	.500	274	275
L.A. Rams	5	11	0	.313	345	412
Atlanta	5	11	0	.313	348	365

* Wild Card team

1991 REVIEW (7-9)

Date	W/L	Score	Opponents	Att																
09/01	L	27-24	at New Orleans	68,492	By Quarters	1	2	3	4	OT	Tot									
09/08	W	20-13	N.Y. Jets	56,770	SEA	39	78	79	80	0	276									
09/15	L	16-10	at Denver	74,152	OPP	25	112	47	74	3	261									
09/22	L	20-13	at Kansas City	71,789	Scoring	TD	Ru	Pa	Rt	PAT	FG	S	Pts							
09/29	W	31-3	Indianapolis	56,656	Kasay	0	0	0	0	27/28	25/31	0	102							
10/06	W	13-7	at Cincinnati	60,010	Williams	5	4	1	0	0	0	0	30							
10/13	L	23-20	L.A. Raiders (OT)	61,974	Fenner	4	4	0	0	0	0	0	24							
10/20	W	27-7	at Pittsburgh	54,678	Tice	4	0	4	0	0	0	0	24							
10/27	W	20-9	San Diego	58,025	SEA	29	11	15	3	27/29	25/31	0	276							
11/03			BYE		OPP	25	4	18	3	25/25	28/32	1	261							
11/10	L	17-14	at San Diego	43,597	Rushing															
11/17	L	31-7	at L.A. Raiders	49,317	Williams															
11/24	W	13-10	Denver	60,430	Fenner															
12/01	L	19-6	Kansas City	57,248	Jones															
12/08	L	24-22	San Francisco	56,711	SEA															
12/15	L	26-13	at Atlanta	53,834	OPP															
12/22	W	23-9	L.A. Rams	51,100																
Team Statistics			Sea	Opp	Receiving															
TOTAL FIRST DOWNS			253	263	Blades															
Rushing			80	92	Williams															
Passing			159	159	Kane															
Penalty			14	12	Chadwick															
3rd Down: Made/Att.			67/193	78/220	SEA															
3rd Down Pct.			34.7	35.5	OPP															
4th Down: Made/Att.			2/9	9/20																
4th Down Pct.			22.2	45.0	Interceptions															
POSSESSION AVG.			29:27	30:33	Robinson															
TOTAL NET YARDS			4534	4703	Harper															
Avg. Per Game			283.4	293.9	SEA															
Total Plays			924	988	OPP															
Avg. Per Play			4.9	4.8	Punting															
NET YARDS RUSHING			1426	1684	Tuten															
Avg. Per Game			89.1	105.3	Donnelly															
Total Rushes			394	435	Waits															
NET YARDS PASSING			3108	3019	SEA															
Avg. Per Game			194.3	188.7	OPP															
Sacked/Yards Lost			42/263	36/269	Punt Returns															
Gross Yards			3371	3288	Warren															
Att./Completions			488/290	517/296	SEA															
Completion Pct.			59.4	57.3	OPP															
Had Intercepted			26	18	Kickoff Returns															
PUNTS/AVERAGE			76/40.6	79/39.1	Warren															
NET PUNTING AVG.			35.7	33.0	SEA															
PENALTIES/YARDS			85/682	108/845	OPP															
FUMBLES/BALL LOST			26/17	34/21	Passing															
TOUCHDOWNS			29	25	Krieg															
Rushing			11	4	Kemp															
Passing			15	18	Stouffer															
Returns			3	3	McGwire															
TOTAL POINTS			276	261	SEA															
					OPP															

Passing	Att	Cmp	Yds	Cmp%	Yds/Att	TD	TD%	Int	Int%	LG	Sacked	Rating
Krieg	285	187	2080	65.6	7.30	11	3.9	12	4.2	60	32/216	82.5
Kemp	181	94	1207	51.9	6.67	4	2.2	12	6.6	52	8/38	52.9
Stouffer	15	6	57	40.0	3.80	0	0.0	1	6.7	19	2/9	23.5
McGwire	7	3	27	42.9	3.86	0	0.0	1	14.3	13	0/0	14.3
SEA	488	290	3371	59.4	6.91	15	3.1	26	5.3	60	42/263	68.4
OPP	517	296	3288	57.3	6.36	18	3.5	18	3.5	61t	36/269	73.4

Field Goals	1-19	20-29	30-39	40-49	50+
Kasay	1/1	5/6	11/14	6/7	2/3
SEA	1/1	5/6	11/14	6/7	2/3
OPP	1/1	7/7	9/9	6/7	5/8

DEFENSIVE STATISTICS

Player	T	S	A	Sac	PD	FF	FR
Wooden	105	80	25	2.0	9	1	4
Robinson	91	67	24	1.0	3	1	1
Porter	71	51	20	10.0	15	4	0
Comeaux	69	51	18	0.5	5	4	0
Harper	69	58	11	0.0	1	1	0
Kennedy	67	59	8	6.5	12	1	1

Record (Finish): 7-9 (4th, AFC West)

Head Coach: Chuck Knox (80-63, .559)

Assistants: Tom Catlin (Asst. Head Coach/Def. Coord./OLBs), John Becker (Off. Coord./WRs), George Dyer (DL), Chick Harris (RBs), Ken Meyer (QBs), Paul Moyer (Staff Asst.), Rod Perry (DBs), Russ Purnell (TEs/Asst. Sp. Teams), Frank Raines (Strength & Cond.), Kent Stephenson (OL), Rusty Tillman (Sp. Teams/ILBs), Joe Vitt (Sp. Assign.)

Captains: QB Dave Krieg (Off.), DE Jacob Green (Def.), Game-to-Game (Sp. Teams)

Largest Award: LB Rufus Porter

MVP: FS Eugene Robinson

Pro Bowl: DT Cortez Kennedy (1), FB John L. Williams (2)

National Honors: None

First-Team All-NFL: CB Dwayne Harper (S), FS Eugene Robinson (S)

OFFENSE

Pos.		Starts
WR	Tommy Kane	15
LT	Andy Heck	16
LG	Warren Wheat	7
	Darrick Brilz	6
C	Grant Feasel	15
RG	Bryan Millard	16
RT	Bill Hitchcock	9
	Ronnie Lee	7
TE	Mike Tice	15
WR	Brian Blades	16
QB	Dave Krieg	9
	Jeff Kemp	5
	Dan McGwire*	1
	Kelly Stouffer	1
RB	Derrick Fenner	8
	James Jones	6
FB	John L. Williams	16

DEFENSE

LE	Jacob Green	16
LT	Jeff Bryant	14
RT	Cortez Kennedy	16
RE	Tony Woods	14
LLB	Terry Wooden	15
MLB	Darren Comeaux	11
RLB	Rufus Porter	15
LCB	Dwayne Harper	16
RCB	Patrick Hunter	15
SS	Robert Blackmon	16
FS	Eugene Robinson	16

SPECIAL TEAMS

K	John Kasay*	16
P	Rick Tuten	10

* Rookie or first-year player

AFC

EASTERN	W	L	T	Pct.	Pts.	Opp.
Buffalo	13	3	0	.813	458	318
N.Y. Jets*	8	8	0	.500	314	293
Miami	8	8	0	.500	343	349
New England	6	10	0	.375	211	305
Indianapolis	1	15	0	.063	143	381

CENTRAL	W	L	T	Pct.	Pts.	Opp.
Houston	11	5	0	.688	386	251
Pittsburgh	7	9	0	.438	292	344
Cleveland	6	10	0	.375	293	298
Cincinnati	3	13	0	.188	263	435

WESTERN	W	L	T	Pct.	Pts.	Opp.
Denver	12	4	0	.750	304	235
Kansas City*	10	6	0	.625	322	252
L.A. Raiders*	9	7	0	.563	298	297
Seattle	7	9	0	.438	276	261
San Diego	4	12	0	.250	274	342

* Wild Card team

NFC

EASTERN	W	L	T	Pct.	Pts.	Opp.
Washington	14	2	0	.875	485	224
Dallas*	11	5	0	.688	342	310
Philadelphia	10	6	0	.625	285	244
N.Y. Giants	8	8	0	.500	281	297
Phoenix	4	12	0	.250	196	344

CENTRAL	W	L	T	Pct.	Pts.	Opp.
Detroit	12	4	0	.750	339	295
Chicago*	11	5	0	.688	299	269
Minnesota	8	8	0	.500	301	306
Green Bay	4	12	0	.250	273	313
Tampa Bay	3	13	0	.188	199	365

WESTERN	W	L	T	Pct.	Pts.	Opp.
New Orleans	11	5	0	.688	341	211
Atlanta*	10	6	0	.625	361	338
San Francisco	10	6	0	.625	393	239
L.A. Rams	3	13	0	.188	234	390

1992 REVIEW (2-14)

Date	W/L	Score	Opponents	Att	By Quarters	1	2	3	4	OT	Tot		
09/06	L	21-3	Cincinnati	57,350	SEA	20	53	34	30	3	140		
09/13	L	26-7	at Kansas City	75,125	OPP	63	87	74	85	3	312		
09/20	W	10-6	at New England	42,327									
09/27	L	19-17	Miami	59,374	Scoring	TD	Ru	Pa	Rt	PAT	FG	S	Pts
10/04	L	17-6	at San Diego	36,783	Kasay	0	0	0	0	14/14	14/22	0	56
10/11	L	27-0	at Dallas	62,311	Kane	3	0	3	0	0/0	0/0	0	18
10/18	L	19-0	L.A. Raiders	56,904	Warren	3	3	0	0	0/0	0/0	0	18
10/25	L	23-10	at N.Y. Giants	67,399	Williams	3	1	2	0	0/0	0/0	0	18
11/01			BYE		SEA	14	4	9	1	14/14	14/22	0	140
11/08	L	16-3	Washington	53,616	OPP	32	14	11	7	29/32	29/36	2	312
11/15	L	20-3	at L.A. Raiders	46,862									
11/22	L	24-14	Kansas City	49,867	Rushing		Att	Yds	Avg	LG	TD		
11/30	W	16-13	Denver (OT)	51,612	Warren		223	1017	4.6	52	3		
12/06	L	20-14	at Pittsburgh	47,015	Williams		114	339	3.0	14	1		
12/13	L	20-17	Philadelphia (OT)	47,492	Gelbaugh		16	79	4.9	22	0		
12/20	L	10-6	at Denver	72,570	SEA		402	1596	4.0	52	4		
12/27	L	31-14	San Diego	49,324	OPP		513	1922	3.7	66t	14		

Team Statistics		Seattle	Opp	Receiving		No	Yds	Avg	LG	TD			
TOTAL FIRST DOWNS		208	247	Williams		74	556	7.5	27	2			
Rushing		77	96	Kane		27	369	13.7	31	3			
Passing		114	129	J. Jones		21	190	9.0	30	0			
Penalty		17	22	L. Clark		20	290	14.5	33	1			
3rd Down: Made/Att.		59/222	75/230	Blades		19	256	13.5	37	1			
3rd Down Pct.		26.6	32.6	SEA		230	2323	10.1	57	9			
4th Down: Made/Att.		5/17	6/9	OPP		251	2978	11.9	72t	11			
4th Down Pct.		29.4	66.7										
POSSESSION AVG.		29:01	30:59	Interceptions		No	Yds	Avg	LG	TD			
TOTAL NET YARDS		3374	4583	E. Robinson		7	126	18.0	49	0			
Avg. Per Game		210.9	286.4	Harper		3	74	24.7	41	0			
Total Plays		945	987	SEA		20	324	16.2	69	0			
Avg. Per Play		3.6	4.6	OPP		23	231	10.0	40	4			
NET YARDS RUSHING		1596	1922										
Avg. Per Game		99.8	120.1	Punting		No	Yds	Avg	Net	TB	I20	LG	B
Total Rushes		402	513	Tuten		108	4760	44.1	38.7	8	29	65	0
NET YARDS PASSING		1778	2661	SEA		108	4760	44.1	38.7	8	29	65	0
Avg. Per Game		111.1	166.3	OPP		96	4015	41.8	36.8	10	23	65	0
Sacked/Yards Lost		67/545	46/317										
Gross Yards		2323	2978	Punt Returns		No	FC	Yds	Avg	LG	TD		
Att./Completions		476/230	428/251	Warren		34	25	252	7.4	16	0		
Completion Pct.		48.3	58.6	SEA		38	27	283	7.4	16	0		
Had Intercepted		23	20	OPP		56	26	416	7.4	86t	1		
PUNTS/AVERAGE		108/44.1	96/41.8										
NET PUNTING AVG.		38.7	36.8	Kickoff Returns		No	Yds	Avg	LG	TD			
PENALTIES/YARDS		111/918	100/776	Warren		28	524	18.7	34	0			
FUMBLES/BALL LOST		37/18	25/11	Mayes		19	311	16.4	29	0			
TOUCHDOWNS		14	32	SEA		50	885	17.7	34	0			
Rushing		4	14	OPP		36	685	19.0	64	0			
Passing		9	11										
Returns		1	7										
TOTAL POINTS		140	312										

Passing	Att	Cmp	Yds	Cmp%	Yds/Att	TD	TD%	Int	Int%	LG	Sacked	Rating
Gelbaugh	255	121	1307	47.5	5.13	6	2.4	11	4.3	57	34/265	52.9
Stouffer	190	92	900	48.4	4.74	3	1.6	9	4.7	33	26/222	47.7
McGwire	30	17	116	56.7	3.87	0	0.0	3	10.0	20	7/58	25.8
SEA	476	230	2323	48.3	4.88	9	1.9	23	4.8	57	67/545	48.9
OPP	428	251	2978	58.6	6.96	11	2.6	20	4.7	72t	46/317	69.0

Field Goals	1-19	20-29	30-39	40-49	50+
Kasay	0-0	4-5	8-11	2-6	0-0
SEA	0-0	4-5	8-11	2-6	0-0
OPP	0-0	5-5	14-16	7-11	3-4

DEFENSIVE STATISTICS

Player	T	S	A	Sac	PD	FF	FR
E. Robinson	94	64	30	0.0	10	2	1
Kennedy	92	76	16	14.0	5	4	1
Porter	90	68	22	9.5	2	2	0
Wyman	83	54	29	0.0	1	2	1
P. Hunter	67	55	12	0.0	13	1	1
Nash	67	46	21	4.5	0	0	0

Record (Finish): 2-14 (5th, AFC West)

Head Coach: Tom Flores (2-14, .125)

Assistants: Tom Catlin (Asst. HC/Def.), Larry Kennan (Off. Coord./QBs), Rusty Tillman (Def. Coord./LBs), Tommy Brasher (DL), Bob Bratkowski (WRs), Dave Brown (Def.), Hudson Houck (OL), Paul Moyer (DBs), Russ Purnell (TEs/Sp. Teams), Frank Raines (Strength & Cond), Clarence Shelmon (RBs)

Captains: FB John L. Williams (Off.),

FS Eugene Robinson (Def.), RB James Jones (Sp. Teams)

Largest Award: DE Jeff Bryant and DT Joe Nash

MVP: DT Cortez Kennedy

Pro Bowl: DT Cortez Kennedy (2), FS Eugene Robinson (1)

National Honors: DT Cortez Kennedy, NFL Defensive Player of the Year (AP, PFW/PFWA, C&PFN)

All-NFL: DT Cortez Kennedy (AP, SI, SN, USAT, PFW/PFWA, C&PFN, NEA)

OFFENSE

Pos.		Starts
WR	Tommy Kane	11
LT	Ray Roberts*	16
LG	Andy Heck	13
C	Joe Tofflemire	16
RG	Darrick Brilz	16
RT	Bill Hitchcock	11
TE	Ron Heller	11
WR	Louis Clark	10
	Brian Blades	5
QB	Stan Gelbaugh	8
	Kelly Stouffer	7
	Dan McGwire	1
RB	Chris Warren	16
FB	John L. Williams	16

DEFENSE

LE	Jeff Bryant	15
LT	Joe Nash	16
RT	Cortez Kennedy	16
RE	Tony Woods	15
LLB	Terry Wooden	8
	Joe Cain	8
MLB	Dave Wyman	11
RLB	Rufus Porter	16
LCB	Dwayne Harper	16
RCB	Patrick Hunter	16
SS	Robert Blackmon	15
FS	Eugene Robinson	16

SPECIAL TEAMS

K	John Kasay	16
P	Rick Tuten	16

* Rookie or first-year player

AFC

EASTERN	W	L	T	Pct.	Pts.	Opp.
Miami	11	5	0	.688	340	281
Buffalo*	11	5	0	.688	381	283
Indianapolis	9	7	0	.563	216	302
N.Y. Jets	4	12	0	.250	220	315
New England	2	14	0	.125	205	363

CENTRAL	W	L	T	Pct.	Pts.	Opp.
Pittsburgh	11	5	0	.688	299	225
Houston*	10	6	0	.625	352	258
Cleveland	7	9	0	.438	272	275
Cincinnati	5	11	0	.313	274	364

WESTERN	W	L	T	Pct.	Pts.	Opp.
San Diego	11	5	0	.688	335	241
Kansas City*	10	6	0	.625	348	282
Denver	8	8	0	.500	262	329
L.A. Raiders	7	9	0	.438	249	281
Seattle	2	14	0	.125	140	312

* Wild Card team

NFC

EASTERN	W	L	T	Pct.	Pts.	Opp.
Dallas	13	3	0	.813	409	243
Philadelphia*	11	5	0	.688	354	245
Washington*	9	7	0	.563	300	255
N.Y. Giants	6	10	0	.375	306	367
Phoenix	4	12	0	.250	243	332

CENTRAL	W	L	T	Pct.	Pts.	Opp.
Minnesota	11	5	0	.688	374	249
Green Bay	9	7	0	.563	276	296
Tampa Bay	5	11	0	.313	267	367
Chicago	5	11	0	.313	295	361
Detroit	5	11	0	.313	273	332

WESTERN	W	L	T	Pct.	Pts.	Opp.
San Francisco	14	2	0	.875	431	236
New Orleans*	12	4	0	.750	330	202
Atlanta	6	10	0	.375	327	414
L.A. Rams	6	10	0	.375	313	383

1993 REVIEW (6-10)

Date	W/L	Score	Opponents	Att	By Quarters	1	2	3	4	OT	Tot
09/05	L	18-12	at San Diego	58,039	SEA	72	64	45	99	0	280
09/12	L	17-13	L.A. Raiders	58,836	OPP	65	104	66	76	3	314
09/19	W	17-14	at New England	50,392							
09/26	W	19-10	at Cincinnati	46,880							
10/03	W	31-14	San Diego	54,778							
10/10			BYE								
10/17	L	30-10	at Detroit	60,801							
10/24	W	10-9	New England	56,526							
10/31	L	28-17	at Denver	73,644							
11/07	L	24-14	at Houston	50,447							
11/14	W	22-5	Cleveland	54,622							
11/21			BYE								
11/28	L	17-9	Denver	57,812							
12/05	L	31-16	Kansas City	58,551							
12/12	L	27-23	at L.A. Raiders	38,161							
12/19	L	30-27	Phoenix (OT)	45,737							
12/26	W	16-6	Pittsburgh	51,814							
01/02	L	34-24	at Kansas City	72,136							

Team Statistics	Sea	Opp
TOTAL FIRST DOWNS	279	322
Rushing	114	106
Passing	144	193
Penalty	21	23
3rd Down: Made/Att.	80/224	91/229
3rd Down Pct.	35.7	39.7
4th Down: Made/Att.	6/14	6/13
4th Down Pct.	42.9	46.2
POSSESSION AVG.	29:02	30:58
TOTAL NET YARDS	4669	5313
Avg. Per Game	291.8	332.1
Total Plays	1019	1085
Avg. Per Play	4.6	4.9
NET YARDS RUSHING	2015	1660
Avg. Per Game	125.9	103.8
Total Rushes	473	452
NET YARDS PASSING	2654	3653
Avg. Per Game	165.9	228.3
Sacked/Yards Lost	48/242	38/244
Gross Yards	2896	3897
Att./Completions	498/280	595/333
Completion Pct.	56.2	56.0
Had Intercepted	18	22
PUNTS/AVERAGE	91/44.0	73/42.4
NET PUNTING AVG.	37.3	35.6
PENALTIES/YARDS	99/745	110/818
FUMBLES/BALL LOST	25/13	23/15
TOUCHDOWNS	29	32
Rushing	13	12
Passing	13	16
Returns	0	3
Defensive	3	1
SAFETIES	4	2
TOTAL POINTS	280	314

Passing	Att	Cmp	Yds	Cmp%	Yds/Att	TD	TD%	Int	Int%	LG	Sacked	Rating
Mirer	486	274	2833	56.4	5.83	12	2.5	17	3.5	53t	47/235	67.0
SEA	498	280	2896	56.2	5.82	13	2.6	18	3.6	53t	48/242	66.8
OPP	595	333	3897	56.0	6.55	16	2.7	22	3.7	58t	38/244	69.6

Scoring	TD	Ru	Pa	Rt	PAT	FG	S	Pts
Kasay	0	0	0	0	29/29	23/28	0	98
C. Warren	7	7	0	0	0	0	0	42
Martin	5	0	5	0	0	0	0	30
Williams	4	3	1	0	0	0	0	24
SEA	29	13	13	3	29/29	23/28	4	280
OPP	32	12	16	4	31/32	29/39	2	314

Rushing	Att	Yds	Avg	LG	TD
C. Warren	273	1072	3.9	45t	7
Williams	82	371	4.5	38	3
Mirer	68	343	5.0	33	3
Vaughn	36	153	4.3	37	0
SEA	473	2015	4.3	45t	13
OPP	452	1660	3.7	30t	12

Receiving	No	Yds	Avg	LG	TD
Blades	80	945	11.8	41	3
Williams	58	450	7.8	25	1
Martin	57	798	14.0	53t	5
Edmunds	24	239	10.0	32	2
Green	23	178	7.7	20	1
SEA	280	2896	10.3	53t	13
OPP	333	3897	11.7	58t	16

Interceptions	No	Yds	Avg	LG	TD
E. Robinson	9	80	8.9	28	0
Hunter	4	54	13.5	34	0
Gray	3	33	11.0	16	0
SEA	22	196	8.9	34	1
OPP	18	159	8.8	40	0

Punting	No	Yds	Avg	Net	TB	I20	LG	B
Tuten	90	4007	44.5	37.3	7	21	64	1
SEA	91	4007	44.0	37.3	7	21	64	1
OPP	73	3097	42.4	35.6	11	19	60	0

Punt Returns	No	FC	Yds	Avg	LG	TD
Martin	32	15	270	8.4	33	0
SEA	33	15	280	8.5	33	0
OPP	47	21	475	10.1	74t	1

Kickoff Returns	No	FC	Yds	Avg	LG	TD
Bates	30	0	603	20.1	46	0
Vaughn	16	0	280	17.5	31	0
SEA	50	0	931	18.6	46	0
OPP	52	1	967	18.6	95t	1

Field Goals	1-19	20-29	30-39	40-49	50+
Kasay	1/1	5/5	10/11	4/6	3/5
SEA	1/1	5/5	10/11	4/6	3/5
OPP	2/2	7/7	8/10	7/13	5/7

DEFENSIVE STATISTICS

Player	T	S	A	Sac	PD	FF	FR
E. Robinson	111	84	27	2.0	15	3	2
Wooden	106	73	33	2.5	9	3	1
Stephens	105	75	30	2.5	1	2	1
Kennedy	77	60	17	6.5	3	1	1
Blackmon	74	55	19	0.0	11	0	1

Record (Finish): 6-10 (5th, AFC West)

Head Coach: Tom Flores (8-24, .250)

Assistants: Tom Catlin (Asst. Head Coach), Larry Kennan (Off. Coord./QBs), Rusty Tillman (Def. Coord./LBs), Tommy Brasher (DL), Bob Bratkowski (WRs), Dave Brown (Def.), Arnie Matsumoto (Staff Asst.), Paul Moyer (DBs), Howard Mudd (OL), Russ Purnell (TEs/Sp. Teams), Frank Raines (Strength & Cond.), Clarence Shelmon (RBs)

Captains: FB John L. Williams (Off.), FS Eugene Robinson (Def.), FB Tracy Johnson & TE Trey Junkin (Sp. Teams)

Largent Award: S Eugene Robinson

MVP: FS Eugene Robinson

Pro Bowl: DT Cortez Kennedy (3), FS Eugene Robinson (2), RB Chris Warren (1)

National Honors: QB Rick Mirer, NFL Offensive Rookie of the Year (*NFLPA, FBD*)

All-NFL: DT Cortez Kennedy (*AP, SI*), FS Eugene Robinson (*PFWA/PFW, Films, USA TODAY*)

OFFENSE

Pos.		Starts
WR	Kelvin Martin	14
LT	Ray Roberts	16
LG	Darrick Brilz	16
C	Ray Donaldson	16
RG	Bill Hitchcock	14
RT	Andy Heck	16
TE	Paul Green	8
	Ferrell Edmunds	16
WR	Brian Blades	14
QB	Rick Mirer*	16
RB	Chris Warren	14
FB	John L. Williams	9

DEFENSE

LE	Jeff Bryant	15
LT	Coe Nash	16
RT	Cortez Kennedy	16
RE	Natu Tuatagaloa	15
RLB	Terry Wooden	16
MLB	Rod Stephens	13
RLB	Kevin Murphy	10
	Rufus Porter	6
LCB	Dwayne Harper	14
RCB	Patrick Hunter	15
SS	Robert Blackmon	16
FS	Eugene Robinson	16

SPECIAL TEAMS

K	John Kasay	16
P	Rick Tuten	16

* Rookie or first-year player

AFC

EASTERN	W	L	T	Pct.	Pts.	Opp.
Buffalo	12	4	0	.750	329	242
Miami	9	7	0	.563	349	351
N.Y. Jets	8	8	0	.500	270	247
New England	5	11	0	.313	238	286
Indianapolis	4	12	0	.250	189	378

CENTRAL	W	L	T	Pct.	Pts.	Opp.
Houston	12	4	0	.750	368	238
Pittsburgh*	9	7	0	.563	308	281
Cleveland	7	9	0	.438	304	307
Cincinnati	3	13	0	.188	187	319

WESTERN	W	L	T	Pct.	Pts.	Opp.
Kansas City	11	5	0	.688	328	291
L.A. Raiders*	10	6	0	.625	306	326
Denver*	9	7	0	.563	373	284
San Diego	8	8	0	.500	322	290
Seattle	6	10	0	.375	280	314

* Wild Card team

NFC

EASTERN	W	L	T	Pct.	Pts.	Opp.
Dallas	12	4	0	.750	376	229
N.Y. Giants*	11	5	0	.688	288	205
Philadelphia	8	8	0	.500	293	315
Phoenix	7	9	0	.438	326	269
Washington	4	12	0	.250	230	345

CENTRAL	W	L	T	Pct.	Pts.	Opp.
Detroit	10	6	0	.625	298	292
Minnesota*	9	7	0	.563	277	290
Green Bay*	9	7	0	.563	340	282
Chicago	7	9	0	.438	234	230
Tampa Bay	5	11	0	.313	237	376

WESTERN	W	L	T	Pct.	Pts.	Opp.
San Francisco	10	6	0	.625	473	295
New Orleans	8	8	0	.500	317	343
Atlanta	6	10	0	.375	316	385
L.A. Rams	5	11	0	.313	221	367

1994 REVIEW (6-10)

Date	W/L	Score	Opponents	Att	By Quarters	1	2	3	4	OT	Tot
09/04	W	28-7	at Washington	52,930	SEA	53	74	49	111	0	287
09/11	W	38-9	at L.A. Raiders	47,319	OPP	48	98	65	109	3	323
09/18	L	24-10	San Diego*	65,536							
09/25	W	30-13	Pittsburgh*	59,637							
10/02	L	17-15	at Indianapolis	49,876							
10/09	L	16-9	Denver*	63,872							
10/16			BYE								
10/23	L	38-23	at Kansas City	78,847							
10/30	L	35-15	at San Diego	59,001							
11/06	L	20-17	Cincinnati (OT)	46,630							
11/13	L	17-10	at Denver	71,290							
11/20	W	22-21	Tampa Bay	37,466							
11/27	W	10-9	Kansas City	54,120							
12/04	L	31-19	Indianapolis	39,574							
12/11	W	16-14	at Houston	31,453							
12/18	L	17-16	L.A. Raiders	53,301							
12/24	L	35-9	at Cleveland	54,180							

* at Husky Stadium

Team Statistics	Sea	Opp									
TOTAL FIRST DOWNS	285	318									
Rushing	114	122									
Passing	143	178									
Penalty	28	18									
3rd Down: Made/Att.	89/235	83/224									
3rd Down Pct.	37.9	37.1									
4th Down: Made/Att.	10/19	8/20									
4th Down Pct.	52.6	40.0									
POSSESSION AVG.	28:35	31:25									
TOTAL NET YARDS	4652	5349									
Avg. Per Game	290.8	334.3									
Total Plays	1018	1077									
Avg. Per Play	4.6	5.0									
NET YARDS RUSHING	2084	1952									
Avg. Per Game	130.3	122.0									
Total Rushes	480	511									
NET YARDS PASSING	2568	3397									
Avg. Per Game	160.5	212.3									
Sacked/Yards Lost	40/241	29/206									
Gross Yards	2809	3603									
Att./Completions	498/253	537/313									
Completion Pct.	50.8	58.3									
Had Intercepted	9	19									
PUNTS/AVERAGE	91/42.9	78/40.9									
NET PUNTING AVG.	36.7	35.5									
PENALTIES/YARDS	114/898	103/773									
FUMBLES/BALL LOST	31/19	21/11									
TOUCHDOWNS	32	34									
Rushing	16	15									
Passing	13	15									
Returns	1	1									
Defensive	2	3									
TOTAL POINTS	287	323									

Scoring	TD	Ru	Pa	Rt	PAT	FG	S	Pts
Kasay	0	0	0	0	25/26	20/24	0	85
C. Warren	11	9	2	0	0	0	0	68
Blades	4	0	4	0	0	0	0	28
SEA	32	16	13	3	25/26	20/24	1	287
OPP	34	15	15	4	28/28	27/33	1	323

2-Point PATs: Tuten 1-2; Blades 1-1; McGwire 0-1; Vaughn 1-1; C. Warren 1-1
SEA 4-6. OPP 4-6

Rushing	Att	Yds	Avg	LG	TD
C. Warren	333	1545	4.6	41	9
Mirer	34	153	4.5	14	0
Strong	27	114	4.2	14t	1
SEA	480	2084	4.3	41	16
OPP	511	1952	3.8	45t	15

Receiving	No	Yds	Avg	LG	TD
Blades	81	1086	13.4	45	4
Martin	56	681	12.2	32	1
C. Warren	41	323	7.9	51	2
SEA	253	2809	11.1	51	13
OPP	313	3603	11.5	99t	15

Kickoff Returns	No	Yds	Avg	LG	TD
Bates	26	508	19.5	38	0
Vaughn	18	443	24.6	93t	1
SEA	67	1467	21.9	93t	1
OPP	61	1229	20.1	45	0

Interceptions	No	Yds	Avg	LG	TD
4 players with	3				
SEA	19	284	14.9	69t	2
OPP	9	210	23.3	73t	2

Punting	No	Yds	Avg	Net	TB	I20	LG	B
Tuten	91	3905	42.9	36.7	7	33	64	0
SEA	91	3905	42.9	36.7	7	33	64	0
OPP	78	3188	40.9	35.5	4	25	64	1

Punt Returns	No	FC	Yds	Avg	LG	TD
Martin	33	20	280	8.5	23	0
SEA	37	23	337	9.1	31	0
OPP	43	21	426	9.9	78t	1

Passing	Att	Cmp	Yds	Cmp%	Yds/Att	TD	TD%	Int	Int%	LG	Sacked	Rating
Mirer	381	195	2151	51.2	5.65	11	2.9	7	1.8	51	27/145	70.2
McGwire	105	51	578	48.6	5.65	1	1.0	2	1.9	36	13/96	60.7
SEA	498	253	2809	50.8	5.64	13	2.6	9	1.8	51	40/241	69.1
OPP	537	313	3603	58.3	6.71	15	2.8	19	3.5	99t	29/206	73.2

Field Goals	1-19	20-29	30-39	40-49	50+
Kasay	1/1	1/1	11/11	6/9	1/2
SEA	1/1	1/1	11/11	6/9	1/2
OPP	0/0	9/9	13/16	5/8	0/0

DEFENSIVE STATISTICS

Player	T	S	A	Sac	PD	FF	FR
Stephens	128	95	33	2.5	0	3	2
Wooden	127	94	33	1.5	7	1	1
E. Robinson	80	65	15	1.0	8	0	1
Porter	75	61	14	1.5	6	0	0

Record (Finish): 6-10 (5th, AFC West)

Head Coach: Tom Flores (14-34, .292)

Assistants: Larry Kennan (Off. Coord./QB's), Rusty Tillman (Def. Coord./LB's), Tommy Brasher (DL), Bob Bratkowski (WR's), Dave Brown (Def.), Tom Catlin (Quality Control), Arnie Matsumoto (Staff Asst.), Paul Moyer (DB's), Howard Mudd (OL), Russ Purnell (TE's/Sp. Teams), Frank Raines (Strength & Cond.), Clarence Shelmon (RB's)

Captains: C Ray Donaldson (Off.), FS Eugene Robinson (Def.), FB Tracy Johnson & TE Trey Junkin (Sp. Teams)

Largest Award: WR Brian Blades

MVP: RB Chris Warren

Pro Bowl: DT Cortez Kennedy (4), P Rick Tuten (1), RB Chris Warren (2)

All-NFL: DT Cortez Kennedy (AP, SI, CPFN), P Rick Tuten (S)

OFFENSE

Pos.		Starts
WR	Kelvin Martin	15
LT	Ray Roberts	14
LG	Jeff Blackshear	16
C	Ray Donaldson	16
RG	Kevin Mawae*	11
RT	Howard Ballard	16
TE	Paul Green	11
	Ferrell Edmunds	7
WR	Brian Blades	16
QB	Rick Mirer	13
	Dan McGwire	3
RB	Chris Warren	15
FB	Tracy Johnson	10

DEFENSE

LE	Antonio Edwards	8
	Sam Adams*	6
LT	Joe Nash	15
RT	Cortez Kennedy	16
RE	Brent Williams	9
	Antonio Edwards	6
LLB	Terry Wooden	15
MLB	Rod Stephens	16
RLB	Rufus Porter	14
LCB	Carlton Gray	11
	Tony Brown	5
RCB	Patrick Hunter	5
	Terry Taylor	3
SS	Robert Blackmon	15
FS	Eugene Robinson	14

SPECIAL TEAMS

K	John Kasay	16
P	Rick Tuten	16

* Rookie or first-year player

AFC

EASTERN	W	L	T	Pct.	Pts.	Opp.
Miami	10	6	0	.625	389	327
New England*	10	6	0	.625	351	312
Indianapolis	8	8	0	.500	307	320
Buffalo	7	9	0	.438	340	356
N.Y. Jets	6	10	0	.375	264	320

CENTRAL	W	L	T	Pct.	Pts.	Opp.
Pittsburgh	12	4	0	.750	316	234
Cleveland*	11	5	0	.688	340	204
Cincinnati	3	13	0	.188	276	406
Houston	2	14	0	.125	226	352

WESTERN	W	L	T	Pct.	Pts.	Opp.
San Diego	11	5	0	.688	381	306
Kansas City*	9	7	0	.563	319	398
L.A. Raiders	9	7	0	.563	303	327
Denver	7	9	0	.438	347	396
Seattle	6	10	0	.375	287	323

* Wild Card team

NFC

EASTERN	W	L	T	Pct.	Pts.	Opp.
Dallas	12	4	0	.750	414	248
N.Y. Giants	9	7	0	.563	279	304
Arizona	8	8	0	.500	235	267
Philadelphia	7	9	0	.438	308	308
Washington	3	13	0	.188	320	412

CENTRAL	W	L	T	Pct.	Pts.	Opp.
Minnesota	10	6	0	.625	356	314
Green Bay*	9	7	0	.563	382	287
Detroit*	9	7	0	.563	357	342
Chicago*	9	7	0	.563	271	307
Tampa Bay	6	10	0	.375	251	351

WESTERN	W	L	T	Pct.	Pts.	Opp.
San Francisco	13	3	0	.813	505	296
New Orleans	7	9	0	.438	348	407
Atlanta	7	9	0	.438	317	385
L.A. Rams	4	12	0	.250	286	365

1995 REVIEW (8-8)

Date	W/L	Score	Opponents	Att	By Quarters	1	2	3	4	OT	Tot			
09/03	L	34-10	Kansas City	47,564	SEA	79	77	88	119	0	363			
09/10	L	14-10	at San Diego	54,420	OPP	90	128	48	94	6	366			
09/17	W	24-21	Cincinnati	39,492										
09/24			BYE											
10/01	W	27-10	Denver	49,914										
10/08	L	34-14	at Oakland	50,213										
10/15	L	27-21	at Buffalo	74,362										
10/22	L	35-25	San Diego	45,821										
10/29	L	20-14	at Arizona (OT)	39,600										
11/05	W	30-28	N.Y. Giants	42,100										
11/12	W	47-30	at Jacksonville	71,290										
11/19	W	27-20	at Washington	51,298										
11/26	L	16-10	N.Y. Jets	41,160										
12/03	W	26-14	Philadelphia	39,893										
12/10	W	31-27	at Denver	71,488										
12/17	W	44-10	Oakland	58,428										
12/24	L	26-3	at Kansas City	75,784										
Scoring														
					TD	Ru	Pa	Rt	PAT	FG	S	Pts		
					Peterson	0	0	0	0	40/40	23/28	0	109	
					Warren	16	15	1	0	0	0	0	96	
					Galloway	9	1	7	1	0	0	0	54	
					SEA	42	20	19	3	40/40	23/28	1	363	
					OPP	43	11	26	6	36/37	24/35	0	366	
					2-Point PATs: Mirer 0-1, Warren 0-1									
					SEA 0-2. OPP 0-5.									
Rushing														
					Att	Yds	Avg	LG	TD					
					Warren	310	1346	4.3	52	52	15			
					Broussard	46	222	4.8	21t	1				
					L. Smith	36	215	6.0	68	0				
					SEA	477	2178	4.6	86t	20				
					OPP	496	2130	4.3	46	11				
Receiving														
					No	Yds	Avg	LG	TD					
					Blades	77	1001	13.0	49	4				
					Galloway	67	1039	15.5	59t	7				
					Warren	35	247	7.1	20t	1				
					Crumpler	23	254	11.0	24	1				
					SEA	273	3359	12.3	59t	19				
					OPP	310	3706	12.0	88t	26				
Interceptions														
					No	Yds	Avg	LG	TD					
					Blackmon	5	46	9.2	21	0				
					Gray	4	45	11.3	26	0				
					SEA	16	127	7.9	32	0				
					OPP	24	384	16.0	72t	2				
Punting														
					No	Yds	Avg	Net	TB	I20	LG	B		
					Tuten	83	3735	45.0	36.5	8	21	73	0	
					SEA	83	3735	45.0	36.5	8	21	73	0	
					OPP	81	3449	42.6	36.4	6	24	62	0	
Punt Returns														
					No	FC	Yds	Avg	LG	TD				
					Galloway	36	12	360	10.0	89t	1			
					SEA	40	13	384	9.6	89t	1			
					OPP	48	7	549	11.4	44	0			
Kickoff Returns														
					No	Yds	Avg	LG	TD					
					Broussard	43	1064	24.7	70	0				
					SEA	72	1620	22.5	70	0				
					OPP	70	1669	23.8	99t	2				
Team Statistics														
			Sea	Opp										
TOTAL FIRST DOWNS			311	321										
Rushing			121	116										
Passing			171	181										
Penalty			19	24										
3rd Down: Made/Att.			82/217	81/218										
3rd Down Pct.			37.8	37.2										
4th Down: Made/Att.			9/13	10/18										
4th Down Pct.			69.2	55.6										
POSSESSION AVG.			28:30	31:30										
TOTAL NET YARDS			5270	5669										
Avg. Per Game			329.4	354.3										
Total Plays			1033	1078										
Avg. Per Play			5.1	5.3										
NET YARDS RUSHING			2178	2130										
Avg. Per Game			136.1	133.1										
Total Rushes			477	496										
NET YARDS PASSING			3092	3539										
Avg. Per Game			193.3	221.2										
Sacked/Yards Lost			45/267	28/167										
Gross Yards			3359	3706										
Att./Completions			511/273	554/310										
Completion Pct.			53.4	56.0										
Had Intercepted			23	16										
PUNTS/AVERAGE			83/45.0	81/42.6										
NET PUNTING AVG.			36.5	36.4										
PENALTIES/YARDS			100/852	114/901										
FUMBLES/BALL LOST			24/9	17/9										
TOUCHDOWNS			42	43										
Rushing			20	11										
Passing			19	26										
Returns			1	2										
Defensive			2	4										
TOTAL POINTS			363	366										
Passing														
			Att	Cmp	Yds	Cmp%	Yds/Att	TD	TD%	Int	Int%	LG	Sacked	Rating
Mirer			391	209	2564	53.5	6.56	13	3.3	20	5.1	59t	42/255	63.7
Friesz			120	64	795	53.3	6.63	6	5.0	3	2.5	43t	3/12	80.4
SEA			511	273	3359	53.4	6.57	19	3.7	23	4.5	59t	45/267	67.6
OPP			554	310	3706	56.0	6.69	26	4.7	16	2.9	88t	28/167	80.2

Field Goals	1-19	20-29	30-39	40-49	50+
Peterson	1/1	5/5	9/10	8/10	0/2
SEA	1/1	5/5	9/10	8/10	0/2
OPP	1/1	10/13	5/7	7/9	1/5

DEFENSIVE STATISTICS

Player	T	S	A	Sac	PD	FF	FR
Wooden	135	114	21	0.0	8	1	0
E. Robinson	105	79	26	0.0	4	0	1
Moss	88	65	23	2.0	5	1	2
C. Harris	85	77	8	0.0	12	1	1
Gray	73	68	5	0.0	19	0	0

Record (Finish): 8-8, (3rd, AFC West)

Head Coach: Dennis Erickson (8-8, .500)

Assistants: Gregg Smith (Asst. Head Coach/TEs), Bob Bratkowski (Off. Coord./WRs), Greg McMackin (Def. Coord.), Dave Arnold (Sp. Teams), Tommy Brasher (DL), Dave Brown (Def.), Tom Catlin (Quality Control), Ned James (Off. Asst.), Dana LeDuc (Strength & Cond.), Arnie Matsumoto (Def. Asst.), Howard Mudd (OL), Rich Olson (QBs), Mike Murphy (LBs), Willy Robinson (DBs), Clarence Shelton (RBs)

Captains: QB Rick Mirer (Off.), S Eugene Robinson (Def.), TE Trey Junkin (Sp. Teams)

Largent Award: LB Terry Wooden

MVP: RB Chris Warren

Pro Bowl: DT Cortez Kennedy (5), RB Chris Warren (3)

National Honors: WR Steve Largent inducted into Pro Football Hall of Fame

OFFENSE

Pos.		Starts
WR	Joey Galloway*	16
LT	James Atkins	16
LG	Matt Joyce*	13
C	Jim Sweeney	16
RG	Kevin Mawae	16
RT	Howard Ballard	16
TE	Christian Fauria*	9
	Carlester Crumpler	7
WR	Brian Blades	16
QB	Rick Mirer	13
	John Friesz	3
RB	Chris Warren	16
FB	Steve Smith	7
	Tracy Johnson	4

DEFENSE

LE	Michael Sinclair	15
LT	Joe Nash	11
	Sam Adams	5
RT	Cortez Kennedy	16
RE	Brent Williams	9
	Antonio Edwards	7
SLB	Terry Wooden	16
MLB	Dean Wells	10
WLB	Winston Moss	16
LCB	Carlton Gray	16
RCB	Corey Harris	16
SS	Robert Blackmon	13
FS	Eugene Robinson	16

SPECIAL TEAMS

K	Todd Peterson	16
P	Rick Tuten	16

* Rookie or first-year player

AFC

EASTERN	W	L	T	Pct.	Pts.	Opp.
Buffalo	10	6	0	.625	350	335
Indianapolis*	9	7	0	.563	331	316
Miami*	9	7	0	.563	398	332
New England	6	10	0	.375	294	377
N.Y. Jets	3	13	0	.188	233	384

CENTRAL	W	L	T	Pct.	Pts.	Opp.
Pittsburgh	11	5	0	.688	407	327
Cincinnati	7	9	0	.438	349	374
Houston	7	9	0	.438	348	324
Cleveland	5	11	0	.313	289	356
Jacksonville	4	12	0	.250	275	404

WESTERN	W	L	T	Pct.	Pts.	Opp.
Kansas City	13	3	0	.813	358	241
San Diego*	9	7	0	.563	321	323
Seattle	8	8	0	.500	363	366
Denver	8	8	0	.500	388	345
Oakland	8	8	0	.500	348	332

* Wild Card team

NFC

EASTERN	W	L	T	Pct.	Pts.	Opp.
Dallas	12	4	0	.750	435	291
Philadelphia*	10	6	0	.625	318	338
Washington	6	10	0	.375	326	359
N.Y. Giants	5	11	0	.313	290	340
Arizona	4	12	0	.250	275	422

CENTRAL	W	L	T	Pct.	Pts.	Opp.
Green Bay	11	5	0	.688	401	314
Detroit*	10	6	0	.625	436	336
Chicago	9	7	0	.563	392	360
Tampa Bay	7	9	0	.438	238	335

WESTERN	W	L	T	Pct.	Pts.	Opp.
San Francisco	11	5	0	.688	457	258
Atlanta*	9	7	0	.563	362	349
St. Louis	7	9	0	.438	309	418
Carolina	7	9	0	.438	289	325
New Orleans	7	9	0	.438	319	348

1996 REVIEW (7-9)

Date	W/L	Score	Opponents	Att
09/01	L	29-7	at San Diego	58,780
09/08	L	30-20	Denver	43,671
09/15	L	35-17	Kansas City	39,790
09/22	W	17-13	at Tampa Bay	30,212
09/29	L	31-10	Green Bay	59,973
10/06	W	22-15	at Miami	59,539
10/13			BYE	
10/17	L	34-16	at Kansas City	76,057
10/27	W	32-13	San Diego	38,143
11/03	W	23-16	Houston	36,320
11/10	W	42-23	Minnesota	50,794
11/17	L	17-16	at Detroit	51,194
11/24	L	27-21	Oakland	47,506
12/01	L	34-7	at Denver	74,982
12/08	W	26-18	Buffalo	41,373
12/15	L	20-13	at Jacksonville	66,134
12/22	W	28-21	at Oakland	33,455

Team Statistics	Sea	Opp
TOTAL FIRST DOWNS	268	325
Rushing	94	114
Passing	147	181
Penalty	27	30
3rd Down: Made/Att.	64/212	80/211
3rd Down Pct.	30.2	37.9
4th Down: Made/Att.	7/17	7/15
4th Down Pct.	41.2	46.7
POSSESSION AVG.	28:01	31:59
TOTAL NET YARDS	5024	5437
Avg. Per Game	314.0	339.8
Total Plays	974	1066
Avg. Per Play	5.2	5.1
NET YARDS RUSHING	1997	2098
Avg. Per Game	124.8	131.1
Total Rushes	442	506
NET YARDS PASSING	3027	3339
Avg. Per Game	189.2	208.7
Sacked/Yards Lost	38/189	48/285
Gross Yards	3216	3624
Att./Completions	494/261	512/303
Completion Pct.	52.8	59.2
Had Intercepted	17	14
PUNTS/AVG.	86/43.6	76/42.3
Net Punting Avg.	34.5	34.0
PENALTIES/YARDS	112/879	98/804
FUMBLES/LOST	24/12	37/18
TOUCHDOWNS	33	40
Rushing	16	15
Passing	14	25
Defense	1	0
Returns	2	0
TOTAL POINTS	317	376

Passing	Att	Cmp	Yds	Cmp%	Yds/Att	TD	TD%	Int	Int%	LG	Sacked	Rating
Friesz	211	120	1629	56.9	7.72	8	3.8	4	1.9	80t	12/77	86.4
Mirer	265	136	1546	51.3	5.83	5	1.9	12	4.5	60	22/84	56.6
SEA	494	261	3216	52.8	6.51	14	2.8	17	3.4	80t	38/189	68.3
OPP	512	303	3624	59.2	7.08	25	4.9	14	2.7	65t	48/285	85.8

By Quarters	1	2	3	4	OT	Tot
SEA	53	117	57	90	--	317
OPP	85	111	64	116	--	376

Scoring	TD	Ru	Pa	Rt	PAT	FG	S	Pts
Peterson	0	0	0	0	27/27	28/34	0	111
Smith	8	8	0	0	0	0	0	54
Galloway	8	0	7	1	0	0	0	48
Warren	5	5	0	0	0	0	0	32
SEA	33	16	14	3	27/27	28/34	0	317
OPP	40	15	25	0	35/35	31/34	1	376

2-Point PATs: Smith 3-3, Warren 1-3
SEA 4-6, OPP 3-5.

Rushing	Att	Yds	Avg	LG	TD
Warren	203	855	4.2	51	5
Smith	153	680	4.4	29	8
Mirer	33	191	5.8	33	2
SEA	442	1997	4.5	51	16
OPP	506	2098	4.1	40	15

Receiving	No	Yds	Avg	LG	TD
Galloway	57	987	17.3	65t	7
Blades	43	556	12.9	80t	2
Warren	40	273	6.8	33	0
Crumpler	26	258	9.9	26	0
Proehl	23	309	13.4	56	2
SEA	261	3216	12.3	80t	14
OPP	303	3624	12.0	65t	25

Punt Returns	No	FC	Yds	Avg	LG	TD
Galloway	15	5	158	10.5	88t	1
R. Harris	19	10	194	10.2	35	0
SEA	34	15	352	10.4	88t	1
OPP	52	17	640	12.3	50	0

Interceptions	No	Yds	Avg	LG	TD
D. Williams	5	148	29.6	79t	1
2 players with	3				
SEA	14	256	18.3	79t	1
OPP	17	305	17.9	63	0

Punting	No	Yds	Avg	Net	TB	I20	LG	B
Tuten	85	3746	44.1	34.5	7	21	66	1
SEA	86	3746	43.6	34.5	7	21	66	1
OPP	76	3214	42.3	34.0	14	23	57	0

Kickoff Returns	No	Yds	Avg	LG	TD
Broussard	43	979	22.8	86	0
SEA	71	1542	21.7	86	0
OPP	72	1642	22.8	60	0

Field Goals	1-19	20-29	30-39	40-49	50+
Peterson	0/0	11/13	7/7	8/11	2/3
SEA	0/0	11/13	7/7	8/11	2/3
OPP	3/3	9/9	8/11	9/9	2/2

DEFENSIVE STATISTICS

Player	T	S	A	Sac	PD	FF	FR
Wells	107	82	25	1.0	4	0	2
Moss	106	77	29	1.0	4	0	0
Blackmon	102	80	22	1.0	7	3	0
D. Williams	80	67	13	0.0	11	0	1
McCrary	76	57	19	13.5	3	1	1

Record (finish): 7-9 (T4th, AFC West)

Head Coach: Dennis Erickson (15-17, .469)

Assistants: Gregg Smith (Asst. Head Coach/TEs), Bob Bratkowski (Off. Coord./WRs), Greg McMackin (Def. Coord.), Dave Arnold (Sp. Teams), Tommy Brasher (DL), Dave Brown (Def. Coach), Keith Gilbertson (Def. Asst.), Ned James (Off. Asst.), Dana LeDuc (Strength & Cond.), Howard Mudd (OL), Rich Olson (QB), Mike Murphy (LBs), Willy Robinson (DBs), Clarence Shelmon (RBs)

Captains: QB Rick Mirer & RB Chris Warren (Off.), LB Winston Moss & LB Terry Wooden (Def.), P Rick Tuten (Sp. Teams)

Largest Award: DT Cortez Kennedy

MVP: DT Cortez Kennedy

Pro Bowl: DT Cortez Kennedy (6), DE Michael Sinclair (1)

OFFENSE

Pos.		Starts
WR	Joey Galloway	16
LT	James Atkins	16
LG	Pete Kendall*	11
C	Kevin Mawae	16
RG	Derrick Graham	16
RT	Howard Ballard	16
TE	Carlester Crumpler	7
	Christian Fauria	9
WR	Brian Blades	9
	Ricky Proehl	7
QB	Rick Mirer	9
	John Friesz	6
	Stan Gelbaugh	1
RB	Chris Warren	14
FB	Mack Strong	8

DEFENSE

LE	Michael Sinclair	16
LT	Sam Adams	16
RT	Cortez Kennedy	16
RE	Michael McCrary	13
SLB	Terry Wooden	9
	Michael Barber	7
MLB	Dean Wells	15
WLB	Winston Moss	16
LCB	Carlton Gray	16
RCB	Corey Harris	16
SS	Robert Blackmon	16
FS	Darryl Williams	16

SPECIAL TEAMS

K	Todd Peterson	16
P	Rick Tuten	16

* Rookie or first-year player

AFC

EASTERN	W	L	T	Pct.	Pts.	Opp.
New England	11	5	0	.688	418	313
Buffalo*	10	6	0	.625	319	266
Indianapolis*	9	7	0	.563	317	334
Miami	8	8	0	.500	339	325
N.Y. Jets	1	15	0	.063	279	454

CENTRAL	W	L	T	Pct.	Pts.	Opp.
Pittsburgh	10	6	0	.625	344	257
Jacksonville*	9	7	0	.563	325	335
Cincinnati	8	8	0	.500	372	369
Houston	8	8	0	.500	345	319
Baltimore	4	12	0	.250	371	441

WESTERN	W	L	T	Pct.	Pts.	Opp.
Denver	13	3	0	.813	391	275
Kansas City	9	7	0	.563	297	300
San Diego	8	8	0	.500	310	376
Oakland	7	9	0	.438	340	293
Seattle	7	9	0	.438	317	376

*Wild Card team

NFC

EASTERN	W	L	T	Pct.	Pts.	Opp.
Dallas	10	6	0	.625	286	250
Philadelphia*	10	6	0	.625	363	341
Washington	9	7	0	.563	364	312
Arizona	7	9	0	.438	300	397
N.Y. Giants	6	10	0	.375	242	297

CENTRAL	W	L	T	Pct.	Pts.	Opp.
Green Bay	13	3	0	.813	456	210
Minnesota*	9	7	0	.563	298	315
Chicago	7	9	0	.438	283	305
Tampa Bay	6	10	0	.375	221	293
Detroit	5	11	0	.313	302	368

WESTERN	W	L	T	Pct.	Pts.	Opp.
Carolina	12	4	0	.750	367	218
San Francisco*	12	4	0	.750	398	257
St. Louis	6	10	0	.375	303	409
Atlanta	3	13	0	.188	209	461
New Orleans	3	13	0	.188	229	339

1997 REVIEW (8-8)

Date	W/L	Score	Opponents	Att	By Quarters	1	2	3	4	OT	Tot
08/31	L	41-3	N.Y. Jets	53,893	SEA	44	126	92	103	0	365
09/07	L	35-14	Denver	55,859	OPP	101	111	93	51	6	362
09/14	W	31-3	at Indianapolis	49,194							
09/21	W	26-22	San Diego	51,110							
09/28	L	20-17	at Kansas City (OT)	77,877							
10/05	W	16-13	Tennessee	49,897							
10/12			BYE								
10/19	W	17-9	at St. Louis	64,819							
10/26	W	45-34	Oakland	66,264							
11/02	L	30-27	at Denver	74,212							
11/09	W	37-31	at San Diego	64,616							
11/16	L	20-17	at New Orleans (OT)	50,493							
11/23	L	19-14	Kansas City	66,264							
11/30	L	24-17	Atlanta	52,584							
12/07	L	31-24	at Baltimore	54,395							
12/14	W	22-21	at Oakland	40,124							
12/21	W	38-9	San Francisco	66,253							

Scoring	TD	Ru	Pa	Rt	PAT	FG	S	Pts
Peterson	0	0	0	0	37/37	22/28	0	103
Galloway	12	0	12	0	0	0	0	72
Broussard	6	5	1	0	0	0	0	36
McKnight	6	0	6	0	0	0	0	36
Warren	4	4	0	0	0	0	0	24
SEA	43	13	26	4	37/37	22/28	1	365
OPP	38	10	19	9	35/35	31/34	1	358

2-Point PATs: Smith 1-1, Kitna 0-1, Moon 0-3, Tuten 0-1. SEA 1-6. OPP 2-3.

Team Statistics	Sea	Opp
TOTAL FIRST DOWNS	331	286
Rushing	98	96
Passing	207	166
Penalty	26	24
3rd Down: Made/Att.	91/224	66/198
3rd Down Pct.	40.6	33.3
4th Down: Made/Att.	8/16	8/16
4th Down Pct.	50.0	50.0
POSSESSION AVG.	30:47	29:13
TOTAL NET YARDS	5759	4849
Avg. Per Game	359.9	303.1
Total Plays	1049	959
Avg. Per Play	5.5	5.1
NET YARDS RUSHING	1800	1731
Avg. Per Game	112.5	108.2
Total Rushes	404	455
NET YARDS PASSING	3959	3118
Avg. Per Game	247.4	194.9
Sacked/Yards Lost	36/228	42/238
Gross Yards	4187	3356
Att./Completions	609/359	462/276
Completion Pct.	58.9	59.7
Had Intercepted	21	13
PUNTS/AVERAGE	78/40.3	74/42.0
Net Punting Avg.	32.3	36.8
PENALTIES/YARDS	109/911	100/820
FUMBLES/LOST	26/11	33/16
TOUCHDOWNS	43	38
Rushing	13	10
Passing	26	19
Defensive	4	4
Returns	0	5
FIELD GOALS	22/28	31/34
TOTAL POINTS	365	362

Rushing	Att	Yds	Avg	LG	TD
Warren	200	847	4.2	36t	4
Broussard	70	418	6.0	77t	5
Smith	91	392	4.3	35	2
SEA	404	1800	4.5	77t	13
OPP	455	1731	3.8	55t	10

Receiving	No	Yds	Avg	LG	TD
Galloway	72	1049	14.6	53t	12
Pritchard	64	843	13.2	61	2
Warren	45	257	5.7	20	0
McKnight	34	637	18.7	60t	6
Crumpler	31	361	11.6	30	1
Br. Blades	30	319	10.6	27	2
Broussard	24	143	6.0	20t	1
Smith	23	183	8.0	22	0
SEA	359	4187	11.7	61	26
OPP	276	3356	12.2	92	19

Punting	No	Yds	Avg	Net	TB	I20	LG	B
Tuten	48	2007	41.8	36.4	5	15	65	0
SEA	78	3144	40.3	32.3	8	24	65	2
OPP	74	3111	42.0	36.8	7	21	66	0

Punt Returns	No	FC	Yds	Avg	LG	TD
Harris	21	12	144	6.9	19	0
Davis	16	6	104	6.5	28	0
SEA	37	18	248	6.7	28	0
OPP	38	14	463	12.2	89t	2

Interceptions	No	Yds	Avg	LG	TD
D. Williams	8	172	21.5	44t	1
Be. Blades	2	11	5.5	11	0
SEA	13	196	15.1	44t	1
OPP	21	372	17.7	75t	4

Passing	Att	Cmp	Yds	Cmp%	Yds/Att	TD	TD%	Int	Int%	LG	Sacked	Rating
Moon	528	313	3678	59.3	6.97	25	4.7	16	3.0	60t	30/192	83.7
SEA	609	359	4187	58.9	6.88	26	4.3	21	3.4	61	36/228	79.7
OPP	462	276	3356	59.7	7.26	19	4.1	13	2.8	92	42/238	84.1

Kickoff Returns	No	Yds	Avg	LG	TD
Broussard	50	1076	21.5	43	0
SEA	76	1550	20.4	43	0
OPP	77	1779	23.1	93t	1

Field Goals	1-19	20-29	30-39	40-49	50+
Peterson	0/0	9/9	7/10	5/7	1/2
SEA	0/0	9/9	7/10	5/7	1/2
OPP	2/2	12/13	5/5	8/10	4/4

DEFENSIVE STATISTICS

Player	T	S	A	Sac	PD	FF	FR
C. Brown	104	75	29	6.5	3	1	4
D. Williams	93	68	25	0.0	13	1	1
Wells	92	74	18	1.0	2	1	1
Be. Blades	70	58	12	1.0	2	0	0

Record (finish): 8-8 (3rd, AFC West)

Head Coach: Dennis Erickson (23-25, .479)

Assistants: Gregg Smith (Asst. Head Coach/OL), Bob Bratkowski (Off. Coord./WRs), Greg McMackin (Def. Coord.), Dave Arnold (Sp. Teams), Tommy Brasher (DL), Dave Brown (Def. Coach), Keith Gilbertson (TEs), Ned James (Off. Asst.), Darren Krein (Asst. Str. & Cond.), Dana LeDuc (Strength & Cond.), Howard Mudd (OL), Rich Olson (QB), Mike Murphy (LBs), Willy Robinson (DBs), Clarence Shelmon (RBs), Jim Zorn (Off. Asst.)

Captains: QB John Friesz (Off.), LB Winston Moss (Def.), S Jay Bellamy (Sp. Teams)

Largent Award: LB Winston Moss

MVP: FS Darryl Williams

Pro Bowl: DE Michael Sinclair (2), FS Darryl Williams (1)

OFFENSE

Pos.		Starts
WR	Joey Galloway	15
LT	Walter Jones*	12
LG	Pete Kendall	16
C	Kevin Mawae	16
RG	Derrick Graham	9
RT	Howard Ballard	10
R/LT	Grant Williams	8
TE	Carlester Crumpler	12
WR	Mike Pritchard	15
QB	Warren Moon	14
	John Friesz	1
	Jon Kitna*	1
RB	Chris Warren	13
FB	Mack Strong	9

DEFENSE

LE	Michael Sinclair	16
LT	Sam Adams	15
RT	Dan Saleaumua	9
	Cortez Kennedy	8
RE	Phillip Daniels	11
LLB	Winston Moss	14
MLB	Dean Wells	16
RLB	Chad Brown	15
LCB	Shawn Springs*	10
RCB	Willie Williams	16
SS	Bennie Blades	9
	Jay Bellamy	7
FS	Darryl Williams	16

SPECIAL TEAMS

K	Todd Peterson	16
P	Rick Tuten	10
	Rohn Stark	4

* Rookie or first-year player

AFC

EASTERN	W	L	T	Pct.	Pts.	Opp.
New England	10	6	0	.625	369	289
Miami*	9	7	0	.563	339	327
N.Y. Jets	9	7	0	.563	348	287
Buffalo	6	10	0	.375	255	367
Indianapolis	3	13	0	.188	313	401

CENTRAL	W	L	T	Pct.	Pts.	Opp.
Pittsburgh	11	5	0	.688	372	307
Jacksonville*	11	5	0	.688	394	318
Tennessee	8	8	0	.500	333	310
Cincinnati	7	9	0	.438	355	405
Baltimore	6	9	1	.406	326	345

WESTERN	W	L	T	Pct.	Pts.	Opp.
Kansas City	13	3	0	.813	375	232
Denver*	12	4	0	.750	472	287
Seattle	8	8	0	.500	365	362
Oakland	4	12	0	.250	324	419
San Diego	4	12	0	.250	266	425

* Wild Card team

NFC

EASTERN	W	L	T	Pct.	Pts.	Opp.
N.Y. Giants	10	5	1	.656	307	265
Washington	8	7	1	.531	327	289
Philadelphia	6	9	1	.406	317	372
Dallas	6	10	0	.375	304	314
Arizona	4	12	0	.250	283	379

CENTRAL	W	L	T	Pct.	Pts.	Opp.
Green Bay	13	3	0	.813	422	282
Tampa Bay*	10	6	0	.625	299	263
Detroit*	9	7	0	.563	379	306
Minnesota*	9	7	0	.563	354	359
Chicago	4	12	0	.250	263	421

WESTERN	W	L	T	Pct.	Pts.	Opp.
San Francisco	13	3	0	.813	375	265
Carolina	7	9	0	.438	265	314
Atlanta	7	9	0	.438	320	361
New Orleans	6	10	0	.375	237	327
St. Louis	5	11	0	.313	299	359

1998 REVIEW (8-8)

Date	W/L	Score	Opponents	Att	By Quarters	1	2	3	4	OT	Tot		
09/06	W	38-0	at Philadelphia	66,418	SEA	107	91	75	99	0	372		
09/13	W	33-14	Arizona	57,678	Opp	71	73	61	105	0	310		
09/20	W	24-14	Washington	63,336									
09/27	L	13-10	at Pittsburgh	58,413									
10/04	L	17-6	at Kansas City	66,418	Scoring	TD	Ru	Pa	Rt	PAT	FG	S	Pts
10/11	L	21-16	Denver	66,258	Peterson	0	0	0	0	41/41	19/24	0	98
10/18			BYE		Galloway	12	0	10	2	0	0	0	72
10/25	W	27-20	at San Diego	58,512	Watters	9	9	0	0	0	0	0	56
11/01	L	31-18	Oakland	66,246	Pritchard	3	0	3	0	0	0	0	20
11/08	W	24-12	Kansas City	66,251	Springs	3	0	0	3	0	0	0	18
11/15	L	20-17	at Oakland	51,527	SEA	45	11	21	13	41/41	19/24	0	372
11/22	L	30-22	at Dallas	64,142	OPP	35	13	18	4	31/31	23/30	0	310
11/29	W	20-18	Tennessee	59,048	2-Point PATs: SEA 2-4. OPP 0-4.								
12/06	L	32-31	at N.Y. Jets	72,200	Rushing	Att	Yds	Avg	LG	TD			
12/13	W	38-17	San Diego	62,690	Watters	319	1239	3.9	39t	9			
12/20	W	27-23	Indianapolis	58,703	A. Green		35	209	6.0	64	1		
12/27	L	28-21	at Denver	74,057	Kitna		20	67	3.4	21	1		

Team Statistics		Sea	Opp										
TOTAL FIRST DOWNS		267	337										
Rushing		92	111										
Passing		144	197	Receiving	No	Yds	Avg	LG	TD				
Penalty		31	29	Galloway	65	1047	16.1	81t	10				
3rd Down: Made/Att.		54/195	92/236	Pritchard	58	742	12.8	50t	3				
3rd Down Pct.		27.7	39.0	Watters	52	373	7.2	24	0				
4th Down: Made/Att.		6/17	8/20	Fauria	37	377	10.2	25	2				
4th Down Pct.		35.3	40.0	McKnight	21	346	16.5	59t	2				
POSSESSION AVG.		27:05	32:55	Blades	15	184	12.3	47	0				
TOTAL NET YARDS		4626	5689	SEA	273	3219	11.8	81t	21				
Avg. Per Game		289.1	355.6	OPP	343	3972	11.6	80t	18				
Total Plays		940	1137	Punting	No	Yds	Avg	Net	TB	I20	LG	B	
Avg. Per Play		4.9	5.0	Feagles	81	3570	44.1	36.5	12	27	59	0	
NET YARDS RUSHING		1626	1999	SEA	81	3570	44.1	36.5	12	27	50	0	
Avg. Per Game		101.6	124.9	OPP	78	3397	43.6	36.0	8	23	61	0	
Total Rushes		426	487	Punt Returns	No	FC	Yds	Avg	LG	TD			
NET YARDS PASSING		3000	3690	Galloway	25	5	251	10.0	74t	2			
Avg. Per Game		187.5	230.6	Joseph	15	5	182	12.1	66	0			
Sacked/Yards Lost		34/219	53/282	SEA	41	10	428	10.4	74t	2			
Gross Yards		3219	3972	OPP	33	15	371	11.2	63t	1			
Att./Completions		480/273	597/343	Interceptions	No	Yds	Avg	LG	TD				
Completion Pct.		56.9	57.5	Springs	7	142	20.3	56t	2				
Had Intercepted		18	24	D. Smith	3	56	18.7	26t	2				
PUNTS/AVERAGE		81/44.1	78/43.6	D. Williams	3	41	13.7	28	0				
Net Punting Avg.		36.5	36.0	Bellamy	3	40	13.3	24	0				
PENALTIES/YARDS		117/914	130/1157	W. Williams	2	36	18.0	28t	1				
FUMBLES/LOST		30/16	34/18	SEA	24	455	19.0	56t	8				
TOUCHDOWNS		45	35	OPP	18	220	12.2	74t	2				
Rushing		11	13										
Passing		21	18										
Defensive		10	3										
Returns		3	1										
FIELD GOALS		19/24	23/30										
TOTAL POINTS		372	310										

Passing	Att	Cmp	Yds	Cmp%	Yds/Att	TD	TD%	Int	Int%	LG	Sacked	Rating
Moon	258	145	1632	56.2	6.33	11	4.3	8	3.1	45	22/140	76.6
Kitna	172	98	1177	57.0	6.84	7	4.1	8	4.7	70t	11/72	72.3
Friesz	49	29	409	59.2	8.35	2	4.1	2	4.1	81t	1/7	82.8
SEA	480	273	3219	56.9	6.71	21	4.4	18	3.8	81t	34/219	76.4
OPP	597	343	3972	57.5	6.65	18	3.0	24	4.0	80t	53/282	71.0

Kickoff Returns	No	Yds	Avg	LG	TD
Broussard	29	781	26.9	90t	1
A. Green	27	620	23.0	57	0
SEA	64	1510	23.6	90t	1
OPP	68	1311	19.3	35	0

Field Goals	1-19	20-29	30-39	40-49	50+
Peterson	0/0	7/7	4/5	5/5	3/7
SEA	0/0	7/7	4/5	5/5	3/7
OPP	0/0	10/10	6/7	6/11	1/2

DEFENSIVE STATISTICS

Player	T	S	A	Sac	PD	FF	FR
C. Brown	150	119	31	7.5	8	1	1
Bellamy	98	81	17	1.0	10	2	2
D. Williams	97	71	26	0.0	11	3	3
Springs	85	61	14	0.0	23	1	1
D. Smith	80	59	21	5.0	5	2	2

Record (finish): 8-8 (3rd, AFC West)

Head Coach: Dennis Erickson (31-33, .484)

Assistants: Pete Rodriguez (Asst. Head Coach/Special Teams), Bob Bratkowski (Off. Coord.), Greg McMackin (Def. Coord.), Tommy Brasher (DL), Dave Brown (Def. Coach), Keith Gilbertson (TEs), Milt Jackson (WRs), Jim Johnson (LBs), Darren Krein (Asst. Strength & Cond.), Tim Lappano (RBs), Dana LeDuc (Strength & Cond.), Bill Meyers (Asst. Off. Line), Rich Olson (QB), Willy Robinson (DBs), Gregg Smith (Off. Line), Eric Yarber (Off. Quality Control)

Captains: QB Warren Moon, C Kevin Glover, DE Michael Sinclair, S Darryl Williams, ST Jay Bellamy

Largest Award: DE Michael Sinclair

MVP: LB Chad Brown

Pro Bowl: LB Chad Brown (2), DE Michael Sinclair (3), CB Shawn Springs (1), DT Cortez Kennedy (7)

OFFENSE

Pos.		Starts
WR	Joey Galloway	16
LT	Walter Jones	16
LG	Pete Kendall	16
C	Kevin Glover	8
	Chris Gray	8
RG	Brian Habib	16
RT	Howard Ballard	16
TE	Christian Fauria	15
WR	Mike Pritchard	16
	Brian Blades	6
QB	Warren Moon	10
	Jon Kitna	5
	John Friesz	1
RB	Ricky Watters	16
FB	Mack Strong	6

DEFENSE

LE	Michael Sinclair	16
LT	Sam Adams	11
RT	Cortez Kennedy	15
RE	Phillip Daniels	15
OLB	Chad Brown	16
MLB	Dean Wells	7
	DeShone Myles*	7
OLB	Darrin Smith	10
	Anthony Simmons*	4
LCB	Shawn Springs	16
RCB	Willie Williams	14
SS	Jay Bellamy	16
FS	Darryl Williams	16

SPECIAL TEAMS

K	Todd Peterson	16
P	Jeff Feagles	16

* Rookie or first-year player

AFC

EASTERN	W	L	T	Pct.	Pts.	Opp.
N.Y. Jets	12	4	0	.750	416	266
Miami*	10	6	0	.625	321	265
Buffalo*	10	6	0	.625	400	333
New England*	9	7	0	.563	337	329
Indianapolis	3	13	0	.188	310	444

CENTRAL	W	L	T	Pct.	Pts.	Opp.
Jacksonville	11	5	0	.688	392	338
Tennessee	8	8	0	.500	330	320
Pittsburgh	7	9	0	.438	263	303
Baltimore	6	10	0	.375	269	335
Cincinnati	3	13	0	.188	268	452

WESTERN	W	L	T	Pct.	Pts.	Opp.
Denver	14	2	0	.875	501	309
Oakland	8	8	0	.500	325	378
Seattle	8	8	0	.500	372	310
Kansas City	7	9	0	.438	327	363
San Diego	5	11	0	.313	241	342

* Wild Card team

NFC

EASTERN	W	L	T	Pct.	Pts.	Opp.
Dallas	10	6	0	.625	381	275
Arizona*	9	7	0	.563	325	378
N.Y. Giants	8	8	0	.500	287	309
Washington	6	10	0	.375	319	421
Philadelphia	3	13	0	.188	161	344

CENTRAL	W	L	T	Pct.	Pts.	Opp.
Minnesota	15	1	0	.938	556	296
Green Bay*	11	5	0	.688	408	319
Tampa Bay	8	8	0	.500	314	295
Detroit	5	11	0	.313	306	378
Chicago	4	12	0	.250	276	368

WESTERN	W	L	T	Pct.	Pts.	Opp.
Atlanta	14	2	0	.875	442	289
San Francisco*	12	4	0	.750	479	328
New Orleans	6	10	0	.375	305	359
Carolina	4	12	0	.250	336	413
St. Louis	4	12	0	.250	285	378

1999 REVIEW (9-7; 0-1 PLAYOFFS)

Date	W/L	Score	Opponents	Att	By Quarters	1	2	3	4	OT	Tot
09/12	L	28-20	Detroit	66,238	SEA	86	104	70	78	0	338
09/19	W	14-13	at Chicago	66,944	OPP	53	109	59	71	6	298
09/26	W	29-10	at Pittsburgh	57,881							
10/03	W	22-21	Oakland	66,400							
10/10			BYE								
10/17	L	13-10	at San Diego	59,432							
10/24	W	26-16	Buffalo	66,301							
11/01	W	27-7	at Green Bay	59,869							
11/07	W	37-20	Cincinnati	66,303							
11/14	W	20-17	Denver	66,314							
11/21	W	31-19	at Kansas City	78,714							
11/28	L	16-3	Tampa Bay	66,314							
12/05	L	30-21	at Oakland	44,716							
12/12	L	19-16	San Diego	66,318							
12/19	L	36-30	at Denver (OT)	65,987							
12/26	W	23-14	Kansas City	66,332							
01/02	L	19-9	at New York Jets	78,154							

POSTSEASON

01/09	L	20-17	Miami	66,170							
			(AFC Wild Card Game)								

Team Statistics	Sea	Opp
TOTAL FIRST DOWNS	276	313
Rushing	65	107
Passing	179	183
Penalty	32	23
3rd Down: Made/Att.	68/210	89/239
3rd Down Pct.	32.4	37.2
4th Down: Made/Att.	2/8	8/18
4th Down Pct.	25.0	44.4
POSSESSION AVG.	27:48	32:12
TOTAL NET YARDS	4805	5426
Avg. Per Game	300.3	339.1
Total Plays	971	1104
Avg. Per Play	4.9	4.9
NET YARDS RUSHING	1408	1934
Avg. Per Game	88.0	120.9
Total Rushes	408	484
NET YARDS PASSING	3397	3492
Avg. Per Game	212.3	218.3
Sacked/Yards Lost	38/232	38/252
Gross Yards	3629	3744
Att./Completions	525/288	582/320
Completion Pct.	54.9	55.0
Had Intercepted	16	30
PUNTS/AVERAGE	84/40.8	81/42.0
Net Punting Avg.	35.2	34.3
PENALTIES/YARDS	98/883	128/985
FUMBLES/LOST	31/17	17/6
TOUCHDOWNS	34	30
Rushing	5	9
Passing	25	19
Defensive	3	1
Returns	1	1
FIELD GOALS	34/40	30/38
TOTAL POINTS	338	298

Scoring	TD	Ru	Pa	Rt	PAT	FG	S	Pts
Peterson	0	0	0	0	32/32	34/40	0	134
Mayes	10	0	10	0	0	0	0	60
Watters	7	5	2	0	0	0	0	42
Dawkins	7	0	7	0	0	0	0	42
Pritchard	2	0	2	0	0	0	0	12
SEA	34	5	25	4	32/32	34/40	0	338
OPP	30	9	19	2	26/27	30/38	1	298

2-Point PATs: SEA 0-2. OPP 0-2.

Rushing	Att	Yds	Avg	LG	TD
Watters	325	1210	3.7	45	5
Green	26	120	4.6	21	0
Kitna	35	56	1.6	10	0
R. Brown	14	38	2.7	0	0
SEA	408	1408	3.5	45	5
OPP	484	1934	4.0	71	9

Receiving	No	Yds	Avg	LG	TD
Mayes	65	829	13.4	54t	10
Dawkins	58	992	17.1	45t	7
Watters	40	387	9.7	25	2
Fauria	35	376	10.7	25	0
R. Brown	34	228	6.7	26	1
Pritchard	26	375	14.4	51	2
Galloway	22	335	15.2	48	1
Mili	5	28	5.6	8	1
Bownes	4	68	17.0	49t	1
SEA	288	3629	12.6	51	25
OPP	320	3744	11.7	76t	19

Punting	No	Yds	Avg	Net	TB	I20	LG	B
Feagles	84	3425	40.8	35.2	5	34	59	0
SEA	84	3425	40.8	35.2	5	34	59	0
OPP	81	3398	42.0	34.3	10	23	68	0

Punt Returns	No	FC	Yds	Avg	LG	TD
Rogers	22	18	318	14.5	94t	1
SEA	30	24	419	14.0	94t	1
OPP	36	18	370	10.3	81t	1

Interceptions	No	Yds	Avg	LG	TD
Springs	5	77	15.4	42	0
W. Williams	5	43	8.6	40t	1
D. Williams	4	41	10.3	21	0
Bellamy	4	4	1.0	7	0
Joseph	3	82	27.3	40	0
Hanks	2	30	15.0	23t	1
SEA	30	336	11.2	42	2
OPP	16	210	13.1	43	0

Kickoff Returns	No	Yds	Avg	LG	TD
Green	36	818	22.7	54	0
Rogers	18	465	25.8	49	0
SEA	68	1547	22.8	61	0
OPP	81	1500	18.5	39	0

Passing	Att	Cmp	Yds	Cmp%	Yds/Att	TD	TD%	Int	Int%	LG	Sacked	Rating
Kitna	495	270	3346	54.5	6.76	23	4.6	16	3.2	51	32/198	77.7
Foley	30	18	283	60.0	9.43	2	6.7	0	0.0	49t	6/34	113.6
SEA	525	288	3629	54.9	6.91	25	4.8	16	3.0	51	38/232	79.8
OPP	582	320	3744	55.0	6.43	19	3.3	30	5.2	76t	38/252	64.1

Field Goals	1-19	20-29	30-39	40-49	50+
Peterson	1/1	10/10	8/11	14/16	1/2
SEA	1/1	10/10	8/11	14/16	1/2
OPP	1/1	9/9	8/8	9/12	3/8

DEFENSIVE STATISTICS

Player	T	S	A	Sac	PD	FF	FR
C. Brown	117	87	30	5.5	6	2	1
Bellamy	96	85	11	0.0	8	0	0
D. Smith	90	65	25	1.0	3	0	0
Simmons	90	55	35	0.0	2	0	0
D. Williams	78	63	15	0.0	11	0	1
Springs	74	64	10	0.0	15	0	1
Kennedy	73	61	12	6.5	15	0	1
W. Williams	72	66	6	0.0	16	0	0
Daniels	45	38	7	9.0	2	1	0

Record (finish): 9-7 (1st, AFC West)

Head Coach: Mike Holmgren (9-7, .563)

Assistants: Mike Sherman (Offensive Coordinator/Tight Ends), Larry Brooks (Defensive Line), Jerry Colquitt (Off. Quality Control), Nolan Cromwell (Wide Receivers), Ken Flajole (Defensive Backs), Kent Johnston (Strength & Cond.), Jim Lind (Linebackers), Clayton Lopez (Def. Quality Control), Tom Lovat (Asst. Head Coach/Offensive Line), Stump Mitchell (Running Backs), Dick Roach (Def. Assistant), Pete Rodriguez (Special Teams), Mike Sheppard (Quarterbacks), Rod Springer (Asst. Strength & Cond.), Bob Zeman (Def. Assistant)

Captains: Game-to-Game

Largest Award: LB Chad Brown

MVP: LB Chad Brown

Pro Bowl: LB Chad Brown (3), T Walter Jones (1), DT Cortez Kennedy (8)

AFC

EASTERN	W	L	T	Pct.	Pts.	Opp.
Indianapolis	13	3	0	.813	423	333
Buffalo*	11	5	0	.688	320	229
Miami*	9	7	0	.563	326	336
N.Y. Jets	8	8	0	.500	308	309
New England	8	8	0	.500	299	284

CENTRAL	W	L	T	Pct.	Pts.	Opp.
Jacksonville	14	2	0	.875	396	217
Tennessee*	13	3	0	.813	392	324
Baltimore	8	8	0	.500	324	277
Pittsburgh	6	10	0	.375	317	320
Cincinnati	4	12	0	.250	283	460
Cleveland	2	14	0	.125	217	437

WESTERN	W	L	T	Pct.	Pts.	Opp.
Seattle	9	7	0	.563	338	298
Kansas City	9	7	0	.563	390	322
San Diego	8	8	0	.500	269	319
Oakland	8	8	0	.500	390	329
Denver	6	10	0	.375	314	318

* Wild Card team

OFFENSE

Pos.	Starts
WR	Sean Dawkins 13
LT	Walter Jones 16
LG	Pete Kendall 16
C	Kevin Glover 6
	Chris Gray 10
RG	Brian Habib 16
RT	Grant Williams 15
TE	Christian Fauria 15
WR	Derrick Mayes 15
QB	Jon Kitna 15
RB	Ricky Watters 16
FB	Reggie Brown 8

DEFENSE

LE	Michael Sinclair	15
LT	Sam Adams	13
RT	Cortez Kennedy	16
RE	Phillip Daniels	16
OLB	Chad Brown	15
MLB	Anthony Simmons	16
OLB	Darrin Smith	14
LCB	Shawn Springs	16
RCB	Willie Williams	14
SS	Darryl Williams	12
FS	Jay Bellamy	16

SPECIAL TEAMS

K	Todd Peterson	16
P	Jeff Feagles	16

* Rookie or first-year player

NFC

EASTERN	W	L	T	Pct.	Pts.	Opp.
Washington	10	6	0	.625	443	377
Dallas*	8	8	0	.500	352	276
N.Y. Giants	7	9	0	.438	299	358
Arizona	6	10	0	.375	245	382
Philadelphia	5	11	0	.313	272	357

CENTRAL	W	L	T	Pct.	Pts.	Opp.
Tampa Bay	11	5	0	.688	270	235
Minnesota*	10	6	0	.625	399	335
Detroit*	8	8	0	.500	322	323
Green Bay	8	8	0	.500	357	341
Chicago	6	10	0	.375	272	341

WESTERN	W	L	T	Pct.	Pts.	Opp.
St. Louis	13	3	0	.813	526	242
Carolina	8	8	0	.500	421	381
Atlanta	5	11	0	.313	285	380
San Francisco	4	12	0	.250	295	453
New Orleans	3	13	0	.188	260	434

2000 REVIEW (6-10)

Date	W/L	Score	Opponents	Att	Scoring	TD	Ru	Pa	Rt	PAT	FG	S	Pts
09/03	L	23-0	at Miami	72,949	Lindell	0	0	0	0	25/25	15/17	0	70
09/10	L	37-34	St. Louis	64,869	Watters	9	7	2	0	0	0	0	54
09/17	W	20-10	New Orleans	59,513	Jackson	6	0	6	0	0	0	0	36
09/24	W	20-12	at San Diego	47,233	Dawkins	5	0	5	0	0	0	0	30
10/02	L	24-17	at Kansas City	82,893	Heppner, TM	0	0	0	0	8/8	6/9	0	26
10/08	L	26-3	at Carolina	72,192	SEA	37	10	21	6	33/33	21/26	1	320
10/15	L	37-24	Indianapolis	63,593	OPP	46	20	23	3	45/45	28/33	0	405
10/22	L	31-3	at Oakland	57,490	2-Point PATs: SEA 0-4. OPP 0-1.								
10/29	L	24-19	Kansas City	62,141									
11/05	W	17-15	San Diego	59,884									
11/12	W	28-21	at Jacksonville	68,063									
11/19			BYE										
11/26	L	38-31	Denver	68,661									
12/03	W	30-10	at Atlanta	44,680									
12/10	L	31-24	at Denver	75,218									
12/16	W	27-24	Oakland	68,681									
12/23	L	42-23	Buffalo	61,025									

Team Statistics	Sea	Opp
TOTAL FIRST DOWNS	281	331
Rushing	98	126
Passing	168	185
Penalty	15	20
3rd Down: Made/Att.	83/205	89/201
3rd Down Pct.	40.5	44.3
4th Down: Made/Att.	7/14	1/7
4th Down Pct.	50.0	14.3
POSSESSION AVG.	27:31	32:29
TOTAL NET YARDS	4680	6391
Avg. Per Game	292.5	399.4
Total Plays	956	1019
Avg. Per Play	4.9	6.3
NET YARDS RUSHING	1720	2454
Avg. Per Game	107.5	153.4
Total Rushes	403	503
NET YARDS PASSING	2960	3937
Avg. Per Game	185.0	246.1
Sacked/Yards Lost	46/238	27/152
Gross Yards	3198	4089
Att./Completions	507/308	489/309
Completion Pct.	60.7	63.2
Had Intercepted	21	17
PUNTS/AVERAGE	75/39.5	62/41.5
Net Punting Avg.	36.9	33.3
PENALTIES/YARDS	89/728	96/694
FUMBLES/LOST	35/17	28/12
TOUCHDOWNS	37	46
Rushing	10	20
Passing	21	23
Defensive	5	3
Returns	1	0
FIELD GOALS	21/26	28/33
TOTAL POINTS	320	405

By Quarters	1	2	3	4	OT	Tot
SEA	70	100	59	91	0	320
OPP	96	140	71	98	0	405

Rushing	Att	Yds	Avg	LG	TD
Watters	278	1242	4.5	55	7
Alexander	64	313	4.9	50	2
Kitna	48	127	2.6	13	1
Huard	5	29	5.8	10	0
SEA	403	1720	4.3	55	10
OPP	503	2454	4.9	80t	20

Receiving	No	Yds	Avg	LG	TD
Dawkins	63	731	11.6	40	5
Watters	63	613	9.7	59	2
Jackson	53	713	13.5	71	6
Mayes	29	264	9.1	40	1
Mili	28	288	10.3	34	3
Fauria	28	237	8.5	16	2
Strong	23	141	6.1	24	1
J. Williams	8	99	12.4	18	0
Bailey	6	62	10.3	22	1
Alexander	5	41	8.2	18	0
SEA	308	3198	10.4	71	21
OPP	309	4089	13.2	73	23

Punting	No	Yds	Avg	Net	TB	I20	LG	B
Feagles	74	2960	40.0	36.9	2	24	57	1
SEA	75	2960	39.5	36.9	2	24	57	1
OPP	62	2571	41.5	33.3	6	21	69	0

Punt Returns	No	FC	Yds	Avg	LG	TD
Rogers	26	12	363	14.0	43	0
SEA	30	14	384	12.8	43	0
OPP	32	18	151	4.7	22	0

Interceptions	No	Yds	Avg	LG	TD
Bellamy	4	132	33.0	84t	1
W. Williams	4	74	18.5	69t	1
Simmons	2	15	7.5	8	0
Springs	2	8	4.0	8	0
Koonce	1	27	27.0	27t	1
SEA	17	300	17.6	84t	3
OPP	21	191	9.1	79t	2

Kickoff Returns	No	Yds	Avg	LG	TD
Rogers	66	1629	24.7	81t	1
SEA	80	1932	24.2	81t	1
OPP	64	1236	19.3	39	0

Field Goals	1-19	20-29	30-39	40-49	50+
Lindell	0/0	4/5	1/1	7/8	3/3
Heppner, TM	1/1	2/2	1/3	2/2	0/1
SEA	1/1	6/7	2/4	9/10	3/4
OPP	1/1	11/12	7/9	9/9	0/2

Passing	Att	Cmp	Yds	Cmp%	Yds/Att	TD	TD%	Int	Int%	LG	Sacked	Rating
Kitna	418	259	2658	62.0	6.36	18	4.3	19	4.5	71	33/168	75.6
Huard	87	49	540	56.3	6.21	3	3.4	2	2.3	45	13/72	76.8
SEA	507	308	3198	60.7	6.31	21	4.1	21	4.1	71	46/238	75.5
OPP	489	309	4089	63.2	8.36	23	4.7	17	3.5	73	27/152	90.8

DEFENSIVE STATISTICS

Player	T	S	A	Sac	PD	FF	FR
Simmons	147	119	28	4.0	2	2	0
Koonce	97	73	24	1.5	5	0	1
C. Brown	94	71	23	6.0	3	2	3
Bellamy	87	69	18	2.0	8	2	0
Springs	85	72	13	0.0	14	1	0
W. Williams	60	51	9	1.0	11	1	1
Joseph	58	45	13	0.0	4	0	0
Kennedy	50	32	18	1.0	9	0	0
King	48	42	6	6.0	3	0	0

Record (finish): 6-10 (4th, AFC West)

Head Coach: Mike Holmgren (15-17, .469)

Assistants: Gil Haskell (Off. Coord.), Steve Sidwell (Def. Coord.), Larry Brooks (DL), Jerry Colquitt (Off. Quality Control), Nolan Cromwell (WRs), Ken Flajole (LBs), Johnny Holland (Asst. Special Teams/Stength & Cond.), Kent Johnston (Strength & Cond.), Jim Lind (TEs), Clayton Lopez (Def. Quality Control), Tom Lovat (Asst. Head Coach/OL), Stump Mitchell (RBs), Dick Roach (DBs), Pete Rodriguez (Special Teams), Mike Sheppard (QB), Rod Springer (Asst. Strength & Cond.)

Captains: Game-to-Game

Largent Award: RB Ricky Watters

Pro Bowl: None

OFFENSE

Pos.		Starts
WR	Sean Dawkins	16
LT	Walter Jones	16
LG	Pete Kendall	16
C	Chris Gray	16
RG	Floyd Wedderburn	16
RT	Chris McIntosh	10
TE	Christian Fauria	10
WR	Darrell Jackson*	10
	Derrick Mayes	8
QB	Jon Kitna	12
	Brock Huard	4
RB	Ricky Watters	16
FB	Mack Strong	12

DEFENSE

LE	Michael Sinclair	16
LT	Riddick Parker	16
RT	Cortez Kennedy	16
RE	Lamar King	16
OLB	Chad Brown	16
MLB	George Koonce	16
OLB	Anthony Simmons	16
LCB	Shawn Springs	16
RCB	Willie Williams	15
SS	Kerry Joseph	10
	Reggie Tongue	6
FS	Jay Bellamy	16

SPECIAL TEAMS

K	Rian Lindell*	12
P	Jeff Feagles	16

* Rookie or first-year player

AFC

EASTERN	W	L	T	Pct.	Pts.	Opp.
Miami	11	5	0	.688	323	226
Indianapolis*	10	6	0	.625	429	326
N.Y. Jets	9	7	0	.563	321	321
Buffalo	8	8	0	.500	315	350
New England	5	11	0	.313	276	338

CENTRAL	W	L	T	Pct.	Pts.	Opp.
Tennessee	13	3	0	.812	346	191
Baltimore*	12	4	0	.750	333	165
Pittsburgh	9	7	0	.563	321	255
Jacksonville	7	9	0	.438	367	327
Cincinnati	4	12	0	.250	185	359
Cleveland	3	13	0	.188	161	419

WESTERN	W	L	T	Pct.	Pts.	Opp.
Oakland	12	4	0	.750	479	299
Denver*	11	5	0	.688	485	369
Kansas City	7	9	0	.438	355	354
Seattle	6	10	0	.375	320	405
San Diego	1	15	0	.062	269	440

* Wild Card team

NFC

EASTERN	W	L	T	Pct.	Pts.	Opp.
N.Y. Giants	12	4	0	.750	328	246
Philadelphia*	11	5	0	.688	351	245
Washington	8	8	0	.500	281	269
Dallas	5	11	0	.313	294	361
Arizona	3	13	0	.188	210	443

CENTRAL	W	L	T	Pct.	Pts.	Opp.
Minnesota	11	5	0	.688	397	371
Tampa Bay*	10	6	0	.625	388	269
Green Bay	9	7	0	.562	353	323
Detroit	9	7	0	.562	307	307
Chicago	5	11	0	.313	216	355

WESTERN	W	L	T	Pct.	Pts.	Opp.
New Orleans	10	6	0	.625	354	305
St. Louis*	10	6	0	.625	540	471
Carolina	7	9	0	.438	310	310
San Francisco	6	10	0	.375	388	422
Atlanta	4	12	0	.250	252	413

2001 REVIEW (9-7)

Date	W/L	Score	Opponents	Att	Scoring	TD	Ru	Pa	Rt	PAT	FG	S	Pts
09/09	W	9-6	at Cleveland	72,318	Alexander	16	14	2	0	0	0	0	96
09/23	L	27-3	Philadelphia	62,826	Lindell	0	0	0	0	33/33	20/32	0	93
09/30	L	38-14	at Oakland	54,629	Jackson	8	0	8	0	0	0	0	48
10/07	W	24-15	Jacksonville	54,524	Mili	2	0	2	0	0	0	0	12
10/14	W	34-21	Denver	61,837	8 w/ one	8	1	3	4	0	0	0	48
10/21			BYE		SEA	34	15	15	4	33/33	20/32	1	301
10/28	L	24-20	Miami	59,108	OPP	34	9	20	5	31/31	29/36	0	324
11/04	L	27-14	at Washington	82,352	2-Point PATs: Fauria 1-1. SEA 1-1. OPP 1-3.								
11/11	W	34-27	Oakland	67,231									
11/18	W	23-20	at Buffalo	60,836	Rushing								
11/25	L	19-7	at Kansas City	77,357	Alexander	309	1318	4.3	88t	14			
12/02	W	13-10	San Diego (OT)	55,466	Watters	72	318	4.4	40	1			
12/09	L	20-7	at Denver	74,524	Hasselbeck	40	141	3.5	17	0			
12/16	W	29-3	Dallas	63,366	Strong	17	55	3.2	12	0			
12/23	L	27-24	at N.Y. Giants	78,119	Graham	12	43	3.6	19	0			
12/30	W	25-22	at San Diego	51,412	SEA	469	1936	4.1	88t	15			
01/06	W	21-18	Kansas City	58,460	OPP	427	1721	4.0	57	9			

Team Statistics	Sea	Opp
TOTAL FIRST DOWNS	274	300
Rushing	107	91
Passing	141	186
Penalty	26	23
3rd Down: Made/Att.	77/213	92/223
3rd Down Pct.	36.2	41.3
4th Down: Made/Att.	8/17	6/11
4th Down Pct.	47.1	54.5
POSSESSION AVG.	29:51	30:09
TOTAL NET YARDS	4772	5206
Avg. Per Game	298.3	325.4
Total Plays	980	1028
Avg. Per Play	4.9	5.1
NET YARDS RUSHING	1936	1721
Avg. Per Game	121.0	107.6
Total Rushes	469	427
NET YARDS PASSING	2836	3485
Avg. Per Game	177.3	217.8
Sacked/Yards Lost	49/328	38/248
Gross Yards	3164	3733
Att./Completions	462/258	563/339
Completion Pct.	55.8	60.2
Had Intercepted	12	14
PUNTS/AVERAGE	86/43.4	76/42.3
Net Punting Avg.	36.4	36.1
PENALTIES/YARDS	66/579	101/805
FUMBLES/LOST	24/9	28/13
TOUCHDOWNS	34	34
Rushing	15	9
Passing	15	20
Defensive	4	3
Returns	0	2
FIELD GOALS	20/32	29/36
TOTAL POINTS	301	324

By Quarters	1	2	3	4	OT	Tot
SEA	64	107	75	52	3	301
OPP	53	123	74	74	0	324

Receiving	No	Yds	Avg	LG	TD
Jackson	70	1081	15.4	64	8
Alexander	44	343	7.8	28t	2
Robinson	39	536	13.7	42	1
Engram	29	400	13.8	31	0
Fauria	21	188	9.0	30	1
Strong	17	141	8.3	35	0
J. Williams	12	212	17.7	49	1
SEA	258	3164	12.3	64	15
OPP	339	3733	11.0	65	20

Punting	No	Yds	Avg	Net	TB	I20	LG	B
Feagles	85	3730	43.9	36.4	7	26	68	1
SEA	86	3730	43.4	36.4	7	26	68	1
OPP	76	3212	42.3	36.1	6	25	64	1

Punt Returns	No	FC	Yds	Avg	LG	TD
Rogers	25	10	244	9.8	34	0
SEA	33	14	352	10.7	34	0
OPP	43	11	462	10.7	86t	1

Interceptions	No	Yds	Avg	LG	TD
W. Williams	4	24	6.0	24	0
Tongue	3	67	22.3	55t	1
Charlton	2	43	21.5	38t	1
Robertson	2	30	15.0	25	0
Kacyvenski	1	22	22.0	22	0
Lucas	1	0	0.0	0	0
Springs	1	0	0.0	0	0
SEA	14	186	13.3	55t	2
OPP	12	36	3.0	10	0

Kickoff Returns	No	Yds	Avg	LG	TD
Rogers	50	1120	22.4	64	0
SEA	72	1496	20.8	64	0
OPP	64	1273	19.9	90t	1

Field Goals	1-19	20-29	30-39	40-49	50+
Lindell	0/0	7/8	4/5	6/14	3/5
SEA	0/0	7/8	4/5	6/14	3/5
OPP	0/0	12/12	7/8	9/12	1/4

Passing	Att	Cmp	Yds	Cmp%	Yds/Att	TD	TD%	Int	Int%	LG	Sacked	Rating
Hasselbeck	321	176	2023	54.8	6.30	7	2.2	8	2.5	64	38/251	70.9
Dilfer	122	73	1014	59.8	8.31	7	5.7	4	3.3	54	10/72	92.0
Huard	17	9	127	52.9	7.47	1	5.9	0	0.0	44	1/5	96.9
Feagles	2	0	0	0.0	0.00	0	0.0	0	0.0	0	0/0	39.6
SEA	462	258	3164	55.8	6.85	15	3.2	12	2.6	64	49/328	77.2
OPP	563	339	3733	60.2	6.63	20	3.6	14	2.5	65	38/248	81.4

DEFENSIVE STATISTICS

Player	T	S	A	Sac	Int	PD	FF	FR
Simmons	123	103	20	2.0	0	7	1	0
C. Brown	106	80	26	8.5	0	7	2	1
Kirkland	101	80	21	1.0	0	4	1	0
Tongue	72	53	19	1.0	3	7	1	1
W. Williams	68	57	11	0.0	4	16	1	1
Robertson	63	48	15	0.0	2	3	0	0
Eaton	55	42	13	1.0	0	2	1	0

Record (finish): 9-7 (2nd, AFC West)

Head Coach: Mike Holmgren (24-24, .500)

Assistants: Gil Haskell (Off. Coord.), Steve Sidwell (Def. Coord.), Larry Brooks (DL), Jerry Colquitt (Off. Quality Control), Nolan Cromwell (WRs), Ken Flajole (LBs), Johnny Holland (Asst. Special Teams/Stength & Cond.), Kent Johnston (Strength & Cond.), Jim Lind (TEs), Clayton Lopez (Def. Quality Control/DBs), Tom Lovat (Asst. Head Coach/OL), Mark Michaels (Asst. Special Teams), Stump Mitchell (RBs), Pete Rodriguez (Special Teams), Rod Springer (Asst. Strength & Cond.), Jim Zorn (OBs)

Captains: LB Chad Brown, QB Matt Hasselbeck, LB Levon Kirkland, FS Marcus Robertson, C Robbie Tobeck, RB Ricky Watters

Largert Award: FB Mack Strong

Pro Bowl: T Walter Jones (2), DT John Randle

OFFENSE

Pos.	Starts	
WR	Koren Robinson*	13
LT	Walter Jones	16
LG	Steve Hutchinson	16
C	Robbie Tobeck	16
RG	Chris Gray	16
RT	Todd Weiner	13
TE	Christian Fauria	11
	Itula Mili	5
WR	Darrell Jackson	16
	Bobby Engram	4
QB	Matt Hasselbeck	12
	Trent Dilfer	4
RB	Shaun Alexander	12
	Ricky Watters	4
FB	Mack Strong	13

DEFENSE

LE	Michael Sinclair	16
LT	Chad Eaton	16
RT	John Randle	14
RE	Lamar King	8
	John Hilliard	8
OLB	Chad Brown	16
MLB	Levon Kirkland	16
OLB	Anthony Simmons	16
LCB	Ken Lucas	8
	Shawn Springs	7
RCB	Willie Williams	14
SS	Reggie Tongue	16
FS	Marcus Robertson	12

SPECIAL TEAMS

K	Rian Lindell	16
P	Jeff Feagles	16

* Rookie or first-year player

AFC

EASTERN	W	L	T	Pct.	Pts.	Opp.
New England	11	5	0	.688	371	272
Miami*	11	5	0	.688	344	290
N.Y. Jets*	10	6	0	.625	308	295
Indianapolis	6	10	0	.375	413	486
Buffalo	3	13	0	.188	265	420

CENTRAL	W	L	T	Pct.	Pts.	Opp.
Pittsburgh	13	3	0	.812	352	212
Baltimore*	10	6	0	.600	303	265
Cleveland	7	9	0	.438	285	319
Tennessee	7	9	0	.438	336	388
Cincinnati	6	10	0	.375	294	286
Jacksonville	6	10	0	.375	226	309

WESTERN	W	L	T	Pct.	Pts.	Opp.
Oakland	10	6	0	.625	399	327
Seattle	9	7	0	.562	301	324
Denver	8	8	0	.500	340	339
Kansas City	6	10	0	.375	320	344
San Diego	5	11	0	.313	332	321

* Wild Card team

NFC

EASTERN	W	L	T	Pct.	Pts.	Opp.
Philadelphia	11	5	0	.688	343	208
Washington	8	8	0	.500	256	303
Arizona	7	9	0	.438	294	321
N.Y. Giants	7	9	0	.438	295	343
Dallas	5	11	0	.313	246	338

CENTRAL	W	L	T	Pct.	Pts.	Opp.
Chicago	13	3	0	.812	338	203
Green Bay*	12	4	0	.750	390	266
Tampa Bay*	9	7	0	.563	324	280
Minnesota	5	11	0	.313	290	390
Detroit	2	14	0	.125	270	424

WESTERN	W	L	T	Pct.	Pts.	Opp.
St. Louis	14	2	0	.875	503	273
San Francisco*	12	4	0	.750	409	282
New Orleans	7	9	0	.438	333	409
Atlanta	7	9	0	.438	291	377
Carolina	1	15	0	.062	253	410

2002 REVIEW (7-9)

Date	W/L	Score	Opponents	Att	Scoring	TD	Ru	Pa	Rt	PAT	FG	S	Pts
09/08	L	31-17	at Oakland	53,260	Alexander	18	16	2	0	0	0	0	108
09/15	L	24-13	Arizona	63,104	Lindell	0	0	0	0	38/38	23/29	0	107
09/22	L	9-6	at N.Y. Giants	78,551	Robinson	5	0	5	0	0	0	0	30
09/29	W	48-23	Minnesota	65,212	Jackson	4	0	4	0	0	0	0	24
10/6			BYE		Stevens	3	0	3	0	0	0	0	18
10/14	L	28-21	San Francisco	66,420	SEA	41	17	19	5	38/38	23/29	0	355
10/20	L	37-20	at St. Louis	65,931	OPP	43	18	21	4	39/39	22/26	0	369
10/27	W	17-14	at Dallas	63,854	2-Point PATs: SEA 1-2. OPP 3-4.								
11/03	L	14-3	Washington	64,325	Rushing								
11/10	W	27-6	at Arizona	29,252	Alexander	295	1175	4.0	58t	16			
11/17	L	31-9	Denver	65,495	Hasselbeck	40	202	5.1	21	1			
11/24	W	39-32	Kansas City	56,250	Morris	32	153	4.8	24	0			
12/01	L	31-24	at San Francisco	67,594	Strong	23	94	4.1	9	0			
12/08	L	27-20	Philadelphia	59,862	Evans	17	53	3.1	8	0			
12/15	W	30-24	at Atlanta (OT)	69,551	Robinson	8	56	7.0	20	0			
12/22	W	30-10	St. Louis	63,953	SEA	430	1740	4.0	58t	17			
12/29	W	31-28	at San Diego (OT)	52,159	OPP	500	2441	4.9	58t	18			

Team Statistics		Sea	Opp	Receiving		No	Yds	Avg	LG	TD			
TOTAL FIRST DOWNS		347	356	Robinson	78	1240	15.9	83	5				
Rushing		104	140	Jackson	62	877	14.1	48	4				
Passing		208	191	Alexander	59	460	7.8	80t	2				
Penalty		35	25	Ingram	50	619	12.4	38	0				
3rd Down: Made/Att.	93/216	100/215		Mili	43	508	11.8	49	2				
3rd Down Pct.	43.1	46.5		Stevens	26	252	9.7	29	3				
4th Down: Made/Att.	6/21	6/13		Strong	22	120	5.5	12	2				
4th Down Pct.	28.6	46.2		SEA	361	4257	11.8	83	19				
POSSESSION AVG.	28:55	31:05		OPP	321	3596	11.2	64t	21				
TOTAL NET YARDS	5818	5852		Punting		No	Yds	Avg	Net	TB	I20	LG	B
Avg. Per Game	363.6	365.8		Feagles	61	2542	41.7	37.0	4	22	58	0	
Total Plays	1050	1083		SEA	61	2542	41.7	37.0	4	22	58	0	
Avg. Per Play	5.5	5.4		OPP	65	2538	39.0	33.0	7	20	59	0	
NET YARDS RUSHING	1740	2441		Punt Returns		No	FC	Yds	Avg	LG	TD		
Avg. Per Game	108.8	152.6		Ingram	21	23	224	10.7	61t	1			
Total Rushes	430	500		SEA	25	23	256	10.2	61t	1			
NET YARDS PASSING	4078	3411		OPP	17	19	202	11.9	89t	1			
Avg. Per Game	254.9	213.2		Interceptions		No	Yds	Avg	LG	TD			
Sacked/Yards Lost	33/179	28/185		Tongue	5	118	23.6	46t	1				
Gross Yards	4257	3596		Lucas	3	67	22.3	40	0				
Att./Completions	587/361	555/321		Springs	3	0	0.0	0	0				
Completion Pct.	61.5	57.8		Simmons	2	19	9.5	15	0				
Had Intercepted	16	19		6 players with	1								
PUNTS/AVERAGE	61/41.7	65/39.0		SEA	19	245	12.9	46t	1				
Net Punting Avg.	37.0	33.0		OPP	16	119	7.4	22t	1				
PENALTIES/YARDS	100/792	99/816		Kickoff Returns		No	Yds	Avg	LG	TD			
FUMBLES/LOST	23/12	22/11		Morris	34	821	24.1	97t	1				
TOUCHDOWNS	41	43		J. Williams	21	354	16.9	46	0				
Rushing	17	18		SEA	74	1533	20.7	97t	1				
Passing	19	21		OPP	73	1591	21.8	95t	2				
Defensive	3	1		Field Goals		1-19	20-29	30-39	40-49	50+			
Returns	2	3		Lindell	1/1	9/9	8/10	4/5	1/4				
FIELD GOALS	23/29	22/26		SEA	1/1	9/9	8/10	4/5	1/4				
TOTAL POINTS	355	369		OPP	0/0	9/9	6/8	7/9	0/0				

Passing	Att	Cmp	Yds	Cmp%	Yds/Att	TD	TD%	Int	Int%	LG	Sacked	Rating
Hasselbeck	419	267	3075	63.7	7.34	15	3.6	10	2.4	49	26/143	87.8
Dilfer	168	94	1182	56.0	7.04	4	2.4	6	3.6	83	7/36	71.1
SEA	587	361	4257	61.5	7.25	19	3.2	16	2.7	83	33/179	83.0
OPP	555	321	3596	57.8	6.48	21	3.8	19	3.4	64t	28/185	75.6

DEFENSIVE STATISTICS

Player	T	S	A	Sac	Int	PD	FF	FR
Tongue	93	68	25	0	5	10	0	1
Robertson	89	67	22	0	0	4	0	2
Lucas	82	71	11	0	3	12	1	0
Bell	74	63	11	1.0	0	5	2	2
Eaton	73	48	25	1.0	0	3	0	2
Kacyvenski	71	51	20	0	1	1	0	0
Springs	59	54	5	0	3	11	0	1

Record (finish): 7-9 (3rd, NFC West)

Head Coach: Mike Holmgren (31-33, .484)

Assistants: Gil Haskell (Off. Coord.), Steve Sidwell (Def. Coord.), Larry Brooks (DL), Jerry Colquitt (Off. Quality Control), Nolan Cromwell (WRs), Ken Flajole (LBs), Johnny Holland (LBs), Kent Johnston (Strength & Cond.), Bill Laveroni (Asst. OL), Jim Lind (TEs), Clayton Lopez (Def. Quality Control/DBs), Tom Lovat (Asst. Head Coach/OL), Mark Michaels (Asst. Special Teams), Stump Mitchell (RBs), Pete Rodriguez (Special Teams), Rod Springer (Asst. Strength & Cond.), Jim Zorn (QBs)

Captains: LB Chad Brown, QB Matt Hasselbeck, LB Levon Kirkland, S Marcus Robertson, C Robbie Tobeck, RB Ricky Watters

Largest Award: FB Mack Strong

Pro Bowl: T Walter Jones (3)

OFFENSE

Pos.		Starts
WR	Koren Robinson	16
LT	Walter Jones	14
LG	Chris Gray (4 @ RG)	12
	Steve Hutchinson	4
C	Robbie Tobeck	16
RG	Floyd Wedderburn	10
RT	Floyd Womack (2 @ LT)	8
	Chris Terry	5
TE	Itula Mili	12
WR	Darrell Jackson	13
QB	Matt Hasselbeck	10
	Trent Dilfer	6
RB	Shaun Alexander	16
FB	Mack Strong	12

DEFENSE

LE	Lamar King	12
LT	Chad Eaton	16
RT	John Randle	12
RE	Antonio Cochran	16
OLB	Chad Brown	8
	Tim Terry	8
MLB	Isaiah Kacyvenski	9
	Orlando Huff	7
OLB	Marcus Bell	9
	Anthony Simmons	7
LCB	Shawn Springs	15
RCB	Ken Lucas	16
SS	Reggie Tongue	16
FS	Marcus Robertson	15

SPECIAL TEAMS

K	Rian Lindell	16
P	Jeff Feagles	16

AFC

EAST	W	L	T	Pct.	Pts.	Opp.
N.Y. Jets	9	7	0	.563	359	336
New England	9	7	0	.563	381	346
Miami	9	7	0	.563	378	301
Buffalo	8	8	0	.500	379	397

NORTH	W	L	T	Pct.	Pts.	Opp.
Pittsburgh	10	5	1	.656	390	345
Cleveland*	9	7	0	.563	344	320
Baltimore	7	9	0	.438	316	354
Cincinnati	2	14	0	.125	279	456

SOUTH	W	L	T	Pct.	Pts.	Opp.
Tennessee	11	5	0	.688	367	324
Indianapolis*	10	6	0	.625	349	313
Jacksonville	6	10	0	.375	328	315
Houston	4	12	0	.250	213	356

WEST	W	L	T	Pct.	Pts.	Opp.
Oakland	11	5	0	.688	450	304
Denver	9	7	0	.563	392	344
San Diego	8	8	0	.500	333	367
Kansas City	8	8	0	.500	467	399

* Wild Card team

NFC

EAST	W	L	T	Pct.	Pts.	Opp.
Philadelphia	12	4	0	.750	415	241
N.Y. Giants*	10	6	0	.625	320	279
Washington	7	9	0	.438	307	365
Dallas	5	11	0	.313	217	329

NORTH	W	L	T	Pct.	Pts.	Opp.
Green Bay	12	4	0	.750	398	328
Minnesota	6	10	0	.375	390	442
Chicago	4	12	0	.250	281	379
Detroit	3	13	0	.188	306	451

SOUTH	W	L	T	Pct.	Pts.	Opp.
Tampa Bay	12	4	0	.750	346	196
Atlanta*	9	6	1	.594	402	314
New Orleans	9	7	0	.563	432	388
Carolina	7	9	0	.438	258	302

WEST	W	L	T	Pct.	Pts.	Opp.
San Francisco	10	6	0	.625	367	351
St. Louis	7	9	0	.438	316	369
Seattle	7	9	0	.438	355	369
Arizona	5	11	0	.313	262	417

2003 REVIEW (10-6; 0-1 PLAYOFFS)

Date	W/L	Score	Opponents	Att	Scoring	TD	Ru	Pa	Rt	PAT	FG	S	Pts
09/07	W	27-10	New Orleans	52,250	J. Brown	0	0	0	0	48/48	22/30	0	114
09/14	W	38-0	at Arizona	23,127	Alexander	16	14	2	0	0	0	0	96
09/21	W	24-23	St. Louis	65,841	Jackson	9	0	9	0	0	0	0	54
10/05	L	35-13	at Green Bay	70,365	Engram	7	0	6	1	0	0	0	42
10/12	W	20-19	San Francisco	66,437	K. Robinson	5	0	4	1	0	0	0	30
10/19	W	24-17	Chicago	65,671	Mili	4	0	4	0	0	0	0	24
10/26	L	27-24	at Cincinnati	52,131	SEA	48	17	27	4	48/48	22/30	1	404
11/02	W	23-16	Pittsburgh	66,507	OPP	36	9	24	3	34/35	25/31	0	327
11/09	L	27-20	at Washington	80,728	2-Point PATs: SEA 0-0. OPP 1-1.								
11/16	W	35-14	Detroit	65,865	Rushing								
11/23	L	44-41	at Baltimore (OT)	69,477	Alexander	326	1435	4.4	55	14			
11/30	W	34-7	Cleveland	64,680	Morris	38	239	6.3	43	0			
12/07	L	34-7	at Minnesota	63,968	Strong	37	174	4.7	21t	1			
12/14	L	27-22	at St. Louis	66,152	Hasselbeck	36	125	3.5	18	2			
12/21	W	28-10	Arizona	64,899	H. Evans	7	24	3.4	8	0			
12/27	W	24-17	at San Francisco	67,840	K. Robinson	4	15	3.8	16	0			

POSTSEASON

01/04	L	33-27	at Green Bay (OT)	71,457								
					(NFC Wild Card Game)							

Team Statistics	Sea	Opp
TOTAL FIRST DOWNS	338	304
Rushing	121	93
Passing	190	183
Penalty	27	28
3rd Down: Made/Att.	96/205	99/235
3rd Down Pct.	46.8	42.1
4th Down: Made/Att.	2/7	7/18
4th Down Pct.	28.6	38.9
POSSESSION AVG.	28:33	31:27
TOTAL NET YARDS	5627	5239
Avg. Per Game	351.7	327.4
Total Plays	1017	1069
Avg. Per Play	5.5	4.9
NET YARDS RUSHING	2009	1759
Avg. Per Game	125.6	109.9
Total Rushes	453	456
NET YARDS PASSING	3618	3480
Avg. Per Game	226.1	217.5
Sacked/Yards Lost	43/254	40/248
Gross Yards	3872	3728
Att./Completions	521/317	573/343
Completion Pct.	60.8	59.9
Had Intercepted	16	16
PUNTS/AVERAGE	69/40.0	76/39.8
NET PUNTING AVG.	37.1	34.1
PENALTIES/YARDS	91/777	105/825
FUMBLES/BALL LOST	23/13	25/12
TOUCHDOWNS	48	36
Rushing	17	9
Passing	27	24
Defensive	0	0
Returns	4	3
FIELD GOALS	22/30	25/31
TOTAL POINTS	404	327

By Quarters	1	2	3	4	OT	Tot
SEA	89	166	67	82	0	404
OPP	51	104	73	96	3	327

Receiving	No	Yds	Avg	LG	TD
Jackson	68	1137	16.7	80t	9
K. Robinson	65	896	13.8	38t	4
Engram	52	637	12.3	34t	6
Mili	46	492	10.7	46t	4
Alexander	42	295	7.0	22	2
Strong	29	216	7.4	32	0
Stevens	6	72	12.0	26	0
SEA	317	3872	12.2	80t	27
OPP	343	3728	10.9	72t	24

Punting	No	Yds	Avg	Net	TB	I20	LG	B
Rouen	67	2762	41.2	37.1	3	29	61	2
SEA	69	2762	40.0	37.1	3	29	61	2
OPP	76	3028	39.8	34.1	6	19	64	1

Punt Returns	No	FC	Yds	Avg	LG	TD
Engram	31	22	320	10.3	83t	1
SEA	34	22	320	9.4	83t	1
OPP	29	22	140	4.8	19	0

Interceptions	No	Yds	Avg	LG	TD
Tongue	4	11	2.8	10	0
Simmons	3	38	12.7	33	0
Trufant	2	21	10.5	15	0
7 players with	1				
SEA	16	157	9.8	33	0
OPP	16	164	10.3	80t	1

Kickoff Returns	No	Yds	Avg	LG	TD
Morris	47	1007	21.4	56	0
Carter	8	185	23.1	33	0
Strong	3	60	20.0	27	0
SEA	64	1336	20.9	56	0
OPP	79	1626	20.6	52	0

Field Goals	1-19	20-29	30-39	40-49	50+
J. Brown	0/0	5/5	10/11	6/11	1/3
SEA	0/0	5/5	10/11	6/11	1/3
OPP	0/0	5/6	12/15	7/8	1/2

Passing	Att	Cmp	Yds	Cmp%	Yds/Att	TD	TD%	Int	Int%	LG	Sacked	Rating
Hasselbeck	513	313	3841	61.0	7.49	26	5.1	15	2.9	80t	42/246	88.8
Dilfer	8	4	31	50.0	3.88	1	12.5	1	12.5%	14	1/8	59.9
TEAM	521	317	3872	60.8	7.43	27	5.2	16	3.1	80t	43/254	88.2
OPP	573	343	3728	59.9	6.51	24	4.2	16	2.8	72t	40/248	81.4

DEFENSIVE STATISTICS

Player	T	S	A	QB	Int	PD	FF	FR
Simmons	100	80	20	3.0	3	8	1	1
Hamlin	96	76	20	0.0	1	10	2	1
Brown	86	74	12	7.0	1	3	1	2
Trufant	78	69	9	0.0	2	20	0	1
Tongue	63	50	13	2.0	4	8	2	0
Lucas	62	52	10	0.0	1	12	1	1
Godfrey	59	45	14	0.0	1	4	1	1t

Record (finish): 10-6 (2nd, NFC West)

Head Coach: Mike Holmgren (41-39, .513)

Assistants: Gil Haskell (Off. Coord.), Ray Rhodes (Def. Coord.), Teryl Austin (DBs), Dwaine Board (DL), Nolan Cromwell (WRs), Bill Gillespie (Strength & Cond. Asst.), Kent Johnston (Strength & Cond.), Darren Krein (Strength & Cond. Asst.), Bill Laveroni (Asst. OL), Jim Lind (TEs), Clayton Lopez (Def. Asst./Secondary), Tom Lovat (Asst. Head Coach/OL), John Marshall (LBs), Mark Michaels (Asst. Special Teams), Stump Mitchell (RBs), Gary Reynolds (Off. Asst./Quality Control), Pete Rodriguez (Special Teams Coord.), Zerick Rollins (DL/Quality Control), Jim Zorn (QBs)

Captains: WR Alex Bannister, QB Matt Hasselbeck, DT John Randle

Largent Award: QB Trent Dilfer

Pro Bowl: RB Shaun Alexander (1), ST Alex Bannister (1), QB Matt Hasselbeck (1), G Steve Hutchinson (1), T Walter Jones (4)

OFFENSE

Pos.	Starts
WR	16
	15
	7
LT	16
LG	16
C	16
RG	16
RT	10
	4
TE	12
QB	16
RB	15
FB	9

DEFENSE

LE	7
	6
LT	12
RT	9
	6
RE	16
OLB	13
MLB	14
OLB	14
LCB	8
RCB	16
SS	14
FS	14

SPECIAL TEAMS

K	16
P	16

* Rookie or first-year player

AFC

EAST	W	L	T	Pct.	Pts.	Opp.
New England	14	2	0	.875	348	238
Miami	10	6	0	.625	311	261
Buffalo	6	10	0	.375	243	279
N.Y. Jets	6	10	0	.375	283	299
NORTH	W	L	T	Pct.	Pts.	Opp.
Baltimore	10	6	0	.625	391	281
Cincinnati	8	8	0	.500	346	384
Pittsburgh	6	10	0	.375	300	327
Cleveland	5	11	0	.313	254	322
SOUTH	W	L	T	Pct.	Pts.	Opp.
Indianapolis	12	4	0	.750	447	336
Tennessee*	12	4	0	.750	435	324
Jacksonville	5	11	0	.313	276	331
Houston	5	11	0	.313	255	380
WEST	W	L	T	Pct.	Pts.	Opp.
Kansas City	13	3	0	.812	484	332
Denver*	10	6	0	.625	381	301
Oakland	4	12	0	.250	270	379
San Diego	4	12	0	.250	313	441

* Wild Card team

NFC

EAST	W	L	T	Pct.	Pts.	Opp.
Philadelphia	12	4	0	.750	374	287
Dallas*	10	6	0	.625	289	260
Washington	5	11	0	.312	287	372
N.Y. Giants	4	12	0	.250	243	387
NORTH	W	L	T	Pct.	Pts.	Opp.
Green Bay	10	6	0	.625	442	307
Minnesota	9	7	0	.563	416	353
Chicago	7	9	0	.438	283	346
Detroit	5	11	0	.313	270	379
SOUTH	W	L	T	Pct.	Pts.	Opp.
Carolina	11	5	0	.688	325	304
New Orleans	8	8	0	.500	340	326
Tampa Bay	7	9	0	.438	301	264
Atlanta	5	11	0	.313	299	422
WEST	W	L	T	Pct.	Pts.	Opp.
St. Louis	12	4	0	.750	447	328
Seattle*	10	6	0	.625	404	327
San Francisco	7	9	0	.438	384	337
Arizona	4	12	0	.250	225	452

2004 REVIEW (9-7; 0-1 PLAYOFFS)

Date	W/L	Score	Opponents	Att	Scoring	TD	Ru	Pa	Rt	PAT	FG	S	Pts
09/12	W	21-7	at New Orleans	64,900	Alexander	20	16	4	0	0	0	0	120
09/19	W	10-6	at Tampa Bay	65,089	J. Brown	0	0	0	0	40/40	23/25	0	109
09/26	W	34-0	San Francisco	66,709	Jackson	7	0	7	0	0	0	0	44
10/03			BYE		Stevens	3	0	3	0	0	0	0	20
10/10	L	33-27	St. Louis (OT)	66,940	Rice	3	0	3	0	0	0	0	18
10/17	L	30-20	at New England	68,756	Engram	2	0	2	0	0	0	0	12
10/24	L	25-17	at Arizona	35,695	SEA	43	17	23	3	40/40	23/25	0	371
10/31	W	23-17	Carolina	66,214	OPP	42	17	24	1	38/39	27/32	1	373
11/07	W	42-27	at San Francisco	64,423	2-Point Conversions: SEA 2-3, OPP 0-2.								
11/14	L	23-12	at St. Louis	66,044									
11/21	W	24-17	Miami	66,644									
11/28	L	38-9	Buffalo	66,271									
12/06	L	43-39	Dallas	68,093									
12/12	W	27-23	at Minnesota	64,110									
12/19	L	37-14	at New York Jets	77,894									
12/26	W	24-21	Arizona	65,825									
01/02	W	28-26	Atlanta	66,740									

POSTSEASON

01/08	L	27-20	St. Louis (NFC Wild Card Game)	65,397									
-------	---	-------	-----------------------------------	--------	--	--	--	--	--	--	--	--	--

Team Statistics

	Sea	Opp
TOTAL FIRST DOWNS	320	311
Rushing	110	102
Passing	189	191
Penalty	21	18
3rd Down: Made/Att.	76/210	97/229
3rd Down Pct.	36.2	42.4
4th Down: Made/Att.	6/11	6/9
4th Down Pct.	54.5	66.7
POSSESSION AVG.	29:00	31:00
TOTAL NET YARDS	5634	5620
Avg. Per Game	352.1	351.3
Total Plays	1034	1047
Avg. Per Play	5.4	5.4
NET YARDS RUSHING	2095	2031
Avg. Per Game	130.9	126.9
Total Rushes	468	452
NET YARDS PASSING	3539	3589
Avg. Per Game	221.2	224.3
Sacked/Yards Lost	34/176	36/218
Gross Yards	3715	3807
Att./Completions	532/304	559/340
Completion Pct.	57.1	60.8
Had Intercepted	18	23
PUNTS/AVERAGE	79/38.4	74/41.8
NET PUNTING AVG.	34.3	37.3
PENALTIES/YARDS	79/669	91/747
FUMBLES/BALL LOST	19/9	25/12
TOUCHDOWNS	43	42
Rushing	17	17
Passing	23	24
Defensive	3	1
Returns	0	0
FIELD GOALS	23/25	27/32
TOTAL POINTS	371	373

By Quarters	1	2	3	4	OT	Tot
SEA	86	129	70	86	0	371
OPP	89	113	52	113	6	373

Rushing	Att	Yds	Avg	LG	TD
Alexander	353	1696	4.8	44	16
Strong	36	131	3.6	11	0
Morris	30	126	4.2	12	0
Hasselbeck	27	90	3.3	19	1
SEA	468	2095	4.5	44	17
OPP	452	2031	4.5	53	17

Receiving

	No	Yds	Avg	LG	TD
Jackson	87	1199	13.8	56t	7
Engram	36	499	13.9	60	2
Robinson	31	495	16.0	33	2
Stevens	31	349	11.3	32	3
Rice TM	25	362	14.5	56	3
Mili	23	240	10.4	20	1
Alexander	23	170	7.4	24	4
SEA	304	3715	12.2	60	23
OPP	340	3807	11.2	63	24

Punting

	No	Yds	Avg	Net	TB	I20	LG	B
Jones	26	988	38.0	32.2	2	6	51	1
SEA	79	3036	38.4	34.3	4	20	60	2
OPP	74	3091	41.8	37.3	5	31	60	0

Punt Returns

	No	FC	Yds	Avg	LG	TD
Morris	15	4	75	5.0	22	0
Engram	10	19	118	11.8	48	0
SEA	30	26	230	7.7	48	0
OPP	33	21	244	7.4	39	0

Interceptions

	No	Yds	Avg	LG	TD
Lucas	6	46	7.7	25	1
Trufant	5	141	28.2	58	0
Boulware	5	69	13.8	63t	1
Hamlin	4	48	12.0	24	0
SEA	23	337	14.7	63t	3
OPP	18	158	8.8	48t	1

Kickoff Returns

	No	Yds	Avg	LG	TD
Morris	47	994	21.1	34	0
Carter	21	448	21.3	36	0
SEA	74	1529	20.7	36	0
OPP	77	1677	21.8	51	0

Field Goals

	1-19	20-29	30-39	40-49	50+
J. Brown	1/1	7/7	8/9	6/7	1/1
SEA	1/1	7/7	8/9	6/7	1/1
OPP	0/0	6/6	12/15	6/7	3/4

Passing	Att	Cmp	Yds	Cmp%	Yds/Att	TD	TD%	Int	Int%	LG	Sacked	Rating
Hasselbeck	474	279	3382	58.9	7.14	22	4.6	15	3.2	60	30/155	83.1
Dilfer	58	25	333	43.1	5.74	1	1.7	3	5.2	56	4/21	46.1
TEAM	532	304	3715	57.1	6.98	23	4.3	18	3.4	60	34/176	79.1
OPP	559	340	3807	60.8	6.81	24	4.3	23	4.1	63	36/218	78.3

DEFENSIVE STATISTICS

Player	T	S	A	QB	Int	PD	FF	FR
Trufant	93	83	10	1.0	5	20	0	0
Kacyvenski	81	62	19	1.0	0	0	1	0
Hamlin	79	63	16	2.0	4	9	1	1
Bierria	69	47	22	0.0	1	5	1	0
Lucas	67	60	7	0.0	6	21	0	1
Okeafor	53	41	12	8.5	0	0	5	0
Boulware	53	40	13	1.0	5	6	1	0

Record (finish): 9-7 (1st, NFC West)

Head Coach: Mike Holmgren (50-46, .521)

Assistants: Gil Haskell (Off. Coord.), Ray Rhodes (Def. Coord.), Teryl Austin (DBs), Dwaine Board (DL), Mike Clark (Strength & Cond.), Nolan Cromwell (WRs), Bill Gillespie (Strength & Cond. Asst.), Darren Krein (Strength & Cond. Asst.), Bill Laveroni (OL), Jim Lind (TEs), John Marshall (LBs), Mark Michaels (Special Teams), Stump Mitchell (RBs), Gary Reynolds (Off. Asst./Quality Control), Zerick Rollins (DL/Quality Control), Jim Zorn (QB)

Captains: WR Alex Bannister, QB Matt Hasselbeck, LB Anthony Simmons

Largest Award: FB Mack Strong

Pro Bowl: RB Shaun Alexander (2), G Steve Hutchinson (2), T Walter Jones (5)

OFFENSE

Pos.	Player	Starts
WR	Darrell Jackson	16
	Jerry Rice	9
	Koren Robinson	8
	Bobby Engram	7
	Walter Jones	16
LT	Steve Hutchinson	16
	Robbie Tobeck	16
C	Chris Gray	16
	Chris Terry	8
TE	Floyd Womack	8
	Jerramy Stevens	5
	Itula Mili	4
QB	Matt Hasselbeck	14
	Trent Dilfer	2
RB	Shaun Alexander	16
	Mack Strong	13
K	Josh Brown	16

DEFENSE

LE	Chike Okeafor	16
	Cedric Woodard	16
RT	Rashad Moore	12
	Grant Wistrom	9
OLB	Antonio Cochran	7
	Isaiah Kacyvenski	7
MLB	Anthony Simmons	7
	Orlando Huff	14
OLB	Chad Brown	7
	Isaiah Kacyvenski	6
LCB	Marcus Trufant	16
	Ken Lucas	16
SS	Terreal Bierria	12
	Michael Boulware	4
FS	Ken Hamlin	16

SPECIAL TEAMS

K	Josh Brown	16
	Donnie Jones	6
P	Ken Walter	6
	Tom Rouen	4

AFC

EAST	W	L	T	Pct.	Pts.	Opp.
New England	14	2	0	.875	437	260
N.Y. Jets*	10	6	0	.625	333	261
Buffalo	9	7	0	.563	395	284
Miami	4	12	0	.250	275	354
NORTH	W	L	T	Pct.	Pts.	Opp.
Pittsburgh	15	1	0	.938	372	251
Baltimore	9	7	0	.563	317	268
Cincinnati	8	8	0	.500	374	372
Cleveland	4	12	0	.250	276	390
SOUTH	W	L	T	Pct.	Pts.	Opp.
Indianapolis	12	4	0	.750	522	351
Jacksonville	9	7	0	.563	261	280
Houston	7	9	0	.438	309	339
Tennessee	5	11	0	.313	344	439
WEST	W	L	T	Pct.	Pts.	Opp.
San Diego	12	4	0	.750	446	313
Denver*	10	6	0	.625	381	304
Kansas City	7	9	0	.438	483	435
Oakland	5	11	0	.313	320	442

* Wild Card teams

NFC

EAST	W	L	T	Pct.	Pts.	Opp.
Philadelphia	13	3	0	.812	386	260
N.Y. Giants	6	10	0	.375	303	347
Dallas	6	10	0	.375	293	405
Washington	6	10	0	.375	240	265
NORTH	W	L	T	Pct.	Pts.	Opp.
Green Bay	10	6	0	.625	424	380
Minnesota*	8	8	0	.500	405	395
Detroit	6	10	0	.375	296	350
Chicago	5	11	0	.313	231	331
SOUTH	W	L	T	Pct.	Pts.	Opp.
Atlanta	11	5	0	.688	340	337
New Orleans	8	8	0	.500	348	405
Carolina	7	9	0	.438	355	339
Tampa Bay	5	11	0	.313	301	304
WEST	W	L	T	Pct.	Pts.	Opp.
Seattle	9	7	0	.563	371	373
St. Louis*	8	8	0	.500	319	392
Arizona	6	10	0	.375	284	322
San Francisco	2	14	0	.125	259	452

2005 REVIEW (13-3; 2-1 PLAYOFFS)

Date	W/L	Score	Opponents	Att	By Quarters	1	2	3	4	OT	Tot
09/11	L	26-14	at Jacksonville	65,204	SEA	93	148	121	87	3	452
09/18	W	21-18	Atlanta	66,030	OPP	44	80	83	61	3	271
09/25	W	37-12	Arizona	64,843							
10/02	L	20-17	at Washington (OT)	90,215							
10/09	W	37-31	at St. Louis	65,707							
10/16	W	42-10	Houston	66,196							
10/23	W	13-10	Dallas	67,046							
10/30			BYE								
11/06	W	33-19	at Arizona	43,542							
11/13	W	31-16	St. Louis	67,192							
11/20	W	27-25	at San Francisco	63,590							
11/27	W	24-21	N.Y. Giants (OT)	67,102							
12/05	W	42-0	at Philadelphia	67,637							
12/11	W	41-3	San Francisco	66,690							
12/18	W	28-24	at Tennessee	69,149							
12/24	W	28-13	Indianapolis	67,855							
01/01	L	23-17	at Green Bay	69,928							

POSTSEASON

01/14	W	20-10	Washington (NFC Divisional Playoff)	67,551							
01/22	W	34-14	Carolina (NFC Championship Game)	67,837							
02/05	L	21-10	Pittsburgh (Super Bowl XL)	68,206							

Team Statistics

	Sea	Opp								
TOTAL FIRST DOWNS	361	295								
Rushing	142	78								
Passing	192	194								
Penalty	27	23								
3rd Down: Made/Att.	76/192	89/234								
3rd Down Pct.	39.6	38.0								
4th Down: Made/Att.	7/8	12/19								
4th Down Pct.	87.5	63.2								
POSSESSION AVG.	29:17	30:43								
TOTAL NET YARDS	5915	5069								
Avg. Per Game	369.7	316.8								
Total Plays	1020	1041								
Avg. Per Play	5.8	4.9								
NET YARDS RUSHING	2457	1510								
Avg. Per Game	153.6	94.4								
Total Rushes	519	420								
NET YARDS PASSING	3458	3559								
Avg. Per Game	216.1	222.4								
Sacked/Yards Lost	27/174	50/302								
Gross Yards	3632	3861								
Att./Completions	474/307	571/331								
Completion Pct.	64.8	58.0								
Had Intercepted	10	16								
PUNTS/AVERAGE	80/41.0	77/40.1								
NET PUNTING AVG.	80/34.7	77/36.0								
PENALTIES/YARDS	94/846	123/909								
FUMBLES/BALL LOST	18/7	25/11								
TOUCHDOWNS	57	24								
Rushing	29	5								
Passing	25	18								
Defensive	3	0								
Returns	0	1								
FIELD GOALS	18/25	34/42								
TOTAL POINTS	452	271								

Scoring	TD	Ru	Pa	Rt	PAT	FG	S	Pts
Alexander	28	27	1	0	0	0	0	168
J. Brown	0	0	0	0	56/57	18/25	0	110
Jurevicius	10	0	10	0	0	0	0	60
Stevens	5	0	5	0	0	0	0	30
Engram	3	0	3	0	0	0	0	18
Jackson	3	0	3	0	0	0	0	18
SEA	57	29	25	3	56/57	18/25	0	452
OPP	24	5	18	1	21/21	34/42	0	271

2-Point Conversions: SEA 0-0, OPP 2-3.

Rushing	Att	Yds	Avg	LG	TD
Alexander	370	1880	5.1	88t	27
Morris	71	288	4.1	49	1
Hasselbeck	36	124	3.4	23	1
Weaver	17	80	4.7	24	0
Strong	17	78	4.6	16	0
SEA	519	2457	4.7	88t	29
OPP	420	1510	3.6	50	5

Receiving	No	Yds	Avg	LG	TD
Engram	67	778	11.6	56	3
Jurevicius	55	694	12.6	52	10
Stevens	45	554	12.3	35t	5
Jackson	38	482	12.7	48	3
Hackett	28	400	14.3	47	2
Strong	22	166	7.5	27	0
Alexander	15	78	5.2	9	1
SEA	307	3632	11.8	56	25
OPP	331	3861	11.7	63	18

Punting	No	Yds	Avg	Net	TB	I20	LG	B
Rouen	61	2539	41.6	35.0	20	7	62	0
SEA	80	3282	41.0	34.7	25	8	62	0
OPP	77	3091	40.1	36.0	23	7	67	0

Punt Returns	No	FC	Yds	Avg	LG	TD
Williams	24	22	139	5.8	24	0
SEA	31	23	177	5.7	24	0
OPP	41	16	343	8.4	44	0

Interceptions	No	Yds	Avg	LG	TD
Boulware	4	107	26.8	40	0
Babineaux	3	56	18.7	25	0
Tatupu	3	55	18.3	38t	1
Herndon	2	12	6.0	6	0
SEA	16	315	19.7	72t	2
OPP	10	93	9.3	33	0

Kickoff Returns	No	Yds	Avg	LG	TD
Scobey	59	1326	22.5	53	0
SEA	61	1347	22.1	53	0
OPP	82	1802	22.0	99t	1

Field Goals	1-19	20-29	30-39	40-49	50+
J. Brown	0/0	5/5	4/5	4/7	5/8
SEA	0/0	5/5	4/5	4/7	5/8
OPP	0/0	8/9	16/18	7/10	3/5

Passing	Att	Cmp	Yds	Cmp%	Yds/Att	TD	TD%	Int	Int%	LG	Sacked	Rating
Hasselbeck	449	294	3459	65.5	7.70	24	5.3	9	2.0	56	24/154	98.2
Wallace	25	13	173	52.0	6.92	1	4.0	1	4.0	42	3/20	70.9
SEA	474	307	3632	64.8	7.66	25	5.3	10	2.1	56	27/174	96.8
OPP	571	331	3861	58.0	6.76	18	3.2	16	2.8	63	50/302	77.4

DEFENSIVE STATISTICS

Player	T	S	A	QB	Int	PD	FF	FR
Tatupu	105	86	19	4.0	3	10	0	1
Boulware	73	58	15	2.0	4	9	1	0
Manuel	67	54	13	0.0	0	2	0	1
Hill	67	48	19	7.5	0	2	2	0
Trufant	64	55	9	1.0	1	14	1	0
Lewis	64	46	18	0.0	0	1	1	0
Babineaux	58	47	11	0.0	3	8	0	0

Record (finish): 13-3 (1st, NFC West)

Head Coach: Mike Holmgren (63-49, .563)

Assistants: Gil Haskell (Off. Coord.), Ray Rhodes (Def. Coord.), Teryl Austin (DBs), Dwaine Board (DL), Bob Casullo (Special Teams), Mike Clark (Strength & Cond.), Nolan Cromwell (WRs), Keith Gilbertson (Off. Consultant), John Jamison (Special Teams Assistant), Darren Krein (Strength & Cond. Asst.), Bill Laveroni (OL), Jim Lind (TEs), John Marshall (LBs), Stump Mitchell (RBs), Gary Reynolds (Offensive Asst./Quality Control), Zerick Rollins (DL/Quality Control), Jim Zorn (QBs)

Captains: WR Alex Bannister, QB Matt Hasselbeck, DE Grant Wistrom

Largest Award: FB Mack Strong

Pro Bowl: RB Shaun Alexander (3), QB Matt Hasselbeck (2), G Steve Hutchinson (3), T Walter Jones (6), FB Mack Strong (1), LB Lofa Tatupu (1), C Robbie Tobeck (1)

	AFC					
	W	L	T	Pct.	Pts.	Opp.
EAST						
New England	10	6	0	.625	379	338
Miami	9	7	0	.562	318	317
Buffalo	5	11	0	.312	271	367
N.Y. Jets	4	12	0	.250	240	355
NORTH						
Cincinnati	11	5	0	.688	421	350
Pittsburgh*	11	5	0	.688	389	258
Baltimore	6	10	0	.375	265	299
Cleveland	6	10	0	.375	232	301
SOUTH						
Indianapolis	14	2	0	.875	439	247
Jacksonville*	12	4	0	.750	361	269
Tennessee	4	12	0	.250	299	421
Houston	2	14	0	.125	260	431
WEST						
Denver	13	3	0	.812	395	258
Kansas City	10	6	0	.625	403	325
San Diego	9	7	0	.562	418	312
Oakland	4	12	0	.250	290	383

	NFC					
	W	L	T	Pct.	Pts.	Opp.
EAST						
N.Y. Giants	11	5	0	.688	422	314
Washington*	10	6	0	.625	359	293
Dallas	9	7	0	.562	325	308
Philadelphia	6	10	0	.375	310	388

OFFENSE

Pos.		Starts
WR	Bobby Engram	13
	Joe Jurevicius	11
	Darrell Jackson	6
	Peter Warrick	5
	Walter Jones	15
LT	Sean Locklear	1
	Steve Hutchinson	16
C	Robbie Tobeck	16
RG	Chris Gray	16
RT	Sean Locklear	15
TE	Jerramy Stevens	12
	Ryan Hannam	5
QB	Matt Hasselbeck	16
RB	Shaun Alexander	16
FB	Mack Strong	7

DEFENSE

LE	Bryce Fisher	15
LT	Chuck Darby	14
	Rocky Bernard	2
RT	Marcus Tubbs	11
	Rocky Bernard	5
RE	Grant Wistrom	16
OLB	Jamie Sharper	8
	Leroy Hill*	9
MLB	Lofa Tatupu*	16
OLB	D.D. Lewis	12
	Kevin Bentley	3
LCB	Kelly Herndon	6
	Andre Dyson	5
	Jordan Babineaux	4
RCB	Marcus Trufant	15
SS	Michael Boulware	16
FS	Marquand Manuel	11
	Ken Hamlin	6

SPECIAL TEAMS

P	Tom Rouen	12
K	Josh Brown	16

* Rookie or first-year player

NFC

	W	L	T	Pct.	Pts.	Opp.
NORTH						
Chicago	11	5	0	.688	260	202
Minnesota	9	7	0	.562	306	344
Detroit	5	11	0	.312	254	345
Green Bay	4	12	0	.250	298	344
SOUTH						
Tampa Bay	11	5	0	.688	300	274
Carolina*	11	5	0	.688	391	259
Atlanta	8	8	0	.500	351	341
New Orleans	3	13	0	.188	235	398
WEST						
Seattle	13	3	0	.812	452	271
St. Louis	6	10	0	.375	363	429
Arizona	5	11	0	.312	311	387
San Francisco	4	12	0	.250	239	428

* Wild Card teams

2006 REVIEW (9-7; 1-1 PLAYOFFS)

Date	W/L Score	Opponents	Att	By Quarters	1	2	3	4	OT	Tot
09/10	W 9-6	at Detroit	60,535	SEA	103	73	52	107	0	335
09/17	W 21-10	Arizona	67,470	OPP	67	104	54	116	0	341
09/24	W 42-30	N.Y. Giants	68,161							
10/01	L 37-6	at Chicago	62,225							
10/08		BYE								
10/15	W 30-28	at St. Louis	65,592							
10/22	L 31-13	Minnesota	68,118							
10/29	L 35-28	at Kansas City	77,645							
11/06	W 16-0	Oakland	67,816							
11/12	W 24-22	St. Louis	68,175							
11/19	L 20-14	at San Francisco	68,367							
11/27	W 34-24	Green Bay	68,256							
12/03	W 23-20	at Denver	76,146							
12/10	L 27-21	at Arizona	63,603							
12/14	L 24-14	San Francisco	67,650							
12/24	L 20-17	San Diego	68,174							
12/31	W 23-7	at Tampa Bay	65,660							
POSTSEASON										
01/06	W 21-20	Dallas (NFC Wild Card Game)	68,058							
01/14	L 27-24	at Chicago (OT) (NFC Divisional Playoff)	62,184							
Team Statistics										
		Sea	Opp							
TOTAL FIRST DOWNS		312	277							
Rushing		112	102							
Passing		167	160							
Penalty		33	15							
3rd Down: Made/Att.	85/224		80/219							
3rd Down Pct.	37.9		36.5							
4th Down: Made/Att.	2/8		6/12							
4th Down Pct.	25.0		50.0							
POSSESSION AVG.	29:48		30:12							
TOTAL NET YARDS	4977		5285							
Avg. Per Game	311.1		330.3							
Total Plays	1045		986							
Avg. Per Play	4.8		5.4							
NET YARDS RUSHING	1923		2029							
Avg. Per Game	120.2		126.8							
Total Rushes	484		441							
NET YARDS PASSING	3054		3256							
Avg. Per Game	190.9		203.5							
Sacked/Yards Lost	49/315		41/282							
Gross Yards	3369		3538							
Att./Completions	512/292		504/299							
Completion Pct.	57.0		59.3							
Had Intercepted	22		12							
PUNTS/AVERAGE	86/44.5		88/42.9							
NET PUNTING AVG.	37.0		36.9							
PENALTIES/YARDS	94/700		118/950							
FUMBLES/BALL LOST	21/12		34/14							
TOUCHDOWNS	37		39							
Rushing	8		12							
Passing	26		23							
Defensive	2		4							
Returns	1		0							
FIELD GOALS	25/31		23/33							
TOTAL POINTS	335		341							
Scoring										
				TD	Ru	Pa	Rt	PAT	FG	S Pts
Brown				0	0	0	0	36/36	25/31	0 111
Jackson				10	0	10	0			0 60
Alexander				7	7	0	0			0 42
Stevens				4	0	4	0			0 26
Branch				4	0	0	0			0 24
Hackett				4	0	4	0			0 24
SEA				37	8	26	3	36/36	25/31	0 335
OPP				39	12	23	4	36/36	23/33	0 341
2-Pt. Conversions: SEA 1-1 (Stevens), OPP 1-3.										
Rushing										
				Att	Yds	Avg	LG	TD		
Alexander				252	896	3.6	33t	7		
Morris				161	604	3.8	29	0		
Strong				33	149	4.5	17	1		
Wallace				12	122	10.2	37	0		
Hasselbeck				18	110	6.1	19	0		
SEA				484	1923	4.0	37	8		
OPP				441	2029	4.6	95t	12		
Receiving										
				No	Yds	Avg	LG	TD		
Jackson				63	956	15.2	72t	10		
Branch				53	725	13.7	38t	4		
Hackett				45	610	13.6	47	4		
Strong				29	159	5.5	13	0		
Engram				24	290	12.1	25	1		
Stevens				22	231	10.5	26	4		
Burleson				18	192	10.7	36	2		
SEA				292	3369	11.5	72t	26		
OPP				299	3538	11.8	71t	23		
Punting										
				No	Yds	Avg	Net	TB	I20	LG B
Plackemeier	84	3778	45.0	37.3	15	25	72	0		
TEAM	86	3827	44.5	37.0	15	26	72	0		
OPP	88	3773	42.9	36.9	5	25	61	0		
Punt Returns										
				No	FC	Yds	Avg	LG	TD	
Burleson	34	7	322	9.5	90t	1				
TEAM	49	16	424	8.7	90t	1				
OPP	39	12	343	8.8	40	0				
Interceptions										
				No	Yds	Avg	LG	TD		
Hamlin	3	63	21.0	37	0					
Boulware	2	1	0.5	1	0					
Tapp	1	25	25.0	25t	1					
Babineaux	1	20	20.0	20	0					
SEA	12	124	10.3	37	1					
OPP	22	141	6.4	39	1					
Kickoff Returns										
				No	Yds	Avg	LG	TD		
Burleson	26	643	24.7	50	0					
SEA	69	1548	22.4	50	0					
OPP	61	1499	24.6	51	0					
Field Goals										
				1-19	20-29	30-39	40-49	50+		
J. Brown	0/0	10/10	5/7	7/9	3/5					
TEAM	0/0	10/10	5/7	7/9	3/5					
OPP	1/1	1/3	11/12	10/12	0/5					

Passing	Att	Cmp	Yds	Cmp%	Yds/Att	TD	TD%	Int	Int%	LG	Sacked	Rating
Hasselbeck	371	210	2442	56.6	6.58	18	4.9	15	4.0	72t	34/229	76.0
Wallace	141	82	927	58.2	6.57	8	5.7	7	5.0	49t	14/83	76.2
TEAM	512	292	3369	57.0	6.58	26	5.1	22	4.3	72t	49/315	76.0
OPP	504	299	3538	59.3	7.02	23	4.6	12	2.4	71t	41/282	86.1

DEFENSIVE STATISTICS

Player	T	S	A	QB	Int	PD	FF	FR
Tatupu	123	93	30	1.5	1	7	2	1
Hamlin	96	75	21	2.0	3	11	1	0
Hill	92	70	22	2.0	0	2	2	1
Peterson	89	71	18	10.0	1	6	1	1
Herndon	68	50	18	0.0	1	16	1	1
Trufant	68	60	8	0.0	1	11	2	0
Babineaux	51	41	10	0.0	1	4	0	0

Record (finish): 9-7 (1st, NFC West)

Head Coach: Mike Holmgren (72-56, .563)

Assistants: Gil Haskell (Off. Coord.), John Marshall (Def. Coord.), Teryl Austin (DBs), Dwaine Board (DL), Bob Casullo (Special Teams), Mike Clark (Strength & Cond.), Nolan Cromwell (WRs), Keith Gilbertson (Asst. OL), Tom Headlee (Quality Control/Def.), John Jamison (Special Teams Asst.), Darren Krein (Strength & Cond. Asst.), Bill Laveroni (OL), Jim Lind (TEs), Larry Marmie (Def. Asst./Secondary), Stump Mitchell (RBs), Gary Reynolds (Off. Asst./Quality Control), Ray Rhodes (Special Projects/Def.), Zerick Rollins (LBs), Jim Zorn (QB)

Captains: LS J.P. Darche, T Walter Jones, LB Lofa Tatupu

Largest Award: FB Mack Strong

Pro Bowl: T Walter Jones (7), LB Julian Peterson (1, 3 overall), FB Mack Strong (2), LB Lofa Tatupu (2)

	AFC					
	W	L	T	Pct.	Pts.	Opp.
EAST						
New England	12	4	0	.750	385	237
N.Y. Jets*	10	6	0	.625	316	295
Buffalo	7	9	0	.438	300	311
Miami	6	10	0	.375	260	283
NORTH						
Baltimore	13	3	0	.812	353	201
Cincinnati	8	8	0	.500	373	331
Pittsburgh	8	8	0	.500	353	315
Cleveland	4	12	0	.250	238	356
SOUTH						
Indianapolis	12	4	0	.750	427	360
Tennessee	8	8	0	.500	324	400
Jacksonville	8	8	0	.500	371	274
Houston	6	10	0	.375	267	366
WEST						
San Diego	14	2	0	.875	492	303
Kansas City*	9	7	0	.562	331	315
Denver	9	7	0	.562	319	305
Oakland	2	14	0	.125	168	332

	NFC					
	W	L	T	Pct.	Pts.	Opp.
EAST						
Philadelphia	10	6	0	.625	390	328
Dallas*	9	7	0	.562	425	350
N.Y. Giants*	8	8	0	.500	355	362
Washington	5	11	0	.312	307	376

OFFENSE

Pos.		Starts
WR	Darrell Jackson	13
	Deion Branch	13
	Nate Burleson	7
	Bobby Engram	6
	D.J. Hackett	4
LT	Walter Jones	16
	Floyd Womack	8
LG	Chris Spencer	5
	Rob Sims*	3
	Robbie Tobeck	8
C	Chris Spencer	8
	Chris Gray	15
RG	Floyd Womack	1
	Sean Locklear	10
RT	Tom Ashworth	6
	Jerramy Stevens	6
TE	Itula Mili	2
	Matt Hasselbeck	12
QB	Seneca Wallace	
	Shaun Alexander	10
RB	Maurice Morris	8
	Mack Strong	10
FB		

DEFENSE

LE	Bryce Fisher	16
	Chuck Darby	14
	Marcus Tubbs	2
RT	Rocky Bernard	16
	Grant Wistrom	16
RE	Leroy Hill	15
	D.D. Lewis	1
MLB	Lofa Tatupu	16
	Julian Peterson	16
OLB	Kelly Herndon	16
	Marcus Trufant	15
RCB	Kelly Jennings*	2
	Michael Boulware	8
SS	Jordan Babineaux	8
	Ken Hamlin	16
FS		

SPECIAL TEAMS

K	Josh Brown	16
P	Ryan Plackemeier*	16
* Rookie or first-year player		

NFC

	W	L	T	Pct.	Pts.	Opp.
NORTH						
Chicago	13	3	0	.812	427	255
Green Bay	8	8	0	.500	301	366
Minnesota	6	10	0	.375	282	327
Detroit	3	13	0	.188	305	398
SOUTH						
New Orleans	10	6	0	.625	413	322
Carolina	8	8	0	.500	270	305
Atlanta	7	9	0	.438	292	328
Tampa Bay	4	12	0	.250	211	353
WEST						
Seattle	9	7	0	.562	335	341
St. Louis	8	8	0	.500	367	381
San Francisco	7	9	0	.438	298	412
Arizona	5	11	0	.312	314	389

* Wild Card teams

2007 REVIEW (10-6; 1-1 PLAYOFFS)

Date	W/L	Score	Opponents	Att	By Quarters	1	2	3	4	OT	Tot
09/09	W	20-6	Tampa Bay	68,044	SEA	76	136	73	108	0	393
09/16	L	23-20	at Arizona	64,542	OPP	62	95	39	92	3	291
09/23	W	24-21	Cincinnati	68,110							
09/30	W	23-3	at San Francisco	67,651							
10/07	L	21-0	at Pittsburgh	64,478							
10/14	L	28-17	New Orleans	68,296							
10/21	W	33-6	St. Louis	68,164							
10/28			BYE								
11/04	L	33-30	at Cleveland (OT)	72,927							
11/12	W	24-0	San Francisco	68,331							
11/18	W	30-23	Chicago	68,249							
11/25	W	24-19	at St. Louis	65,423							
12/02	W	28-24	at Philadelphia	68,445							
12/09	W	42-21	Arizona	68,193							
12/16	L	13-10	at Carolina	73,421							
12/23	W	27-6	Baltimore	68,164							
12/30	L	44-41	at Atlanta	64,925							

POSTSEASON

01/05	W	35-14	Washington (NFC Wild Card Game)	68,297	SEA	430	1619	3.8	46	9	
01/12	L	42-20	at Green Bay (NFC Divisional Playoff)	72,168	OPP	422	1644	3.9	53t	16	

Team Statistics	Sea	Opp	Rushing	Att	Yds	Avg	LG	TD
TOTAL FIRST DOWNS	323	278	93	78	628	4.5	46	4
Rushing	93	78	211	183	146	4.4	37	1
Passing	211	183	19	17	89	2.3	12	0
Penalty	19	17	75/214	88/232	4	19	4.8	9
3rd Down: Made/Att.	75/214	88/232	35.0	37.9	430	1619	3.8	46
3rd Down Pct.	35.0	37.9	6/14	5/17	422	1644	3.9	53t
4th Down: Made/Att.	6/14	5/17	42.9	29.4				
4th Down Pct.	42.9	29.4	29:49	30:11				
POSSESSION AVG.	29:49	30:11	5583	5149				
TOTAL NET YARDS	5583	5149	348.9	321.8				
Avg. Per Game	348.9	321.8	1056	1035				
Total Plays	1056	1035	5.3	5.0				
Avg. Per Play	5.3	5.0	1619	1644				
NET YARDS RUSHING	1619	1644	101.2	102.8				
Avg. Per Game	101.2	102.8	430	422				
Total Rushes	430	422	3964	3505				
NET YARDS PASSING	3964	3505	247.8	219.1				
Avg. Per Game	247.8	219.1	36/217	45/303				
Sacked/Yards Lost	36/217	45/303	4181	3808				
Gross Yards	4181	3808	590/371	568/333				
Att./Completions	590/371	568/333	62.9	58.6				
Completion Pct.	62.9	58.6	13	20				
Had Intercepted	13	20	86/40.0	93/46.5				
PUNTS/AVERAGE	86/40.0	93/46.5	86/34.3	93/37.0				
NET PUNTING AVG.	86/34.3	93/37.0	59/428	99/756				
PENALTIES/YARDS	59/428	99/756	21/11	31/14				
FUMBLES/BALL LOST	21/11	31/14	44	32				
TOUCHDOWNS	44	32	9	16				
Rushing	9	16	30	15				
Passing	30	15	2	1				
Defensive	2	1	3	0				
Returns	3	0	28/34	22/27				
FIELD GOALS	28/34	22/27	393	291				
TOTAL POINTS	393	291						

Scoring	TD	Ru	Pa	Rt	PAT	FG	S	Pts
Brown	0	0	0	0	43/43	28/34	0	127
Burleson	11	0	9	2			0	66
Engram	6	0	6	0			0	36
Alexander	5	4	1	0			0	30
Morris	5	4	1	0			0	30
Branch	4	0	4	0			0	24
SEA	44	9	30	5	43/43	28/34	1	1393
OPP	32	16	15	1	27/28	22/27	2	2291

2-Pt. Conversions: SEA 0-1, OPP 1-4.

Rushing	Att	Yds	Avg	LG	TD
Alexander	207	716	3.5	25	4
Morris	140	628	4.5	46	4
Weaver	33	146	4.4	37	1
Hasselbeck	39	89	2.3	12	0
Strong	4	19	4.8	9	0
SEA	430	1619	3.8	46	9
OPP	422	1644	3.9	53t	16

Receiving	No	Yds	Avg	LG	TD
Engram	94	1147	12.2	49	6
Burleson	50	694	13.9	45t	9
Branch	49	661	13.5	65	4
Weaver	39	313	8.0	46	0
Hackett	32	384	12.0	59	3
Pollard	28	273	9.8	22	2
Morris	23	213	9.3	34t	1
SEA	371	4181	11.3	65	30
OPP	333	3808	11.4	79t	15

Punting	No	Yds	Avg	Net	TB	I20	LG	B
Plackemeier	86	3436	40.0	34.3	6	30	62	0
SEA	86	3436	40.0	34.3	6	30	62	0
OPP	93	4322	46.5	37.0	11	24	80	0

Punt Returns	No	FC	Yds	Avg	LG	TD
Burleson	58	8	658	11.3	94t	1
SEA	58	8	658	11.3	94t	1
OPP	37	15	362	9.8	64	0

Interceptions	No	Yds	Avg	LG	TD
Trufant	7	150	21.4	84t	1
Tatupu	4	116	29.0	49	0
Grant	3	34	11.3	34	0
Peterson	2	3	1.5	3	0
SEA	20	299	15.0	84t	1
OPP	13	144	11.1	35	0

Kickoff Returns	No	Yds	Avg	LG	TD
Burleson	27	590	21.9	91t	1
SEA	53	1173	22.1	91t	2
OPP	73	1790	24.5	61	0

Field Goals	1-19	20-29	30-39	40-49	50+
Brown	0/0	12/12	5/5	8/12	3/5
TEAM	0/0	12/12	5/5	8/12	3/5
OPP	1/1	5/5	9/10	5/7	2/4

Passing	Att	Cmp	Yds	Cmp%	Yds/Att	TD	TD%	Int	Int%	LG	Sacked	Rating
Hasselbeck	562	352	3966	62.6	7.06	28	5.0	12	2.1	65	33/204	91.4
S. Wallace	28	19	215	67.9	7.68	2	7.1	1	3.6	45t	3/13	99.6
TEAM	590	371	4181	62.9	7.09	30	5.1	13	2.2	65	36/217	91.8
OPP	568	333	3808	58.6	6.70	15	2.6	20	3.5	79t	45/303	73.0

DEFENSIVE STATISTICS

Player	T	S	A	QB	Int	PD	FF	FR
Tatupu	109	83	26	1.0	4	9	3	0
Trufant	85	78	7	0.0	7	16	0	0
Hill	81	58	23	3.0	0	4	3	1
Peterson	74	63	11	9.5	2	3	4	2
Grant	72	60	12	0.0	3	10	0	0
Russell	64	56	8	1.0	1	6	0	1

Record (finish): 10-6 (1st, NFC West)

Head Coach: Mike Holmgren (82-62, .569)

Assistants: Gil Haskell (Off. Coord.), John Marshall (Def. Coord.), Dwaine Board (DL), Bruce DeHaven (Special Teams), Mike Clark (Strength & Cond.), Nolan Cromwell (WRs), Keith Gilbertson (Asst. OL), Tom Headlee (Quality Control/Def.), John Jamison (Special Teams Asst.), Darren Krein (Strength & Cond. Asst.), Bill Laveroni (OL), Jim Lind (TEs), Larry Marmie (Def. Asst./Secondary), Stump Mitchell (RBs), Jim Mora (DBs), Gary Reynolds (Off. Asst./Quality Control), Ray Rhodes (Special Projects/Def.), Zerick Rollins (LBs), Jim Zorn (QB)

Captains: QB Matt Hasselbeck, FB Mack Strong, LB Lofa Tatupu, S Deon Grant, K Josh Brown, LB Niko Koutouvides

Largest Award: WR Bobby Engram

Pro Bowl: QB Matt Hasselbeck (3), T Walter Jones (8), DE Patrick Kerney (1, 2 overall), LB Julian Peterson (2, 4 overall), LB Lofa Tatupu (3), CB Marcus Trufant (1)

All-Pro: DE Patrick Kerney (1), LB Lofa Tatupu (1), T Walter Jones (5).

OFFENSE

Pos.		Starts
WR	Bobby Engram	13
	Nate Burleson	12
	Deion Branch	11
	D.J. Hackett	6
LT	Walter Jones	15
	Floyd Womack	1
LG	Rob Sims	16
C	Chris Spencer	16
RG	Chris Gray	16
RT	Sean Locklear	16
TE	Marcus Pollard	10
	Will Heller	6
QB	Matt Hasselbeck	16
RB	Shaun Alexander	11
	Maurice Morris	5
FB	Leonard Weaver	4
	Mack Strong	2

DEFENSE

LE	Patrick Kerney	16
LT	*Brandon Mebane	10
	Chuck Darby	6
RT	Rocky Bernard	14
	Craig Terrill	2
RE	Darryl Tapp	16
OLB	Leroy Hill	14
	Kevin Bentley	2
MLB	Lofa Tatupu	16
OLB	Julian Peterson	16
LCB	Marcus Trufant	16
RCB	Kelly Jennings	15
SS	Deon Grant	16
	Mike Green	1
FS	Brian Russell	16

SPECIAL TEAMS

K	Josh Brown	16
P	Ryan Plackemeier	16
	* Rookie or first-year player	

AFC

EAST	W	L	T	Pct.	Pts.	Opp.
New England	16	0	0	1.000	589	274
Buffalo	7	9	0	.438	252	354
N.Y. Jets	4	12	0	.250	268	355
Miami	1	15	0	.063	267	437
NORTH	W	L	T	Pct.	Pts.	Opp.
Pittsburgh	10	6	0	.625	393	269
Cleveland	10	6	0	.625	402	382
Cincinnati	7	9	0	.438	380	385
Baltimore	5	11	0	.313	275	384
SOUTH	W	L	T	Pct.	Pts.	Opp.
Indianapolis	13	3	0	.813	450	262
Jacksonville*	11	5	0	.688	411	304
Tennessee*	10	6	0	.625	301	297
Houston	8	8	0	.500	379	384
WEST	W	L	T	Pct.	Pts.	Opp.
San Diego	11	5	0	.688	412	284
Denver	7	9	0	.438	320	409
Oakland	4	12	0	.250	283	398
Kansas City	4	12	0	.250	226	335

* Wild Card teams

NFC

EAST	W	L	T	Pct.	Pts.	Opp.
Dallas	13	3	0	.813	455	325
N.Y. Giants*	10	6	0	.625	373	351
Washington*	9	7	0	.563	334	310
Philadelphia	8	8	0	.500	336	300
NORTH	W	L	T	Pct.	Pts.	Opp.
Green Bay	13	3	0	.813	435	291
Minnesota	8	8	0	.500	365	311
Detroit	7	9	0	.438	346	444
Chicago	7	9	0	.438	334	348
SOUTH	W	L	T	Pct.	Pts.	Opp.
Tampa Bay	9	7	0	.563	334	270
Carolina	7	9	0	.438	267	347
New Orleans	7	9	0	.438	379	388
Atlanta	4	12	0	.250	259	414
WEST	W	L	T	Pct.	Pts.	Opp.
Seattle	10	6	0	.625	393	291
Arizona	8	8	0	.500	404	399
San Francisco	5	11	0	.313	219	364
St. Louis	3	13	0	.188	263	438

2008 REVIEW (4-12)

Date	W/L	Score	Opponents	Att	Scoring	TD	Ru	Pa	Rt	PAT	FG	S	Pts
09/07	L	34-10	at Buffalo	71,194	Mare	0	0	0	0	30/30	24/27	0	102
09/14	L	33-30	San Francisco (OT)	67,951	Duckett	8	8	0	0			0	48
09/21	W	37-13	St. Louis	68,012	Carlson	5	0	5	0			0	30
9/28			BYE		Branch	4	0	4	0			0	24
10/05	L	44-6	at N.Y. Giants	79,529	five tied with 12								
10/12	L	27-17	Green Bay	68,302	SEA	32	10	18	4	30/30	24/27	0	294
10/19	L	20-10	at Tampa Bay	64,811	OPP	40	13	25	2	39/39	37/41	0	392
10/26	W	34-13	at San Francisco	67,504	2-Pt. Conversions: SEA 0-2, OPP 1-1.								
11/02	L	26-7	Philadelphia	68,055									
11/09	L	21-19	at Miami	64,862	Rushing								
11/16	L	26-20	Arizona	67,616	J. Jones	158	698	4.4	33	2			
11/23	L	20-17	Washington	67,771	Morris	132	574	4.3	45	0			
11/27	L	34-9	at Dallas	63,253	Duckett	62	172	2.8	29	8			
12/07	L	24-21	New England	68,077	Weaver	30	130	4.3	15	0			
12/14	W	23-20	at St. Louis	56,123	Wallace	16	78	4.9	23	0			
12/21	W	13-3	N.Y. Jets	68,181	SEA	417	1768	4.2	45	10			
12/28	L	34-21	at Arizona	63,874	OPP	457	1899	4.2	51t	13			

Team Statistics	Sea	Opp	Receiving	No	Yds	Avg	LG	TD							
TOTAL FIRST DOWNS	265	324	Carlson	55	627	11.4	33	5							
Rushing	104	98	Ingram	47	489	10.4	37	0							
Passing	142	207	Robinson	31	400	12.9	90t	2							
Penalty	19	19	Branch	30	412	13.7	63	4							
3rd Down: Made/Att.	62/198	94/222	Weaver	20	222	11.1	62t	2							
3rd Down Pct.	31.3	42.3	Morris	19	136	7.2	13t	2							
4th Down: Made/Att.	10/12	8/13	J. Jones	14	66	4.7	17	0							
4th Down Pct.	83.3	61.5	SEA	262	2831	10.8	90t	18							
POSSESSION AVG.	26:30	33:30	OPP	366	4342	11.9	63	25							
TOTAL NET YARDS	4385	6048	Punting					No	Yds	Avg	Net	TB	I20	LG	B
Avg. Per Game	274.1	378.0	Ryan	78	3557	45.6	37.9	12	22	63	1				
Total Plays	927	1058	SEA	90	4007	44.5	36.9	12	24	63	1				
Avg. Per Play	4.7	5.7	OPP	68	3009	44.3	38.2	3	20	68	0				
NET YARDS RUSHING	1768	1899	Punt Returns					No	FC	Yds	Avg	LG	TD		
Avg. Per Game	110.5	118.7	Forsett	23	9	227	9.9	29	0						
Total Rushes	417	457	SEA	35	17	353	10.1	30	0						
NET YARDS PASSING	2617	4149	OPP	44	8	444	10.1	63t	1						
Avg. Per Game	163.6	259.3	Interceptions					No	Yds	Avg	LG	TD			
Sacked/Yards Lost	36/214	35/193	Wilson	4	135	33.8	75t	1							
Gross Yards	2831	4342	Grant	2	31	15.5	31	0							
Att./Completions	474/262	566/366	Babineaux	1	35	35.0	35t	1							
Completion Pct.	55.3	64.7	Tatupu	1	16	16.0	16	0							
Had Intercepted	15	9	Trufant	1	0	0.0	0	0							
PUNTS/AVERAGE	90/44.5	68/44.3	SEA	9	217	24.1	75t	2							
NET PUNTING AVG.	90/36.9	68/38.2	OPP	15	233	15.5	86t	1							
PENALTIES/YARDS	79/601	81/671	Kickoff Returns					No	Yds	Avg	LG	TD			
FUMBLES/BALL LOST	20/12	26/11	Wilson	69	1753	25.4	61	0							
TOUCHDOWNS	32	40	SEA	77	1948	25.3	61	0							
Rushing	10	13	OPP	47	1205	25.6	58	0							
Passing	18	25	Field Goals					1-19	20-29	30-39	40-49	50+			
Defensive	4	1	Mare	0/0	7/7	9/10	5/6	3/4							
Returns	0	1	TEAM	0/0	7/7	9/10	5/6	3/4							
FIELD GOALS	24/27	37/41	OPP	0/0	15/15	8/8	11/14	3/4							
TOTAL POINTS	294	392													

By Quarters	1	2	3	4	OT	Tot
SEA	74	95	38	87	0	294
OPP	78	137	105	69	3	392

Passing	Att	Cmp	Yds	Cmp%	Yds/Att	TD	TD%	Int	Int%	LG	Sacked	Rating
Wallace	242	141	1532	58.3	6.33	11	4.5	3	1.2	90t	14/76	87.0
Hasselbeck	209	109	1216	52.2	5.82	5	2.4	10	4.8	34	19/119	57.8
TEAM	474	262	2831	55.3	5.97	18	3.8	15	3.2	90t	36/214	72.5
OPP	566	366	4342	64.7	7.67	25	4.4	9	1.6	63	35/193	96.0

DEFENSIVE STATISTICS

Player	T	S	A	QB	Int	PD	FF	FR
Tatupu	94	69	25	0.0	1	4	1	0
Peterson	86	65	21	5.0	0	5	4	1
Hill	81	61	20	1.0	0	3	0	0
Grant	77	60	17	0.0	2	8	0	0
Wilson	76	69	7	1.0	4	9	3	2
Russell	69	53	6	1.0	0	3	1	0

Record (finish): 4-12 (3rd, NFC West)

Head Coach: Mike Holmgren (86-74, .538)

Assistants: Gil Haskell (Off. Coord.), John Marshall (Def. Coord.), Chris Beake (Offensive Asst./Quality Control), Jim Mora (DBs), Dwaine Board (DL), Mike Clark (Strength & Conditioning), Mike DeBord (Asst. OL), Bruce DeHaven (Special Teams), Kasey Dunn (RBs), Keith Gilbertson (WRs), Tom Headlee (Quality Control/Def.), John Jamison (Special Teams Asst.), Darren Krein (Strength & Conditioning Asst.), Bill Lazor (QB), Jim Lind (TEs), Larry Marmie (Def. Asst./Secondary), Zerick Rollins (LBs), Mike Solari (OL)

Captains: QB Matt Hasselbeck, T Walter Jones, LB Lofa Tatupu, S Deon Grant, LB Lance Laury, LB D.D. Lewis

Largent Award: Coach Mike Holmgren

Pro Bowl: T Walter Jones (9), LB Julian Peterson (3, 5 overall)

All-Pro: T Walter Jones (6).

OFFENSE

Pos.	Starts
WR	12
	Koren Robinson
	Bobby Engram
	Deion Branch
LT	12
LG	10
	Floyd Womack
	Chris Spencer
	Steve Vallos
RG	5
	Floyd Womack
	Mansfield Wrotto
RT	9
	Sean Locklear
	Ray Willis
TE	9
	John Carlson*
QB	8
	Seneca Wallace
	Matt Hasselbeck
RB	10
	Julius Jones
	Maurice Morris
FB	6
	Leonard Weaver

DEFENSE

LE	9
	Darryl Tapp
	Patrick Kerney
LT	16
RT	15
RE	14
	Lawrence Jackson*
OLB	12
	Leroy Hill
MLB	15
	Lofa Tatupu
OLB	15
	Julian Peterson
LCB	16
	Marcus Trufant
RCB	12
	Josh Wilson
	Kelly Jennings
SS	4
	Deon Grant
FS	16
	Brian Russell

SPECIAL TEAMS

K	Olindo Mare	16
P	Jon Ryan	15

* Rookie or first-year player

AFC

EAST	W	L	T	Pct.	Pts.	Opp.
Miami	11	5	0	.688	345	317
New England	11	5	0	.688	410	309
N.Y. Jets	9	7	0	.563	405	356
Buffalo	7	9	0	.438	336	342
NORTH	W	L	T	Pct.	Pts.	Opp.
Pittsburgh	12	4	0	.750	347	223
Baltimore*	11	5	0	.688	385	244
Cincinnati	4	11	1	.281	204	364
Cleveland	4	12	0	.250	232	350
SOUTH	W	L	T	Pct.	Pts.	Opp.
Tennessee	13	3	0	.813	375	234
Indianapolis*	12	4	0	.750	377	298
Houston	8	8	0	.500	366	394
Jacksonville	5	11	0	.313	302	367
WEST	W	L	T	Pct.	Pts.	Opp.
San Diego	8	8	0	.500	439	347
Denver	8	8	0	.500	370	448
Oakland	5	11	0	.313	263	388
Kansas City	2	14	0	.125	291	440

* Wild Card teams

NFC

EAST	W	L	T	Pct.	Pts.	Opp.
N.Y. Giants	12	4	0	.750	427	294
Philadelphia*	9	6	1	.594	416	289
Dallas	9	7	0	.563	362	365
Washington	8	8	0	.500	265	296
NORTH	W	L	T	Pct.	Pts.	Opp.
Minnesota	10	6	0	.625	379	333
Chicago	9	7	0	.563	375	350
Green Bay	6	10	0	.375	419	380
Detroit	0	16	0	.000	268	517
SOUTH	W	L	T	Pct.	Pts.	Opp.
Carolina	12	4	0	.750	414	329
Atlanta*	11	5	0	.688	391	325
Tampa Bay	9	7	0	.563	361	323
New Orleans	8	8	0	.500	463	393
WEST	W	L	T	Pct.	Pts.	Opp.
Arizona	9	7	0	.563	427	426
San Francisco	7	9	0	.438	339	381
Seattle	4	12	0	.250	294	392
St. Louis	2	14	0	.125	232	465

2009 REVIEW (5-11)

Date	W/L	Score	Opponents	Att	Scoring	TD	Ru	Pa	Rt	PAT	FG	S	Pts
9/13	W	28-0	St. Louis	67,610	Mare	0	0	0	0	28/28	24/26	0	100
9/20	L	23-10	at San Francisco	69,732	Carlson	7	0	7	0			0	42
9/27	L	25-29	Chicago	67,938	Forsett	5	4	1	0			0	30
10/4	L	34-17	at Indianapolis	66,112	Jones	4	2	2	0			0	24
10/11	W	41-0	Jacksonville	67,228	2 players with								18
10/18	L	27-3	Arizona	67,588	SEA	30	7	20	3	28/28	24/26	0	280
11/1	L	38-17	at Dallas	80,886	OPP	46	17	27	2	44/44	22/31	0	390
11/8	W	32-20	Detroit	67,003	2-Pt. Conversions: SEA 0-2, OPP 2-2.								
11/15	L	31-20	at Arizona	62,278									
11/22	L	35-9	at Minnesota	63,854									
11/29	W	27-17	at St. Louis	47,475	Rushing								
12/6	W	20-17	San Francisco	67,761	Jones	177	663	3.7	62t	2			
12/13	L	34-7	at Houston	70,380	Forsett	114	619	5.4	35	4			
12/20	L	24-7	Tampa Bay	67,011	James	46	125	2.7	10	0			
12/27	L	48-10	at Green Bay	70,429	Hasselbeck	26	119	4.6	23	0			
1/3/10	L	17-13	Tennessee	67,002	SEA	395	1566	4.0	62t	7			
					OPP	428	1776	4.1	80t	17			

Team Statistics	Sea	Opp	Receiving	No	Yds	Avg	LG	TD			
TOTAL FIRST DOWNS	297	305	Houshmandzadeh	79	911	11.5	53	3			
Rushing	80	80	Burleson	63	812	12.9	44t	3			
Passing	184	204	Carlson	51	574	11.3	42	7			
Penalty	33	21	Branch	45	437	9.7	35	2			
3rd Down: Made/Att.	75/223	87/223	Forsett	41	350	8.5	47	1			
3rd Down Pct.	33.3	39.0	Jones	35	232	6.6	49	2			
4th Down: Made/Att.	8/19	6/12	Griffith	19	118	6.2	25	1			
4th Down Pct.	42.1	50.0	SEA	372	3771	10.1	53	20			
POSSESSION AVG.	27:31	32:29	OPP	374	4112	11.0	64t	27			
TOTAL NET YARDS	5069	5703	Punting	No	Yds	Avg	Net	TB	I20	LG	B
Avg. Per Game	316.8	356.4	Ryan	88	4068	46.2	38.7	9	28	70	0
Total Plays	1045	1024	SEA	89	4100	46.1	38.7	9	29	70	0
Avg. Per Play	4.9	5.6	OPP	82	3872	47.2	41.5	6	2	67	0
NET YARDS RUSHING	1566	1776	Punt Returns	No	FC	Yds	Avg	LG	TD		
Avg. Per Game	97.9	111.0	Burleson	30	3	254	8.5	29	0		
Total Rushes	395	428	SEA	46	12	346	7.5	29	0		
NET YARDS PASSING	3503	3927	OPP	43	17	479	11.1	82t	1		
Avg. Per Game	218.9	245.4	Interceptions	No	Yds	Avg	LG	TD			
Sacked/Yards Lost	41/268	28/185	Hawthorne	3	9	3.0	5	0			
Gross Yards	3771	4112	Grant	3	7	2.3	7	0			
Att./Completions	609/372	568/374	Wilson	2	126	63.0	65t	2			
Completion Pct.	61.	65.8	Babineaux	2	18	9.0	18	0			
Had Intercepted	19	13	Trufant	2	4	2.0	4	0			
PUNTS/AVERAGE	89/46.1	82/47.2	SEA	13	164	12.6	65t	2			
NET PUNTING AVG.	89/38.7	82/41.5	OPP	19	202	10.6	70t	1			
PENALTIES/YARDS	95/840	111/971	Kickoff Returns	No	Yds	Avg	LG	TD			
FUMBLES/BALL LOST	33/12	21/10	Rankin TM	16	358	22.4	41	0			
TOUCHDOWNS	30	46	SEA	60	1316	21.9	46	0			
Rushing	7	17	OPP	46	1059	23.0	53	0			
Passing	20	27	Field Goals	1-19	20-29	30-39	40-49	50+			
Defensive	3	1	Mare	0/0	9/9	10/11	5/6	0/0			
Returns	3	2	TEAM	0/0	9/9	10/11	5/6	0/0			
FIELD GOALS	24/26	22/31	OPP	1/1	5/6	8/11	5/9	3/4			
TOTAL POINTS	280	390									

By Quarters	1	2	3	4	OT	Tot
SEA	37	118	46	79	0	280
OPP	100	109	104	77	0	390

Passing	Att	Cmp	Yds	Cmp%	Yds/Att	TD	TD%	Int	Int%	LG	Sacked	Rating
Hasselbeck	488	293	3029	60.0	6.21	17	3.5	17	3.5	53	32/309	75.1
Wallace	120	78	700	65.0	5.83	3	2.5	2	1.7	39t	9/59	81.9
TEAM	609	372	3771	61.1	6.19	20	3.3	19	3.1	53	41/268	76.7
OPP	568	374	4112	65.8	7.24	27	4.8	13	2.3	64t	28/185	93.4

DEFENSIVE STATISTICS

Player	T	S	A	QB	Int	PD	FF	FR
Hawthorne	116	93	23	4.0	3	4	2	1
Babineaux	105	76	29	1.5	2	6	1	0
Grant	75	58	17	0.0	3	8	1	1
Curry	60	53	7	2.0	0	6	2	0
Mebane	49	41	8	1.5	0	0	0	0
Tapp	49	40	9	2.5	0	3	0	1
Trufant	49	43	6	0.0	2	6	0	0

Record (finish): 5-11 (3rd, NFC West)

Head Coach: Jim Mora (5-11, .313)

Assistants: Jim Mora, Gus Bradley (Defensive Coord.), Greg Knapp (Offensive Coord.), Chris Beake (Off. Assistant), Mike Clark (Head Strength & Cond.), Mike DeBord (Tight Ends), Bruce DeHaven (Special Teams), Kasey Dunn (Running Backs), Tom Headlee (Quality Control/Defense), Darren Krein (Asst. Strength & Cond.), Bill Lazor (Quarterbacks), Tim Lewis (Defensive Backs), Larry Marmie (Asst. Def. Backs), Mike Phair (Asst. Def. Line), Robert Prince (Wide Receivers), Dan Quinn (Assistant Head Coach/Def. Line), Zerick Rollins (Linebackers), Mike Solari (Offensive Line).

Captains: QB Matt Hasselbeck, T Walter Jones, LB Lofa Tatupu, S Deon Grant, LB Lance Laury, K Olindo Mare.

Largest Award: Matt Hasselbeck

Pro Bowl: None

All-Pro: None

OFFENSE

Pos.	Starts
WR	T.J. Houshmandzadeh 16
	Nate Burleson 12
	Deion Branch 5
LT	Sean Locklear 10
	Brandon Frye 3
	Damion McIntosh 2
	Kyle Williams 1
LG	Rob Sims 14
C	Chris Spencer 11
RG	Max Unger* (3 at C) 13
	Chris Spencer 3
RT	Ray Willis 16
TE	John Carlson 16
QB	Matt Hasselbeck 14
RB	Julius Jones 14
FB	Justin Griffith 11

DEFENSE

LE	Patrick Kerney 9
	Lawrence Jackson 4
LT	Brandon Mebane 15
RT	Colin Cole 15
RE	Lawrence Jackson 6
	Patrick Kerney 5
OLB	Leroy Hill 11
MLB	David Hawthorne 11
	Lofa Tatupu 5
OLB	Aaron Curry* 13
LCB	Marcus Trufant 9
RCB	Josh Wilson 7
SS	Deon Grant 16
FS	Jordan Babineaux 16

SPECIAL TEAMS

K	Olindo Mare 16
P	Jon Ryan 16

* Rookie or first-year player

AFC

EAST	W	L	T	Pct.	Pts.	Opp.
New England	10	6	0	.625	427	285
N.Y. Jets*	9	7	0	.563	348	236
Miami	7	9	0	.438	360	390
Buffalo	6	10	0	.375	258	326
NORTH	W	L	T	Pct.	Pts.	Opp.
Cincinnati	10	6	0	.625	305	291
Baltimore*	9	7	0	.563	391	261
Pittsburgh	9	7	0	.563	368	324
Cleveland	5	11	0	.313	245	375
SOUTH	W	L	T	Pct.	Pts.	Opp.
Indianapolis	14	2	0	.875	416	307
Houston	9	7	0	.563	388	333
Tennessee	8	8	0	.500	354	402
Jacksonville	7	9	0	.438	290	380
WEST	W	L	T	Pct.	Pts.	Opp.
San Diego	13	3	0	.813	454	320
Denver	8	8	0	.500	326	324
Oakland	5	11	0	.313	197	379
Kansas City	4	12	0	.250	294	424

* Wild Card teams

NFC

EAST	W	L	T	Pct.	Pts.	Opp.
Dallas	11	5	0	.688	361	250
Philadelphia*	11	5	0	.688	429	337
N.Y. Giants	8	8	0	.500	402	427
Washington	4	12	0	.250	266	336
NORTH	W	L	T	Pct.	Pts.	Opp.
Minnesota	12	4	0	.750	470	312
Green Bay*	11	5	0	.688	461	297
Chicago	7	9	0	.438	327	375
Detroit	2	14	0	.125	262	494
SOUTH	W	L	T	Pct.	Pts.	Opp.
New Orleans	13	3	0	.813	510	341
Atlanta	9	7	0	.563	363	325
Carolina	8	8	0	.500	315	308
Tampa Bay	3	13	0	.188	244	400
WEST	W	L	T	Pct.	Pts.	Opp.
Arizona	10	6	0	.625	375	325
San Francisco	8	8	0	.500	330	281
Seattle	5	11	0	.313	280	390
St. Louis	1	15	0	.063	175	436

2010 REVIEW (7-9; 1-1 PLAYOFFS)

Date	W/L	Score	Opponents	Att	By Quarters	1	2	3	4	OT	Tot
9/12	W	31-6	San Francisco	67,044	SEA	55	73	86	96	0	310
9/19	L	31-14	at Denver	75,130	OPP	89	141	93	84	0	407
9/26	W	27-20	San Diego	67,106							
10/3	L	20-3	at St. Louis	52,326							
10/10			BYE								
10/17	W	23-20	at Chicago	62,137							
10/24	W	22-10	Arizona	67,132							
10/31	L	33-3	at Oakland	35,721							
11/7	L	41-7	N.Y. Giants	67,287							
11/14	W	36-18	at Arizona	61,904							
11/21	L	34-19	at New Orleans	70,015							
11/28	L	42-24	Kansas City	66,370							
12/5	W	31-14	Carolina	66,577							
12/12	L	40-21	at San Francisco	69,732							
12/19	L	34-18	Atlanta	67,101							
12/26	L	38-15	at Tampa Bay	46,576							
1/02	W	16-6	St. Louis	67,325							

Scoring	TD	Ru	Pa	Rt	PAT	FG	S	Pts
Mare	0	0	0	0	31/31	25/30	0	106
Lynch	6	6	0	0			0	36
Obomanu	4	0	4	0			0	28
Butler	4	0	4	0			0	24
Washington	4		0	3			0	24
Forsett	2	2	0	0			0	12
Williams	2	0	2	0			0	12
SEA	33	13	14	6	31/31	25/30	1	310
OPP	47	13	31	3	44/44	25/30	1	407

2-Point Conversions: SEA 2-2, OPP 2-3.

POSTSEASON				Rushing	Att	Yds	Avg	LG	TD
1/8	W	41-36	New Orleans (NFC Wild Card Game)	66,336					
1/16	L	35-24	at Chicago (NFC Divisional Playoff)	62,265					
					Lynch LG	202	737	3.6	39
					Lynch TM	165	573	3.5	39
					Forsett	118	523	4.4	32
					Washington	27	100	3.7	21
					Robinson	12	77	6.4	17
					SEA	385	1424	3.7	39
					OPP	452	1903	4.2	53

Team Statistics	Sea	Opp	Receiving	No	Yds	Avg	LG	TD			
TOTAL FIRST DOWNS	260	313	Williams	65	751	11.6	68	2			
Rushing	81	91	Butler	36	385	10.7	63t	4			
Passing	159	206	Forsett	33	252	7.6	21	0			
Penalty	20	16	Stokley	31	354	11.4	36	0			
3rd Down: Made/Att.	76/214	94/238	Carlson	31	318	10.3	37	1			
3rd Down Pct.	35.5	39.5	Obomanu	30	494	16.5	87t	4			
4th Down: Made/Att.	6/17	8/19	Lynch TM	21	138	6.6	22	0			
4th Down Pct.	35.3	42.1	SEA	324	3536	10.9	87t	14			
POSSESSION AVG.	27:33	32:27	OPP	339	4240	12.5	69t	31			
TOTAL NET YARDS	4765	5897	Punting	No	Yds	Avg	Net	TB	I20	LG	B
Avg. Per Game	297.8	368.6	Ryan	78	3254	41.7	37.3	1	27	63	0
Total Plays	964	1074	Ryan	78	3254	41.7	37.3	1	27	63	0
Avg. Per Play	4.9	5.5	OPP	81	3521	43.5	36.0	7	30	63	1
NET YARDS RUSHING	1424	1903	Punt Returns	No	FC	Yds	Avg	LG	TD		
Avg. Per Game	89.0	118.9	Washington	22	8	249	11.3	84	0		
Total Rushes	385	452	SEA	42	14	468	11.1	84	0		
NET YARDS PASSING	3341	3994	OPP	35	23	327	9.3	89t	1		
Avg. Per Game	208.8	249.6	Interceptions	No	Yds	Avg	LG	TD			
Sacked/Yards Lost	35/195	37/246	Thomas	5	68	13.6	34	0			
Gross Yards	3536	4240	Babineaux	2	37	18.5	20	0			
Att./Completions	544/324	585/339	5 players with	1							
Completion Pct.	59.6	57.9	SEA	12	168	14.0	34	2			
Had Intercepted	20	12	OPP	20	261	13.1	39t	1			
PUNTS/AVERAGE	78/41.7	81/43.5	Kickoff Returns	No	Yds	Avg	LG	TD			
NET PUNTING AVG.	78/37.3	81/36.0	Washington	57	1461	25.6	101t	3			
PENALTIES/YARDS	101/890	91/706	SEA	65	1558	24.0	101t	3			
FUMBLES/BALL LOST	18/11	22/10	OPP	50	1099	22.0	79	0			
TOUCHDOWNS	33	47	Field Goals	1-19	20-29	30-39	40-49	50+			
Rushing	13	13	Mare	2/2	10/12	7/7	5/7	1/2			
Passing	14	31	SEA	2/2	10/12	7/7	5/7	1/2			
Defensive	2	2	OPP	0/0	14/15	8/8	3/6	0/1			
Returns	4	1									
FIELD GOALS	25/30	25/30									
TOTAL POINTS	310	407									

Passing	Att	Cmp	Yds	Cmp%	Yds/Att	TD	TD%	Int	Int%	LG	Sacked	Rating
Hasselbeck	444	266	3001	59.9	6.76	12	2.7	17	3.8	87t	29/175	73.2
Whitehurst	99	57	507	57.6	5.12	2	2.0	3	3.0	61	5/13	65.5
SEA	544	324	3536	59.6	6.50	14	2.6	20	3.7	87t	35/195	72.1
OPP	585	339	4240	57.9	7.25	31	5.3	12	2.1	69t	37/246	89.7

DEFENSIVE STATISTICS

Player	T	S	A	QB	Int	PD	FF	FR
Hawthorne	105	74	31	0	1	4	2	1
Milloy	88	61	27	4.0	0	3	1	0
Tatupu	88	58	30	1.0	1	8	2	0
Trufant	80	65	15	0	1	10	1	2
Thomas	71	60	11	0	5	7	1	0
Curry	70	58	12	3.5	0	1	2	0
Clemons	48	33	15	11.0	0	3	1	1

Record (finish): 7-9 (1st, NFC West)

Head Coach: Pete Carroll (7-9, .438)

Assistants: Jeremy Bates (Off. Coord.), Gus Bradley (Def. Coord.), Kippy Brown (Wide Receivers), Luke Butkus (Quality Control/Off. Line), Dave Canales (Quality Control/Offense), Chris Carlisle (Head Strength & Cond.), Jedd Fisch (Quarterbacks), Mondray Gee (Asst. Strength & Cond.), Jerry Gray (Defensive Backs), Pat McPherson (Tight Ends), Ken Norton, Jr. (Linebackers), Mike Phair (Defensive Asst.), Dan Quinn (Defensive Line), Kris Richard (Asst. Defensive Backs), Pat Ruel (Asst. Offensive Line), Brian Schneider (Special Teams), Rocky Seto (Quality Control/Defense), Sherman Smith (Running Backs), Jeff Ulbrich (Asst. Special Teams), Art Valero (Offensive Line), Jamie Yanchar (Asst. Strength & Cond.).

Captains: QB Matt Hasselbeck, CB Roy Lewis, LB Lofa Tatupu

Largest Award: CB Roy Lewis

Pro Bowl: None

OFFENSE

Pos.	Starts
WR	14
	Mike Williams
	Deon Butler
	Ben Obomanu
LT	10
	Russell Okung*
	Tyler Polumbus
LG	5
	Ben Hamilton
	Mike Gibson
	Chester Pitts
C	16
RG	12
	Chris Spencer
	Stacy Andrews
RT	15
	Sean Locklear
TE	13
	John Carlson
QB	14
	Matt Hasselbeck
RB	12
	Marshawn Lynch
FB	4
	Michael Robinson

DEFENSE

LE	16
	Chris Clemons
LT	12
	Brandon Mebane
RT	11
	Colin Cole
RE	8
	Kentwan Balmer
	Red Bryant
OLB	16
	David Hawthorne
MLB	16
	Lofa Tatupu
OLB	16
	Aaron Curry
LCB	16
	Marcus Trufant
RCB	14
	Kelly Jennings
SS	16
	Lawyer Milloy
FS	16
	Earl Thomas*

SPECIAL TEAMS

P	16
	Jon Ryan
K	16
	Olindo Mare
LS	16
	Clint Gresham*

* Rookie or first-year player

EAST	AFC					
	W	L	T	Pct.	Pts.	Opp.
New England	14	2	0	.875	518	313
N.Y. Jets*	11	5	0	.688	367	304
Miami	7	9	0	.438	273	333
Buffalo	4	12	0	.250	283	425
NORTH	W	L	T	Pct.	Pts.	Opp.
Pittsburgh	12	4	0	.750	375	232
*Baltimore	12	4	0	.750	357	270
Cleveland	5	11	0	.313	271	332
Cincinnati	4	12	0	.250	322	395
SOUTH	W	L	T	Pct.	Pts.	Opp.
Indianapolis	10	6	0	.625	435	388
Jacksonville	8	8	0	.500	353	419
Houston	6	10	0	.375	390	427
Tennessee	6	10	0	.375	356	339
WEST	W	L	T	Pct.	Pts.	Opp.
Kansas City	10	6	0	.625	366	326
San Diego	9	7	0	.563	441	322
Oakland	8	8	0	.500	410	371
Denver	4	12	0	.250	344	471

* Wild Card teams

EAST	NFC					
	W	L	T	Pct.	Pts.	Opp.
Philadelphia	10	6	0	.625	439	377
N.Y. Giants	10	6	0	.625	394	347
Dallas	6	10	0	.375	394	436
Washington	6	10	0	.375	302	377
NORTH	W	L	T	Pct.	Pts.	Opp.
Chicago	11	5	0	.688	334	286
Green Bay*	10	6	0	.625	388	240
Detroit	6	10	0	.375	362	369
Minnesota	6	10	0	.375	281	348
SOUTH	W	L	T	Pct.	Pts.	Opp.
Atlanta	13	3	0	.813	414	288
New Orleans*	11	5	0	.688	384	307
Tampa Bay	10	6	0	.625	341	318
Carolina	2	14	0	.125	196	408
WEST	W	L	T	Pct.	Pts.	Opp.
Seattle	7	9	0	.438	310	407
St. Louis	7	9	0	.438	289	328
San Francisco	6	10	0	.375	305	346
Arizona	5	11	0	.313	289	434

2011 REVIEW (7-9)

Date	W/L	Score	Opponents	Att	By Quarters	1	2	3	4	OT	Tot
9/11	L	33-17	at San Francisco	69,732	SEA	61	58	90	112	0	321
9/18	L	24-0	at Pittsburgh	63,663	OPP	62	103	40	107	3	315
9/25	W	13-10	Arizona	66,199							
10/2	L	30-28	Atlanta	66,266							
10/9	W	36-25	at N.Y. Giants	78,650							
10/16			BYE								
10/23	L	6-3	at Cleveland	66,350							
10/30	L	34-12	Cincinnati	66,004							
11/6	L	23-13	at Dallas	81,510							
11/13	W	22-17	Baltimore	66,522							
11/20	W	24-7	at St. Louis	56,400							
11/27	L	23-17	Washington	66,007							
12/1	W	31-14	Philadelphia	67,039							
12/12	W	30-13	St. Louis	66,577							
12/18	W	38-14	at Chicago	61,542							
12/24	L	19-17	San Francisco	66,697							
1/1	L	23-20	at Arizona (OT)	61,798							

Team Statistics	Sea	Opp
TOTAL FIRST DOWNS	265	310
Rushing	89	96
Passing	153	174
Penalty	23	40
3rd Down: Made/Att.	77/228	77/221
3rd Down Pct.	33.8	34.8
4th Down: Made/Att.	7/15	7/11
4th Down Pct.	46.7	63.6
POSSESSION AVG.	28:07	31:53
TOTAL NET YARDS	4860	5315
Avg. Per Game	303.8	332.2
Total Plays	1003	1049
Avg. Per Play	4.8	5.1
NET YARDS RUSHING	1756	1797
Avg. Per Game	109.8	112.3
Total Rushes	444	473
NET YARDS PASSING	3104	3518
Avg. Per Game	194.0	219.9
Sacked/Yards Lost	50/340	33/232
Gross Yards	3444	3750
Att./Completions	509/299	543/324
Completion Pct.	58.7	59.7
Had Intercepted	14	22
PUNTS/AVERAGE	95/46.6	81/44.6
NET PUNTING AVG.	95/39.3	81/37.7
PENALTIES/YARDS	138/1047	96/907
FUMBLES/BALL LOST	22/9	18/9
TOUCHDOWNS	35	33
Rushing	15	10
Passing	15	18
Defensive	4	2
Returns	1	3
FIELD GOALS	25/30	28/37
TOTAL POINTS	321	315

Scoring	TD	Ru	Pa	Rt	PAT	FG	S	Pts
Hauschka	0	0	0	0	34/34	25/30	0	109
Lynch	13	12	1	0			0	78
Baldwin	4	0	4	0			0	24
Tate	3	0	3	0			0	18
Browner	2	0	0	2			0	12
Obomanu	2	0	2	0			0	12
Rice	2	0	2	0			0	12
Robinson	2	0	1	1			0	12
SEA	35	15	15	5	34/34	25/30	1	321
OPP	33	10	18	5	31/32	28/37	0	315

2-Point Conversions: SEA 0-1, OPP 1-1.

Rushing	Att	Yds	Avg	LG	TD
Lynch	285	1204	4.2	47	12
Washington	53	248	4.7	48t	1
Forsett	46	145	3.2	22t	1
Jackson	40	108	2.7	13	1
SEA	444	1756	4.0	48t	15
OPP	473	1797	3.8	39	10

Receiving	No	Yds	Avg	LG	TD
Baldwin	51	788	15.5	55t	4
Obomanu	37	436	11.8	55	2
Tate	35	382	10.9	33	3
Rice	32	484	15.1	52t	2
Lynch	28	212	7.6	26	1
SEA	299	3444	11.5	61t	15
OPP	324	3750	11.6	68t	18

Interceptions	No	Yds	Avg	LG	TD
Browner	6	220	36.7	94t	2
Sherman	4	45	11.3	33	0
Chancellor	4	27	6.8	9	0
Hawthorne	3	111	37.0	77t	1
SEA	22	462	21.0	94t	4
OPP	14	187	13.4	75t	1

Punting	No	Yds	Avg	Net	TB	I20	LG	B
Ryan	95	4431	46.6	39.3	8	34	77	0
SEA	95	4431	46.6	39.3	8	34	77	0
OPP	81	3616	44.6	37.7	5	18	66	2

Punt Returns	No	FC	Yds	Avg	LG	TD
Washington	41	16	464	11.3	37	0
SEA	42	16	464	11.0	37	0
OPP	47	20	541	11.5	63	2

Kickoff Returns	No	Yds	Avg	LG	TD
Washington	43	1084	25.2	54	0
SEA	46	1142	24.8	54	0
OPP	48	1249	26.0	102t	1

Field Goals	1-19	20-29	30-39	40-49	50+
Hauschka	2/2	5/6	9/10	7/8	2/4
SEA	2/2	5/6	9/10	7/8	2/4
OPP	1/1	10/12	4/4	9/12	4/8

Passing	Att	Cmp	Yds	Cmp%	Yds/Att	TD	TD%	Int	Int%	LG	Sacked	Rating
Jackson	450	271	3091	60.2	6.87	14	3.1	13	2.9	61t	42/294	79.2
Whitehurst	56	27	298	48.2	5.32	1	1.8	1	1.8	38	8/46	62.9
SEA	509	299	3444	58.7	6.77	15	2.9	14	2.8	61t	50/340	77.6
OPP	543	324	3750	59.7	6.91	18	3.3	22	4.1	68t	33/232	74.8

DEFENSIVE STATISTICS

Player	T	S	A	QB	Int	PD	FF	FR
Hawthorne	115	72	43	2.0	3	6	0	1
Chancellor	94	73	21	1.0	4	12	1	1
Thomas	92	67	25	0	2	6	1	2
Hill	89	68	21	4.0	0	0	1	0
Wright	61	46	15	2.0	0	2	1	1
Mebane	56	40	16	0	0	1	0	0
Browner	54	51	3	0	6	23	0	0

Record (finish): 7-9 (3rd, NFC West)

Head Coach: Pete Carroll (14-18, .438)

Assistants: Darrell Bevell (Off. Coord.), Gus Bradley (Def. Coord.), Kippy Brown (Wide Receivers), Luke Butkus (Quality Control/Off. Line), Tom Cable (Asst. Head Coach/Off. Line), Dave Canales (Quality Control/Offense), Chris Carlisle (Head Strength & Cond.), Monday Gee (Asst. Strength & Cond.), Pat McPherson (Tight Ends), Ken Norton, Jr. (Linebackers), Kris Richard (Defensive Backs/CBs), Pat Ruel (Asst. Offensive Line), Robert Saleh (Quality Control/Defense), Brian Schneider (Special Teams), Rocky Seto (Asst. Defensive Backs/S), Carl Smith (Quarterbacks), Sherman Smith (Running Backs), Jeff Ulbrich (Asst. Special Teams), Todd Wash (Defensive Line), Jamie Yanchar (Asst. Strength & Cond.).

Captains: QB Tarvaris Jackson, CB Marcus Trufant, FB/ST Michael Robinson, RB/ST Leon Washington

Largest Award: DE Red Bryant

Pro Bowl: CB Brandon Browner, S Kam Chancellor, RB Marshawn Lynch, FB Michael Robinson, S Earl Thomas

EAST	AFC					
	W	L	T	Pct.	Pts.	Opp.
New England	13	3	0	.813	513	342
N.Y. Jets	8	8	0	.500	377	363
Miami	6	10	0	.375	329	313
Buffalo	6	10	0	.375	372	434
NORTH	W	L	T	Pct.	Pts.	Opp.
Baltimore	12	4	0	.750	378	266
Pittsburgh*	12	4	0	.750	325	227
Cincinnati*	9	7	0	.563	344	323
Cleveland	4	12	0	.250	218	307
SOUTH	W	L	T	Pct.	Pts.	Opp.
Houston	10	6	0	.625	381	278
Tennessee	9	7	0	.563	325	317
Jacksonville	5	11	0	.313	243	329
Indianapolis	2	14	0	.125	243	430
WEST	W	L	T	Pct.	Pts.	Opp.
Denver	8	8	0	.500	309	390
San Diego	8	8	0	.500	406	377
Oakland	8	8	0	.500	359	433
Kansas City	7	9	0	.438	338	212

* Wild Card teams

OFFENSE

Pos.	Starts
WR	Mike Williams 10
	Sidney Rice 9
	Ben Obomanu 7
LT	Russell Okung* 12
	Paul McQuistan 4
LG	Robert Gallery 12
	Paul McQuistan 3
C	Max Unger 15
RG	John Moffitt* 9
	Lemuel Jeanpierre 4
RT	James Carpenter* 8
	Breno Giacomini 8
TE	Zach Miller 15
QB	Tarvaris Jackson 14
RB	Marshawn Lynch 15
FB	Michael Robinson 5

DEFENSE

LE	Chris Clemons 16
LT	Alan Branch 15
RT	Brandon Mebane 16
RE	Red Bryant 16
OLB	Leroy Hill 16
MLB	David Hawthorne 14
OLB	K.J. Wright 14
LCB	Richard Sherman* 10
	Marcus Trufant 4
RCB	Brandon Browner 16
SS	Kam Chancellor 15
FS	Earl Thomas 16

SPECIAL TEAMS

P	Jon Ryan 16
K	Steven Hauschka 16
LS	Clint Gresham 16

*Rookie or first-year player

EAST	NFC					
	W	L	T	Pct.	Pts.	Opp.
N.Y. Giants	9	7	0	.563	394	400
Philadelphia	8	8	0	.500	396	328
Dallas	8	8	0	.500	369	347
Washington	5	11	0	.313	288	367
NORTH	W	L	T	Pct.	Pts.	Opp.
Green Bay	15	1	0	.938	560	359
Detroit*	10	6	0	.625	474	387
Chicago	8	8	0	.500	353	341
Minnesota	3	13	0	.188	340	449
SOUTH	W	L	T	Pct.	Pts.	Opp.
New Orleans	13	3	0	.813	547	339
Atlanta*	10	6	0	.625	402	350
Carolina	6	10	0	.375	406	429
Tampa Bay	4	12	0	.250	287	494
WEST	W	L	T	Pct.	Pts.	Opp.
San Francisco	13	3	0	.813	380	229
Arizona	8	8	0	.500	312	348
Seattle	7	9	0	.438	321	315
St. Louis	2	14	0	.125	193	407

2012 REVIEW (11-5, 1-1 PLAYOFFS)

Date	W/L Score	Opponents	Att	By Quarters	1	2	3	4	OT	Tot		
9/9	L 20-16	at Arizona	60,032	SEA	98	122	87	99	6	412		
9/16	W 27-7	Dallas	68,008	OPP	51	84	42	68	0	245		
9/24	W 14-12	Green Bay	68,218									
9/30	L 19-13	at St. Louis	53,193	Scoring	TD	Ru	Pa	Rt	PAT	FG	S	Pts
10/7	W 16-12	at Carolina	72,676	Hauschka	0	0	0	0	46/48	24/27	0	118
10/14	W 24-23	New England	68,137	Lynch	12	11	1	0			0	72
10/18	L 13-6	at San Francisco	69,732	Rice	7	0	7	0			0	42
10/28	L 28-24	at Detroit	63,497	Tate	7	0	7	0			0	42
11/4	W 30-20	Minnesota	67,584	Wilson	4	4	0	0			0	24
11/11	W 28-7	N.Y. Jets	67,841	Baldwin	3	0	3	0			0	18
11/18		BYE		McCoy	3	0	3	0			0	18
11/25	L 24-21	at Miami	51,295	Miller	3	0	3	0			0	18
12/2	W 23-17	at Chicago (OT)	62,264	SEA	49	16	27	6	46/48	24/27	0	412
12/9	W 58-0	Arizona	67,685	OPP	25	8	15	2	24/24	23/25	1	245
12/16	W 50-17	at Buffalo (in Toronto)	40,770	2-Point Conversions: SEA 0-0, OPP 0-1.								

				Rushing	Att	Yds	Avg	LG	TD
12/23	W 42-13	San Francisco	68,161	Lynch	315	1590	5.0	77t	11
12/30	W 20-13	St. Louis	67,936	Wilson	94	489	5.2	25t	4
				Turbin	80	354	4.4	26	0
1/6	W 24-14	at Washington (NFC Wild Card Game)	84,325	Washington	23	83	3.6	14	1
1/13	L 30-28	at Atlanta (NFC Divisional Playoff)	70,366	SEA	536	2579	4.8	77t	16
				OPP	368	1649	4.5	74	8

POSTSEASON

Team Statistics	Sea	Opp	Receiving	No	Yds	Avg	LG	TD			
TOTAL FIRST DOWNS	311	295	Rice	50	748	15.0	46t	7			
Rushing	129	80	Tate	45	688	15.3	51	7			
Passing	153	186	Miller	38	396	10.4	30	3			
Penalty	29	29	Baldwin	29	366	12.6	50	3			
3rd Down: Made/Att.	80/199	76/198	SEA	259	3234	12.5	67	27			
3rd Down Pct.	40.2	38.4	OPP	327	3497	10.7	56	15			
4th Down: Made/Att.	11/18	3/10	Interceptions	No	Yds	Avg	LG	TD			
4th Down Pct.	61.1	30.0	Sherman	8	57	7.1	29	1			
POSSESSION AVG.	31:36	28:24	Thomas	3	80	26.7	57t	1			
TOTAL NET YARDS	5610	4899	Wagner	3	55	18.3	45	0			
Avg. Per Game	350.6	306.2	Browner	3	39	13.0	35	0			
Total Plays	974	968	SEA	18	255	14.2	57t	2			
Avg. Per Play	5.8	5.1	OPP	10	115	11.5	34	1			
NET YARDS RUSHING	2579	1649	Punting	No	Yds	Avg	Net	TB	I20	LG	B
Avg. Per Game	161.2	103.1	Ryan	65	2963	45.6	40.8	3	30	73	0
Total Rushes	536	368	SEA	65	2963	45.6	40.8	3	30	73	0
NET YARDS PASSING	3031	3250	OPP	78	3515	45.1	40.0	2	30	66	1
Avg. Per Game	189.4	203.1	Punt Returns	No	FC	Yds	Avg	LG	TD		
Sacked/Yards Lost	33/203	36/247	Washington	41	17	356	8.7	52	0		
Gross Yards	3234	3497	SEA	42	18	355	8.5	52	0		
Att./Completions	405/259	564/327	OPP	29	17	252	8.7	38	0		
Completion Pct.	64.0	58.0	Kickoff Returns	No	Yds	Avg	LG	TD			
Had Intercepted	10	18	Washington	27	784	29.0	98t	1			
PUNTS/AVERAGE	65/45.6	78/45.1	SEA	29	787	27.1	98t	1			
NET PUNTING AVG.	65/40.8	78/40.0	OPP	50	1147	22.9	40	0			
PENALTIES/YARDS	110/890	102/902	Field Goals	1-19	20-29	30-39	40-49	50+			
FUMBLES/BALL LOST	16/8	27/13	Hauschka	1/1	7/7	10/10	5/5	1/4			
TOUCHDOWNS	49	25	SEA	1/1	7/7	10/10	5/5	1/4			
Rushing	16	8	OPP	0/0	6/7	8/8	5/5	4/5			
Passing	27	15									
Defensive	5	2									
Returns	1	0									
FIELD GOALS	24/27	23/25									
TOTAL POINTS	412	245									

Passing	Att	Cmp	Yds	Cmp%	Yds/Att	TD	TD%	Int	Int%	LG	Sacked	Rating
Wilson	393	252	3118	64.1	7.93	26	6.6	10	2.5	67	33/203	100.0
Flynn	9	5	68	55.6	7.56	0	0.0	0	0.0	27	0/0	79.9
SEA	405	259	3234	64.0	7.99	27	6.7	10	2.5	67	33/203	100.6
OPP	564	327	3497	58.0	6.20	15	2.7	18	3.2	56	36/247	71.8

DEFENSIVE STATISTICS

Player	T	S	A	QB	Int	PD	FF	FR
Wagner	140	86	54	2.0	3	4	0	0
Wright	96	66	30	1.0	1	5	1	0
Chancellor	91	69	22	0.0	0	5	1	1
Sherman	62	52	10	1.0	8	24	2	1
Thomas	61	39	22	0.0	3	9	1	0
Mebane	56	31	25	3.0	0	3	0	1
Hill	47	31	16	1.5	0	0	1	0

Record (finish): 11-5 (2nd, NFC West)

Head Coach: Pete Carroll (25-23, .521)

Assistants: Darrell Bevell (Off. Coord.), Gus Bradley (Def. Coord.), Kippy Brown (Wide Receivers), Tom Cable (Asst. Head Coach/Off. Line), Dave Canales (Quality Control/Offense), Chris Carlisle (Head Strength & Cond.), Nate Carroll (Def. Asst.), Keith Carter (Quality Control/Offense), Mondray Gee (Asst. Strength & Cond.), Pat McPherson (Tight Ends), Marquand Manuel (Asst. Special Teams), Ken Norton, Jr. (Linebackers), Kris Richard (Defensive Backs), Pat Ruel (Asst. Offensive Line), Robert Saleh (Quality Control/Defense), Brian Schneider (Special Teams), Rocky Seto (Defensive Passing Game Coord.), Carl Smith (Quarterbacks), Sherman Smith (Running Backs), Todd Wash (Defensive Line), Jamie Yanchar (Asst. Strength & Cond.).

Captains: C Max Unger, DE Red Bryant, LB/ST Heath Farwell, FB/ST Michael Robinson

Largest Award: QB Russell Wilson

Pro Bowl: RB Marshawn Lynch, T Russell Okung, S Earl Thomas, C Max Unger, RS/RB Leon Washington, QB Russell Wilson

All-Pro: RB Marshawn Lynch, CB Richard Sherman, S Earl Thomas, C Max Unger

	AFC					
	W	L	T	Pct.	Pts.	Opp.
EAST						
New England	12	4	0	.750	557	331
Miami	7	9	0	.438	288	317
N.Y. Jets	6	10	0	.375	281	375
Buffalo	6	10	0	.375	344	435
NORTH						
Baltimore	10	6	0	.625	398	344
Cincinnati*	10	6	0	.625	391	320
Pittsburgh	8	8	0	.500	336	314
Cleveland	5	11	0	.313	302	368
SOUTH						
Houston	12	4	0	.750	416	331
Indianapolis*	11	5	0	.688	357	387
Tennessee	6	10	0	.375	330	471
Jacksonville	2	14	0	.125	255	444
WEST						
Denver	13	3	0	.813	481	289
San Diego	7	9	0	.438	350	350
Oakland	4	12	0	.250	290	443
Kansas City	2	14	0	.125	211	425

* Wild Card teams

OFFENSE

Pos.	Starts
WR	Sidney Rice 16
	Golden Tate 15
LT	Russell Okung 15
LG	James Carpenter 7
	Paul McQuistan 7
	John Moffitt 2
C	Max Unger 16
RG	Paul McQuistan 9
	John Moffitt 4
	J.R. Sweezy* 3
RT	Breno Giacomini 16
TE	Zach Miller 15
QB	Russell Wilson* 16
RB	Marshawn Lynch 16
FB	Michael Robinson 6

DEFENSE

LE	Red Bryant 16
LT	Alan Branch 16
RT	Brandon Mebane 16
RE	Chris Clemons 16
OLB	Leroy Hill 12
	Malcolm Smith 3
MLB	Bobby Wagner* 15
OLB	K.J. Wright 15
LCB	Richard Sherman 16
RCB	Brandon Browner 12
	Jeremy Lane* 3
SS	Kam Chancellor 16
FS	Earl Thomas 16

SPECIAL TEAMS

P	Jon Ryan 16
K	Steven Hauschka 16
LS	Clint Gresham 16

*Rookie or first-year player

NFC

	NFC					
	W	L	T	Pct.	Pts.	Opp.
EAST						
Washington	10	6	0	.625	436	388
N.Y. Giants	9	7	0	.563	429	344
Dallas	8	8	0	.500	376	400
Philadelphia	4	12	0	.250	280	444
NORTH						
Green Bay	11	5	0	.688	433	336
Minnesota*	10	6	0	.625	379	348
Chicago	10	6	0	.625	375	277
Detroit	4	12	0	.250	372	437
SOUTH						
Atlanta	13	3	0	.813	419	299
Carolina	7	9	0	.438	357	363
New Orleans	7	9	0	.438	461	454
Tampa Bay	7	9	0	.438	389	394
WEST						
San Francisco	11	4	1	.719	397	273
Seattle*	11	5	0	.688	412	245
St. Louis	7	8	1	.469	299	348
Arizona	5	11	0	.313	250	357

2013 REVIEW (13-3, 3-0 PLAYOFFS)

Date	W/L	Score	Opponents	Att	By Quarters	1	2	3	4	OT	Tot		
9/8	W	12-7	at Carolina	73,294	SEA	69	140	87	115	6	417		
9/15	W	29-3	San Francisco	68,338	OPP	22	108	41	60	0	231		
9/22	W	45-17	Jacksonville	68,087									
9/29	W	23-20	at Houston (OT)	71,756									
10/6	L	34-28	at Indianapolis	66,608									
10/13	W	20-13	Tennessee	68,127									
10/17	W	34-22	at Arizona	61,200									
10/28	W	14-9	at St. Louis	55,966									
11/3	W	27-24	Tampa Bay (OT)	67,873									
11/10	W	33-10	at Atlanta	70,309									
11/17	W	41-20	Minnesota	68,235									
11/24			BYE										
12/2	W	34-7	New Orleans	68,387									
12/8	L	19-17	at San Francisco	69,732									
12/15	W	23-0	at N.Y. Giants	79,691									
12/22	L	17-10	Arizona	68,266									
12/29	W	27-9	St. Louis	68,264									
POSTSEASON													
1/11	W	23-15	New Orleans (NFC Divisional Playoff)	68,388									
1/19	W	23-17	San Francisco (NFC Championship Game)	68,454									
2/2	W	43-8	Denver (Super Bowl XLVIII)	82,529									
Team Statistics			Sea	Opp									
TOTAL FIRST DOWNS			307	282									
Rushing			116	83									
Passing			160	156									
Penalty			31	43									
3rd Down: Made/Att.			76/204	76/216									
3rd Down Pct.			37.3	35.2									
4th Down: Made/Att.			6/11	4/11									
4th Down Pct.			54.5	36.4									
POSSESSION AVG.			29:57	30:03									
TOTAL NET YARDS			5424	4378									
Avg. Per Game			339.0	273.6									
Total Plays			973	990									
Avg. Per Play			5.6	4.4									
NET YARDS RUSHING			2188	1626									
Avg. Per Game			136.8	101.6									
Total Rushes			509	422									
NET YARDS PASSING			3236	2752									
Avg. Per Game			202.3	172.0									
Sacked/Yards Lost			44/272	44/298									
Gross Yards			3508	3050									
Att./Completions			420/267	524/309									
Completion Pct.			63.6	59.0									
Had Intercepted			9	28									
PUNTS/AVERAGE			76/41.6	82/46.1									
NET PUNTING AVG.			76/39.2	82/38.0									
PENALTIES/YARDS			128/1183	98/879									
FUMBLES/BALL LOST			26/10	26/11									
TOUCHDOWNS			45	22									
Rushing			14	4									
Passing			27	16									
Defensive			4	2									
Returns			0	0									
FIELD GOALS			33/35	26/27									
TOTAL POINTS			417	231									
					Scoring	TD	Ru	Pa	Rt	PAT	FG	S	Pts
					Hauschka	0	0	0	0	44/44	33/35	0	143
					Lynch	14	12	2	0			0	84
					Baldwin	5	0	5	0			0	30
					Miller	5	0	5	0			0	30
					Tate	5	0	5	0			0	30
					Kearse	4	0	4	0			1	26
					Rice	3	0	3	0			0	18
					SEA	45	14	27	4	44/44	33/35	2	417
					OPP	22	4	16	2	17/17	26/27	0	231
					2-Point Conversions: SEA 0-1, OPP 2-5.								
					Rushing	Att	Yds	Avg	LG	TD			
					Lynch	301	1257	4.2	43	12			
					Wilson	96	539	5.6	27	1			
					Turbin	77	264	3.4	15	0			
					Michael	18	79	4.4	13	0			
					SEA	509	2188	4.3	43	14			
					OPP	422	1626	3.9	5.1	4			
					Receiving	No	Yds	Avg	LG	TD			
					Tate	64	898	14.0	80t	5			
					Baldwin	50	778	15.6	52	5			
					Lynch	36	316	8.8	55	2			
					Miller	33	387	11.7	60	5			
					Kearse	22	346	15.7	43t	4			
					SEA	267	3508	13.1	80t	27			
					OPP	309	3050	9.9	73t	16			
					Interceptions	No	Yds	Avg	LG	TD			
					Sherman	8	125	15.6	58t	1			
					Thomas	5	9	1.8	11	0			
					Maxwell	4	6	1.5	6	0			
					Chancellor	3	78	26.0	32	0			
					SEA	28	385	13.8	58t	3			
					OPP	9	21	2.3	10	0			
					Punting	No	Yds	Avg	Net	TB	I20	LG	B
					Ryan	74	3159	42.7	39.2	5	28	69	2
					SEA	76	3159	41.6	39.2	5	28	69	2
					OPP	82	3779	46.1	38.0	4	22	61	1
					Punt Returns	No	FC	Yds	Avg	LG	TD		
					Tate	51	14	585	11.5	71	0		
					SEA	52	14	579	11.1	71	0		
					OPP	21	30	82	3.9	32	0		
					Kickoff Returns	No	Yds	Avg	LG	TD			
					Kearse	13	283	21.8	40	0			
					SEA	33	698	21.2	58	0			
					OPP	44	1056	24.0	40	0			
					Field Goals	1-19	20-29	30-39	40-49	50+			
					Hauschka	0/0	10/11	9/9	11/12	3/3			
					SEA	0/0	10/11	9/9	11/12	3/3			
					OPP	0/0	9/9	7/7	7/7	3/4			

Passing	Att	Cmp	Yds	Cmp%	Yds/Att	TD	TD%	Int	Int%	LG	Sacked	Rating
Wilson	407	257	3357	63.1	8.25	26	6.4	9	2.2	80t	44/272	101.2
Jackson	13	10	151	76.9	11.62	1	7.7	0	0.0	35t	0/0	140.2
SEA	420	267	3508	63.6	8.35	27	6.4	9	2.1	80t	44/272	102.4
OPP	524	309	3050	59.0	5.82	16	3.1	28	5.3	73t	44/298	63.4

DEFENSIVE STATISTICS

Player	T	S	A	QB	Int	PD	FF	FR
Wagner	119	71	48	5.0	2	6	0	1
Thomas	100	75	25	0.0	5	8	2	0
Chancellor	93	61	32	0.0	3	6	1	0
Wright	80	46	34	1.5	0	4	0	1
McDaniel	52	23	29	2.0	0	1	0	1
Smith	50	30	20	1.0	2	4	1	0

Record (finish): 13-3 (1st, NFC West)

Head Coach: Pete Carroll (38-26, .594)

Assistants: Darrell Bevell (Off. Coord.), Dan Quinn (Def. Coord.), Kippy Brown (Wide Receivers), Tom Cable (Asst. Head Coach/Off. Line), Dave Canales (Asst. QBs/Quality Control-Off.), Chris Carlisle (Head Strength & Cond.), Nate Carroll (Off. Asst.), Keith Carter (Quality Control/Offense), Mondray Gee (Asst. Strength & Cond.), John Glenn (Coaching Asst./ST), Travis Jones (Def. Line), Pat McPherson (Tight Ends), Marquand Manuel (Def. Asst.), Ken Norton, Jr. (Linebackers), Kris Richard (Defensive Backs), Pat Ruel (Asst. Offensive Line), Robert Saleh (Quality Control/Defense), Brian Schneider (Special Teams), Rocky Seto (Defensive Passing Game Coord.), Carl Smith (Quarterbacks), Sherman Smith (Running Backs), Nick Sorensen (Coaching Asst./ST), Jamie Yanchar (Asst. Strength & Cond.).

Captains: QB Russell Wilson, DE Red Bryant, LB/ST Heath Farwell

Largest Award: FS Earl Thomas

Pro Bowl: S Kam Chancellor, RB Marshawn Lynch, CB Richard Sherman, S Earl Thomas, C Max Unger, QB Russell Wilson

All-Pro: S Kam Chancellor, CB Richard Sherman, S Earl Thomas

	AFC					
	W	L	T	Pct.	Pts.	Opp.
EAST						
New England	12	4	0	.750	444	338
N.Y. Jets	8	8	0	.500	290	387
Miami	8	8	0	.500	317	335
Buffalo	6	10	0	.375	339	388
NORTH						
Cincinnati	11	5	0	.688	430	305
Pittsburgh	8	8	0	.500	379	370
Baltimore	8	8	0	.500	320	352
Cleveland	4	12	0	.250	308	406
SOUTH						
Indianapolis	11	5	0	.688	391	336
Tennessee	7	9	0	.438	362	381
Jacksonville	4	12	0	.250	247	449
Houston	2	14	0	.125	276	428
WEST						
Denver	13	3	0	.813	606	399
Kansas City*	11	5	0	.688	430	305
San Diego*	9	7	0	.563	396	348
Oakland	4	12	0	.250	322	453

* Wild Card teams

OFFENSE

Pos.		Starts
WR	Golden Tate	13
	Doug Baldwin	10
	Sidney Rice	6
LT	Russell Okung	8
	Paul McQuistan	8
LG	James Carpenter	10
	Paul McQuistan	6
C	Max Unger	13
RG	J.R. Sweezy	15
RT	Breno Giacomini	9
	Michael Bowie*	7
TE	Zach Miller	11
QB	Russell Wilson	16
RB	Marshawn Lynch	16
FB	Michael Robinson	3

DEFENSE

LE	Red Bryant	15
LT	Tony McDaniel	15
RT	Brandon Mebane	16
RE	Chris Clemons	11
OLB	K.J. Wright	13
MLB	Bobby Wagner	14
OLB	Bruce Irvin	12
	Malcolm Smith	8
LCB	Richard Sherman	16
RCB	Brandon Browner	8
	Byron Maxwell	5
SS	Kam Chancellor	16
FS	Earl Thomas	16

SPECIAL TEAMS

P	Jon Ryan	16
K	Steven Hauschka	16
LS	Clint Gresham	16

*Rookie or first-year player

NFC

	NFC					
	W	L	T	Pct.	Pts.	Opp.
EAST						
Philadelphia	10	6	0	.625	442	382
Dallas	8	8	0	.500	439	432
N.Y. Giants	7	9	0	.438	294	383
Washington	3	13	0	.188	334	478
NORTH						
Green Bay	8	7	1	.531	417	428
Chicago	8	8	0	.500	445	478
Detroit	7	9	0	.438	395	376
Minnesota	5	10	1	.344	391	480
SOUTH						
Carolina	12	4	0	.750	366	241
New Orleans*	11	5	0	.688	414	304
Atlanta	4	12	0	.250	353	443
Tampa Bay	4	12	0	.250	288	389
WEST						
Seattle	13	3	0	.813	417	231
San Francisco*	12	4	0	.750	406	272
Arizona	10	6	0	.625	379	324
St. Louis	7	9	0	.438	348	364

2014 REVIEW (12-4, 2-1 PLAYOFFS)

Date	W/L	Score	Opponents	Att	By Quarters	1	2	3	4	OT	Tot		
9/4	W	36-16	Green Bay	68,424	SEA	67	117	82	122	6	394		
9/14	L	30-21	at San Diego	67,916	OPP	57	87	43	67	0	254		
9/21	W	26-20	Denver (OT)	68,447									
9/28			BYE										
10/6	W	27-17	at Washington	79,522	Scoring	TD	Ru	Pa	Rt	PAT	FG	S	Pts
10/12	L	30-23	Dallas	68,432	Hauschka	0	0	0	0	41/41	31/37	0	134
10/19	L	28-26	at St. Louis	57,855	Lynch	17	13	4	0			0	102
10/26	W	13-9	at Carolina	74,042	Wilson	6	6	0	0			0	36
11/2	W	30-24	Oakland	68,337	Baldwin	3	0	3	0			0	18
11/9	W	38-17	N.Y. Giants	68,352	Willson	3	0	3	0			0	18
11/16	L	24-20	at Kansas City	76,463	SEA	43	20	20	3	41/41	31/37	1	1394
11/23	W	19-3	Arizona	68,327	OPP	27	8	17	2	25/25	21/24	1	254
11/27	W	19-3	at San Francisco	70,799									
12/7	W	24-14	at Philadelphia	69,596									
12/14	W	17-7	San Francisco	68,526	Rushing		Att	Yds	Avg	LG	TD		
12/21	W	35-6	at Arizona	63,806	Lynch	280	1306	4.7	79t	13			
12/28	W	20-6	St. Louis	68,453	Wilson	118	849	7.2	55	6			
					Turbin	74	310	4.2	17	0			
					Michael	34	175	5.1	45	0			
					SEA	525	2762	5.3	79t	20			
					OPP	380	1304	3.4	47	8			

2-Point Conversions: SEA 0-1, OPP 1-2.

POSTSEASON

1/10	W	31-17	Carolina (NFC Divisional Playoff)	68,524
1/18	W	28-22	Green Bay (OT) (NFC Championship Game)	68,538
2/1	L	28-24	New England (Super Bowl XLIX)	70,288

Team Statistics

	Sea	Opp
TOTAL FIRST DOWNS	328	277
Rushing	144	70
Passing	160	175
Penalty	24	32
3rd Down: Made/Att.	90/212	75/202
3rd Down Pct.	42.5	37.1
4th Down: Made/Att.	3/11	8/14
4th Down Pct.	27.3	57.1
POSSESSION AVG.	32:11	27:49
TOTAL NET YARDS	6012	4274
Avg. Per Game	375.8	267.1
Total Plays	1021	924
Avg. Per Play	5.9	4.6
NET YARDS RUSHING	2762	1304
Avg. Per Game	172.6	81.5
Total Rushes	525	380
NET YARDS PASSING	3250	2970
Avg. Per Game	203.1	185.6
Sacked/Yards Lost	42/242	37/234
Gross Yards	3492	3204
Att./Completions	454/287	507/313
Completion Pct.	63.2	61.7
Had Intercepted	7	13
PUNTS/AVERAGE	62/43.4	83/43.7
NET PUNTING AVG.	62/38.3	83/39.7
PENALTIES/YARDS	130/1009	70/613
FUMBLES/BALL LOST	23/7	29/11
TOUCHDOWNS	43	27
Rushing	20	8
Passing	20	17
Defensive	3	2
Returns	0	0
FIELD GOALS	31/37	21/24
TOTAL POINTS	394	254

	Att	Yds	Avg	LG	TD
Lynch	280	1306	4.7	79t	13
Wilson	118	849	7.2	55	6
Turbin	74	310	4.2	17	0
Michael	34	175	5.1	45	0
SEA	525	2762	5.3	79t	20
OPP	380	1304	3.4	47	8

	No	Yds	Avg	LG	TD
Baldwin	66	825	12.5	49	3
Kearse	38	537	14.1	60	1
Lynch	37	367	9.9	39	4
Richardson	29	271	9.3	32	1
Willson	22	362	16.5	80t	3
SEA	287	3492	12.2	80t	20
OPP	313	3204	10.2	60t	17

	No	Yds	Avg	LG	TD
Sherman	4	81	20.3	53	0
Irvin	2	84	42.0	49t	2
Maxwell	2	23	11.5	21	0
SEA	13	319	24.5	53	2
OPP	7	138	19.7	73	0

	No	Yds	Avg	Net	TB	I20	LG	B
Ryan	61	2688	44.1	38.3	6	28	66	1
SEA	62	2688	43.4	38.3	6	28	66	1
OPP	83	3630	43.7	39.7	4	26	59	2

	No	FC	Yds	Avg	LG	TD
Walters	27	23	207	7.7	21	0
SEA	36	28	252	7.0	38	0
OPP	17	22	195	11.5	90t	1

	No	Yds	Avg	LG	TD
Richardson	16	376	23.5	47	0
SEA	39	820	21.0	47	0
OPP	43	1035	24.1	75	0

	1-19	20-29	30-39	40-49	50+
Hauschka	0/0	10/10	10/10	9/13	2/4
SEA	0/0	10/10	10/10	9/13	2/4
OPP	0/0	8/8	4/4	6/7	3/5

Passing	Att	Cmp	Yds	Cmp%	Yds/Att	TD	TD%	Int	Int%	LG	Sacked	Rating
Wilson	452	285	3475	63.1	7.69	20	4.4	7	1.5	80t	42/242	95.0
SEA	454	287	3492	63.2	7.69	20	4.4	7	1.5	80t	42/242	95.1
OPP	507	313	3204	61.7	6.32	17	3.4	13	2.6	60t	37/234	80.4

DEFENSIVE STATISTICS

Player	T	S	A	QB	Int	PD	FF	FR
Wright	107	74	33	2.0	0	4	3	1
Wagner	104	67	37	2.0	0	3	0	0
Thomas	95	69	26	0	1	6	3	1
Chancellor	76	58	18	0	1	6	1	0
Sherman	57	45	12	0	4	8	1	0
Bennett	39	27	12	7.0	0	0	1	0

Record (finish): 12-4 (1st, NFC West)

Head Coach: Pete Carroll (50-30, .625)

Assistants: Darrell Bevell (Off. Coord.), Dan Quinn (Def. Coord.), Kippy Brown (Wide Receivers), Tom Cable (Asst. Head Coach/Off. Line), Dave Canales (Asst. QBs/Quality Control-Off.), Chris Carlisle (Head Strength & Cond.), Nate Carroll (Asst. WRs), Mondray Gee (Asst. Strength & Cond.), John Glenn (Quality Control-Def.), Will Harriger (Off. Asst.), Travis Jones (Def. Line), Pat McPherson (Tight Ends), Marquand Manuel (Def. Asst.), Chris Morgan (Asst. Off. Line), Chad Morton (Asst. Special Teams), Ken Norton, Jr. (Linebackers), Kris Richard (Defensive Backs), Pat Ruel (Asst. Offensive Line), Brian Schneider (Special Teams), Rocky Seto (Defensive Passing Game Coord.), Carl Smith (Quarterbacks), Sherman Smith (Running Backs), Nick Sorensen (Coaching Asst./ST), Jamie Yanchar (Asst. Strength & Cond.).

Captains: QB Russell Wilson, S Kam Chancellor, K/ST Steven Hauschka, P/ST Jon Ryan

Largent Award: S Kam Chancellor

Pro Bowl: S Kam Chancellor, RB Marshawn Lynch, T Russell Okung, CB Richard Sherman, S Earl Thomas, LB Bobby Wagner, QB Russell Wilson

All-Pro: S Kam Chancellor, RB Marshawn Lynch, CB Richard Sherman, S Earl Thomas, LB Bobby Wagner

EAST	AFC						
	W	L	T	Pct.	Pts.	Opp.	
New England	12	4	0	.750	468	313	
Buffalo	9	7	0	.563	343	289	
Miami	8	8	0	.500	388	373	
N.Y. Jets	4	12	0	.250	283	401	
NORTH	W	L	T	Pct.	Pts.	Opp.	
Pittsburgh	11	5	0	.688	436	368	
Cincinnati*	10	5	1	.656	365	344	
Baltimore*	10	6	0	.625	409	302	
Cleveland	7	9	0	.438	299	337	
SOUTH	W	L	T	Pct.	Pts.	Opp.	
Indianapolis	11	5	0	.688	458	369	
Houston	9	7	0	.563	372	307	
Jacksonville	3	13	0	.188	249	412	
Tennessee	2	14	0	.125	254	438	
WEST	W	L	T	Pct.	Pts.	Opp.	
Denver	12	4	0	.750	482	354	
Kansas City	9	7	0	.563	353	281	
San Diego	9	7	0	.563	348	348	
Oakland	3	13	0	.188	253	452	

* Wild Card teams

OFFENSE

Pos.	Starts
WR	Doug Baldwin 16
	Jermaine Kearse 14
LT	Russell Okung 14
LG	James Carpenter 13
C	Max Unger 6
	Patrick Lewis 4
	Lemuel Jeanpierre 3
	Stephen Schilling 3
RG	J.R. Sweezy 16
RT	Justin Britt* 16
TE	Luke Willson 10
QB	Russell Wilson 16
RB	Marshawn Lynch 14
FB	Will Tukuafu 2

DEFENSE

LE	Michael Bennett 16
LT	Tony McDaniel 15
RT	Brandon Mebane 9
	Kevin Williams 7
RE	Cliff Avril 16
OLB	K.J. Wright 13
MLB	Bobby Wagner 11
	K.J. Wright 3
OLB	Bruce Irvin 13
LCB	Richard Sherman 16
RCB	Byron Maxwell 12
	Tharold Simon 4
SS	Kam Chancellor 14
FS	Earl Thomas 16

SPECIAL TEAMS

P	Jon Ryan 16
K	Steven Hauschka 16
LS	Clint Gresham 16

*Rookie or first-year player

EAST	NFC						
	W	L	T	Pct.	Pts.	Opp.	
Dallas	12	4	0	.750	467	352	
Philadelphia	10	6	0	.625	474	400	
N.Y. Giants	6	10	0	.375	380	400	
Washington	4	12	0	.250	301	438	
NORTH	W	L	T	Pct.	Pts.	Opp.	
Green Bay	12	4	0	.750	486	348	
Detroit*	11	5	0	.688	321	282	
Minnesota	7	9	0	.438	325	343	
Chicago	5	11	0	.313	319	442	
SOUTH	W	L	T	Pct.	Pts.	Opp.	
Carolina	7	8	1	.469	339	374	
New Orleans	7	9	0	.438	401	424	
Atlanta	6	10	0	.375	381	417	
Tampa Bay	2	14	0	.125	277	410	
WEST	W	L	T	Pct.	Pts.	Opp.	
Seattle	12	4	0	.750	394	254	
Arizona*	11	5	0	.688	310	299	
San Francisco	8	8	0	.500	306	340	
St. Louis	6	10	0	.375	324	354	

2015 REVIEW (10-6, 1-1 PLAYOFFS)

Date	W/L	Score	Opponents	Att	By Quarters	1	2	3	4	OT	Tot
9/13	L	34-31	at St. Louis (OT)	51,792	SEA	77	128	111	107	0	423
9/20	L	27-17	at Green Bay	78,433	OPP	40	91	49	91	6	277
9/27	W	26-0	Chicago	69,002							
10/5	W	13-10	Detroit	69,005							
10/11	L	27-24	at Cincinnati (OT)	65,004							
10/18	L	27-23	Carolina	69,020							
10/22	W	20-3	at San Francisco	70,799							
11/1	W	13-12	at Dallas	91,486							
11/15	L	39-32	Arizona	69,005							
11/22	W	29-13	San Francisco	68,993							
11/29	W	39-30	Pittsburgh	69,055							
12/6	W	38-7	at Minnesota	52,430							
12/13	W	35-6	at Baltimore	71,179							
12/20	W	30-13	Cleveland	69,002							
12/27	L	23-17	St. Louis	69,080							
1/3	W	36-6	at Arizona	64,646							

POSTSEASON

1/10	W	10-9	at Minnesota (NFC Wild Card Game)	52,090							
1/17	L	31-24	at Carolina (NFC Divisional Playoff)	74,287							

Team Statistics	Sea	Opp	Receiving	No	Yds	Avg	LG	TD			
TOTAL FIRST DOWNS	335	273	Baldwin	78	1069	13.7	80t	14			
Rushing	128	71	Lockett	51	664	13.0	49t	6			
Passing	190	175	Kearse	49	685	14.0	50	5			
Penalty	17	27	Graham	48	605	12.6	45	2			
3rd Down: Made/Att	99/213	67/195	F. Jackson	32	257	8.0	26	2			
3rd Down Pct.	46.5	34.4	SEA	333	4061	12.2	80t	34			
4th Down: Made/Att	8/9	1/7	OPP	333	3619	10.9	69t	14			
4th Down Pct.	88.9	14.3									
POSSESSION AVG.	31:40	28:20	Interceptions	No	Yds	Avg	LG	TD			
TOTAL NET YARDS	6058	4668	E. Thomas	5	67	13.4	32	0			
Avg. Per Game	378.6	291.8	Lane	2	60	30.0	54	0			
Total Plays	1036	947	Sherman	2	30	15.0	26	0			
Avg. Per Play	5.8	4.9	Chancellor	2	6	3.0	6	0			
NET YARDS RUSHING	2268	1304	SEA	14	205	14.6	54	0			
Avg. Per Game	141.8	81.5	OPP	8	50	6.3	24	0			
Total Rushes	501	362									
NET YARDS PASSING	3790	3364	Punting	No	Yds	Avg	Net	TB	I20	LG	B
Avg. Per Game	236.9	210.3	Ryan	68	3105	45.7	37.9	7	24	73	0
Sacked/Yards Lost	46/271	37/255	SEA	68	3105	45.7	37.9	7	24	73	0
Gross Yards	4061	3619	OPP	87	3918	45.0	38.9	4	25	72	0
Att./Completions	489/333	548/333									
Completion Pct.	68.1	60.8	Punt Returns	No	FC	Yds	Avg	LG	TD		
Had Intercepted	8	14	Lockett	40	21	379	9.5	66	1		
PUNTS/AVERAGE	68/45.7	87/45.0	SEA	42	22	450	10.7	66	1		
NET PUNTING AVG.	68/37.9	87/38.9	OPP	29	20	386	13.3	75t	1		
PENALTIES/YARDS	117/1007	94/795									
FUMBLES/BALL LOST	18/8	22/9	Kickoff Returns	No	Yds	Avg	LG	TD			
TOUCHDOWNS	49	28	Lockett	33	852	25.8	105t	1			
Rushing	10	10	SEA	34	868	25.5	105t	1			
Passing	34	14	OPP	42	1073	25.5	101t	1			
Defensive	3	3									
Returns	2	2									
FIELD GOALS	29/31	27/28	Field Goals	1-19	20-29	30-39	40-49	50+			
TOTAL POINTS	423	277	Hauschka	0/0	9/9	7/7	7/9	6/6			
			SEA	0/0	9/9	7/7	7/9	6/6			
			OPP	1/1	7/7	10/10	7/7	2/3			

2-Point Conversions: SEA 1-5, OPP 2-3.

Passing	Att	Cmp	Yds	Cmp%	Yds/Att	TD	TD%	Int	Int%	LG	Sacked	Rating
Wilson	483	329	4024	68.1	8.33	34	7.0	8	1.7	80t	45/265	110.1
SEA	489	333	4061	68.1	8.30	34	7.0	8	1.6	80t	46/271	109.8
OPP	548	333	3619	60.8	6.60	14	2.6	14	2.6	69t	37/255	78.1

DEFENSIVE STATISTICS

Player	T	S	A	QB	Int	PD	FF	FR
Wright	116	71	45	1.0	0	3	4	2
Wagner	114	67	47	0.5	0	7	2	3
Chancellor	74	44	30	0	2	4	1	0
Thomas	61	42	19	0	5	9	1	0
Bennett	52	33	19	10.0	0	0	2	0
Sherman	50	33	17	0	2	15	0	0

Record (finish): 10-6 (2nd, NFC West)

Head Coach: Pete Carroll (60-36, .625)

Assistants: Darrell Bevell (Off. Coord.), Kris Richard (Def. Coord.), Michael Barrow (LBs), Dwaine Board (Asst. DL), Tom Cable (Asst. Head Coach/Off. Line), Dave Canales (Wide Receivers), Chris Carlisle (Head Strength & Cond.), Brennan Carroll (Asst. OL), Nate Carroll (Asst. WRs), Chris Cash (Asst. Sec./CBs), Andre Curtis (Asst. Sec./Ss), Mondray Gee (Asst. Strength & Cond.), John Glenn (Quality Control/Def.), Will Harriger (Asst. QBs/QC Off.), Travis Jones (Def. Line), Pat McPherson (Tight Ends), Chad Morton (Asst. RBs/Asst. Special Teams), Pat Ruel (Asst. Offensive Line), Brian Schneider (Special Teams), Rocky Seto (Asst. HC/Defense), Carl Smith (Quarterbacks), Sherman Smith (Running Backs), Nick Sorensen (Asst. ST), Lofa Tatupu (Asst. LBs), Jamie Yanchar (Asst. Strength & Cond.).

Captains: QB Russell Wilson, LB Bobby Wagner, P/ST Jon Ryan

Largent Award: CB Richard Sherman

Pro Bowl: DE Michael Bennett, S Kam Chancellor, RS Tyler Lockett, CB Richard Sherman, S Earl Thomas, LB Bobby Wagner, QB Russell Wilson

All-Pro: RS Tyler Lockett, CB Richard Sherman, LB Bobby Wagner

	AFC						
	W	L	T	Pct.	Pts.	Opp.	
EAST							
New England	12	4	0	.750	465	315	
N.Y. Jets	10	6	0	.625	387	314	
Buffalo	8	8	0	.500	379	359	
Miami	6	10	0	.375	310	389	
NORTH							
Cincinnati	12	4	0	.750	419	279	
Pittsburgh*	10	6	0	.625	423	319	
Baltimore	5	11	0	.313	328	401	
Cleveland	3	13	0	.188	278	432	
SOUTH							
Houston	9	7	0	.563	339	313	
Indianapolis	8	8	0	.500	333	408	
Jacksonville	5	11	0	.313	376	448	
Tennessee	3	13	0	.188	299	423	
WEST							
Denver	12	4	0	.750	355	296	
Kansas City*	11	5	0	.688	405	287	
Oakland	7	9	0	.438	359	399	
San Diego	4	12	0	.250	320	398	

* Wild Card teams

OFFENSE

Pos.		Starts
WR	Doug Baldwin	16
	Jermaine Kearse	16
	Tyler Lockett*	8
LT	Russell Okung	13
LG	Justin Britt	16
C	Patrick Lewis	9
	Drew Nowak	7
RG	J.R. Sweezy	15
RT	Garry Gilliam	16
TE	Jimmy Graham	11
	Luke Willson	7
QB	Russell Wilson	16
RB	Thomas Rawls*	7
	Marshawn Lynch	6
FB	Derrick Coleman	3

DEFENSE

LE	Michael Bennett	16
LT	Ahtyba Rubin	16
RT	Brandon Mebane	15
RE	Cliff Avril	16
OLB	K.J. Wright	16
MLB	Bobby Wagner	15
OLB	Bruce Irvin	12
LCB	Richard Sherman	16
RCB	Cary Williams	10
	DeShawn Shead	6
SS	Kam Chancellor	11
	Kelcie McCray	3
FS	Earl Thomas	16

SPECIAL TEAMS

P	Jon Ryan	16
K	Steven Hauschka	16
LS	Clint Gresham	16

*Rookie or first-year player

	NFC						
	W	L	T	Pct.	Pts.	Opp.	
EAST							
Washington	9	7	0	.563	388	379	
Philadelphia	7	9	0	.438	377	430	
N.Y. Giants	6	10	0	.375	420	442	
Dallas	4	12	0	.250	275	374	
NORTH							
Minnesota	11	5	0	.688	365	302	
Green Bay*	10	6	0	.625	368	323	
Detroit	7	9	0	.438	358	400	
Chicago	6	10	0	.375	335	397	
SOUTH							
Carolina	15	1	0	.938	500	308	
Atlanta	8	8	0	.500	339	345	
New Orleans	7	9	0	.438	408	476	
Tampa Bay	6	10	0	.375	342	417	
WEST							
Arizona	13	3	0	.813	489	313	
Seattle*	10	6	0	.625	423	277	
St. Louis	7	9	0	.438	280	330	
San Francisco	5	11	0	.313	238	387	

COACHES ALL-TIME ROSTER

Name	Responsibility	Years	College
Arnold, Dave	Special Teams	1995-97	Drake
Austin, Teryl	Defensive Backs	2003-06	Pittsburgh
Barrow, Michael	Linebackers	2015-	Miami
Bates, Jeremy	Offensive Coordinator	2010	Rice
Beake, Chris	Quality Control/Offense Offensive Asst.	2008 2009	Air Force Academy
Becker, John	Offensive Coord./WRs	1989-91	Cal State-Northridge
Bevell, Darrell	Offensive Coordinator	2011-	Wisconsin
Board, Dwaine	Defensive Line Asst. Defensive Line	2003-08 2015-	North Carolina A&T
Boghosian, Sam	Offensive Coord./Off. Line	1976-77	UCLA
Bradley, Gus	Defensive Coordinator	2009-12	North Dakota State
Brasher, Tommy	Defensive Line	1992-98	Arkansas
Bratkowski, Bob	Wide Receivers Offensive Coord./WRs Offensive Coordinator	1992-94 1995-97 1998	Washington State
Brooks, Larry	Defensive Line	1999-2002	Virginia State
Brown, Dave	Defensive Coach	1992-98	Michigan
Brown, Kippy	Wide Receivers	2010-14	Memphis State
Butkus, Luke	Quality Control/Offensive Line	2010-11	Illinois
Cable, Tom	Asst. Head Coach/Offensive Line	2011-	Idaho
Canales, Dave	Quality Control/Offense Asst. QBs/Off. Quality Control Wide Receivers	2010-12 2013-14 2015-	Azusa Pacific
Carlisle, Chris	Head Strength & Conditioning	2010-	Chadron State
Carroll, Brennan	Asst. Offensive Line	2015-	Pittsburgh
Carroll, Nate	Defensive Assistant Offensive Assistant Assistant Wide Receivers	2010-12 2013 2014-	Southern California
Carroll, Pete	Exec. VP & Head Coach	2010-	Pacific
Carter, Keith	Quality Control/Offense	2012-13	UCLA
Cash, Chris	Asst. Secondary/Cornerbacks	2015	Southern California
Casullo, Bob	Special Teams Coordinator	2005-06	Brockport St. (N.Y.) College
Catlin, Tom	Asst. Head Coach/LBs/Def. Coord. Asst. Head Coach/Defense Asst. Head Coach Quality Control	1983-91 1992 1993 1994-95	Oklahoma
Christensen, Jack	Defensive Backs	1978-82	Colorado State
Clark, Mike	Head Strength & Conditioning	2004-09	Ottawa University
Colquitt, Jerry	Offensive Quality Control	1999-2002	Tennessee
Cromwell, Nolan	Wide Receivers	1999-2007	Kansas
Curtis, Andre	Asst. Secondary/Safeties Defensive Backs	2015 2016-	Virginia Military Institute
DeBord, Mike	Asst. Offensive Line Tight Ends	2008 2009	Manchester College
DeHaven, Bruce	Special Teams Coordinator	2007-09	SW College (Kan.)
Dunn, Kasey	Running Backs	2008-09	Idaho
Dyer, George	Defensive Line	1983-91	UC-Santa Barbara
Erickson, Dennis	Head Coach	1995-98	Montana State
Fisch, Jedd	Quarterbacks	2010	Florida
Flajole, Ken	Defensive Backs Linebackers	1999, 2001-02 2000	Pacific Lutheran
Flores, Tom	Head Coach	1992-94	Pacific
Gee, Mondray	Asst. Strength & Conditioning	2010-	Michigan State
Gilbertson, Keith	Defensive Asst. Tight Ends Offensive Consultant Asst. Offensive Line Wide Receivers	1996 1997-98 2005 2006-07 2008	Central Washington

Name	Responsibility	Years	College
Gillespie, Bill	Asst. Strength & Conditioning	2003-04	Liberty
Glenn, John	Coaching Assistant Quality Control/Defense Defensive Assistant	2012-13 2014-15 2016-	East Stroudsburg Univ.
Gray, Jerry	Defensive Backs	2010	Texas
Harriger, Will	Offensive Asst. Asst. QBs/Quality Control-Off. Assistant Quarterbacks	2014 2015 2016-	Auburn
Harris, Chick	Running Backs	1983-91	Northern Arizona
Haskell, Gil	Offensive Coordinator Asst. Head Coach/Off. Coord.	2000-06 2007-08	San Francisco State
Hawkins, Ralph	Defensive Backs	1983-88	Maryland
Headlee, Tom	Quality Control/Defense	2006-09	Washington State
Holland, Johnny	Asst. Special Teams & Strength Linebackers	2000 2001-02	Texas A&M
Holloway, Bob	Defensive Coordinator/DBs	1976-77	Michigan
Holmgren, Mike	Head Coach	1999-08	Southern California
Houck, Hudson	Offensive Line	1992	Southern California
Jackson, Milt	Wide Receivers	1998	Tulsa
James, Ned	Offensive Asst. Defensive Asst.	1995-96 1997	New Mexico
Jamison, John	Special Teams Asst.	2005-08	California
Johnson, Jim	Linebackers	1998	Missouri
Johnston, Kent	Strength & Conditioning	1999-2003	Stephen F. Austin
Jones, Travis	Defensive Line	2013-	Georgia
Kenner, Larry	Offensive Coordinator/QBs	1992-94	LaVerne
Knapp, Greg	Offensive Coordinator	2009	Sacramento State
Knox, Chuck	Head Coach	1983-91	Juniata
Krein, Darren	Asst. Strength & Cond.	1997-98, 01-09	Miami
Lappano, Tim	Running Backs	1998	Idaho
Lauterbur, Frank	Defensive Line	1982	Mt. Union
Laveroni, Bill	Asst. Offensive Line Offensive Line	2001-03 2004-07	California
Lazor, Bill	Quarterbacks	2008-09	Cornell
LeDuc, Dana	Strength & Conditioning	1995-98	Texas
Leggett, Earl	Defensive Line	1976-77	Louisiana State
Lewis, Tim	Defensive Backs	2009	Pittsburgh
Lind, Jim	Linebackers Tight Ends	1999 2000-08	Bemidji (Minn.) State
Lopez, Clayton	Defensive Quality Control Defensive Asst./Secondary	1999-2001 2002-03	Nevada
Lovat, Tom	Offensive Line	1999-2003	Utah
MacDonald, Andy	Running Backs	1976-82	Central Michigan
McCormack, Mike	Head Coach	1982	Kansas
McMackin, Greg	Defensive Coordinator	1995-98	So. Oregon State
McPherson, Pat	Tight Ends	2010-	Santa Clara
Manning, Jr., Ricky	Defensive Assistant	2016-	UCLA
Manuel, Marquand	Assistant Special Teams Defensive Assistant	2012 2013-14	Florida
Marmie, Larry	Defensive Asst./Secondary	2006-09	Eastern Kentucky
Marshall, John	Linebackers Defensive Coordinator	2003-05 2006-08	Oregon
Matsumoto, Arnie	Staff Asst.	1989-95	Lewis and Clark
Meyer, Ken	Quarterbacks	1983-91	Denison
Meyers, Bill	Asst. Offensive Line	1998	Stanford
Michaels, Mark	Asst. Special Teams Special Teams	2001-03 2004	Connecticut
Mitchell, Stump	Running Backs	1999-2007	Citadel
Moore, Steve	Wide Receivers Offensive Coordinator/WRs	1983-85 1986-88	UC-Santa Barbara
Mora, Jim E.	Defensive Line	1978-81	Occidental
Mora, Jim L.	Asst. Head Coach/Secondary Head Coach	2007-08 2009	Washington

Name	Responsibility	Years	College
Morgan, Chris	Assistant Offensive Line	2014	Colorado
Morton, Chad	Asst. Special Teams	2014-15	Southern California
	Asst. RBs/Asst. Special Teams	2016-	
Moyer, Paul	Special Assignments	1990-91	Arizona State
	DBs/Asst. Special Teams	1992-94	
Mudd, Howard	Offensive Line	1978-82	Hillsdale
		1993-97	
Murphy, Mike	Linebackers	1995-97	Huron
Norton, Jr., Ken	Linebackers	2010-14	UCLA
Olson, Rich	Quarterbacks	1995-98	Washington State
Patera, Jack	Head Coach	1976-82	Oregon
Peccatiello, Larry	Linebackers	1976-77	William and Mary
	Defensive Coordinator/LBs	1978-80	
Perry, Rod	Defensive Backs	1989-91	Colorado
Phair, Mike	Asst. Linebackers	2008	Arizona State
	Asst. Defensive Line	2009	
	Defensive Asst.	2010	
Prince, Robert	Wide Receivers	2009	Humboldt State
Prochaska, Ray	Offensive Coordinator/OL	1983-85	Nebraska
Purnell, Russ	Special Assignments	1986	Whittier
	TEs/Asst. Special Teams	1987-91	
	TEs/Special Teams	1992-94	
Quinn, Dan	Asst. Head Coach/Def. Line	2009	Salisbury State
	Defensive Line	2010	
	Defensive Coordinator	2013-14	
Raines, Frank	Strength & Conditioning	1990-94	George Mason
Reynolds, Gary	Off. Asst./Quality Control	2003-07	Texas A&M
Rhodes, Ray	Defensive Coordinator	2003-05	Tulsa
	Special Projects/Defense	2006-07	
Rhome, Jerry	QB/WRs/TEs	1976-77	Tulsa
	Offensive Coord./QB/WRs/TEs	1978-79	
	Offensive Coord./QB/WRs	1980-82	
Richard, Kris	Asst. Defensive Backs	2010	Southern California
	Defensive Backs	2011-14	
	Defensive Coordinator	2015-	
Roach, Dick	Defensive Asst.	1999-2000	Black Hills State
Robinson, Willy	Defensive Backs	1995-98	Fresno State
Rodriguez, Pete	Asst. Head Coach/Special Teams	1998	Western St. (Colorado)
	Special Teams Coordinator	1999-2003	
Rollins, Zerick	Defensive Asst.	2001	Texas A&M
	Defensive Line/Quality Control	2002-05	
	Linebackers	2006-09	
Ruel, Pat	Asst. Offensive Line	2010-	Miami
Saleh, Robert	Quality Control/Defense	2011-13	Northern Michigan
Schneider, Brian	Special Teams Coordinator	2010-	Colorado State
Seto, Rocky	Quality Control/Defense	2010	Southern California
	Asst. Defensive Backs/Safeties	2011	
	Defensive Passing Game Coord.	2012-14	
	Asst. Head Coach/Defense	2015-	
Shelmon, Clarence	Running Backs	1992-97	Houston
Sheppard, Mike	Quarterbacks	1999-2000	California Lutheran
Sherman, Mike	Offensive Coordinator	1999	Central Connecticut State
Shurmur, Fritz	Defensive Coordinator	1999	Albion College (Mich.)
Sidwell, Steve	Defensive Coordinator	2000-02	Colorado
Simpson, Jackie	Defensive Coord./LBs	1981-82	Mississippi
Smith, Carl	Quarterbacks	2011-	Cal Poly-SLO
Smith, Gregg	Asst. Head Coach/TEs	1995-96	Idaho
	Asst. Head Coach/Offensive Line	1997	
	Offensive Line	1998	
Smith, Sherman	Running Backs	2010-	Miami (Ohio)
Solari, Mike	Offensive Line	2008-09	San Diego State
Sorensen, Nick	Asst. Special Teams	2013-15	Virginia Tech
	Asst. DBs/Asst. Special Teams	2016-	

Name	Responsibility	Years	College
Springer, Rod	Asst. Strength & Cond.	1999-2002	Tarrleton State
Stephenson, Kent	Offensive Line	1985-91	Northern Iowa
Tatupu, Lofa	Asst. Linebackers	2015-	Southern California
Tillman, Rusty	Special Teams	1979-82	Northern Arizona
	Special Teams/TEs	1983-86	
	Special Teams/LBs	1987-91	
	Defensive Coordinator/LBs	1992-94	
Ulbrich, Jeff	Asst. Special Teams	2010-11	Hawaii
Valero, Art	Offensive Line	2010	Boise State
Vitt, Joe	Special Assignments	1982-91	Towson State
Wash, Todd	Defensive Line	2011-12	North Dakota State
Yanchar, Jamie	Asst. Strength & Conditioning	2010-	Louisville
Yarber, Eric	Offensive Quality Control	1998	Idaho
Zorn, Jim	Offensive Asst.	1997	Cal Poly-Pomona
	Quarterbacks	2001-07	

ALL-TIME ROSTER

A

Player	Position	Years	GP	GS	College
Abramowitz, Sid	T	1984	4	0	Tulsa
Adams, Jamar	S	2008-09	7	0	Michigan
Adams, Phillip	CB	2011	1	0	South Carolina State
Adams, Sam	DT/DE	1994-99	89	66	Texas A&M
Adams, Theo	T	1992	10	0	Hawaii
Adkins, Sam	QB	1977-82	10	0	Wichita State
Agee, Tommie	FB	1988	16	0	Auburn
Ahrens, Dave	LB	1990	10	3	Wisconsin
Aiu, Charlie	G	1978	1	0	Hawaii
Alexander, Shaun	RB	2000-07	119	97	Alabama
Allen, Harvey	S	1987	2	2	Nevada-Las Vegas
Allen, RaShaun	TE	2014	1	0	Southern
Allert, Ty	LB	1990	1	0	Texas
Allred, Brian	CB	1993-94	4	0	Sacramento State
Alvarez, Wilson	K	1981	4	0	S.E. Louisiana
Anderson, Eddie	S	1986	5	0	Fort Valley State
Anderson, Fredell	DE	1980-82	22	6	Prairie View A&M
Andrews, Ricky	LB	1990	15	0	Washington
Andrews, Stacy	T	2010	13	12	Mississippi
Andrews, Tom	C/G	1987	2	2	Louisville
Araguz, Leo	P	2005	4	0	Stephen F. Austin
Ashworth, Tom	T	2006-07	29	6	Colorado
Atkins, Baraka	DE	2007-08	21	0	Miami
Atkins, James	T/G	1994-97	49	37	S.W. Louisiana
August, Steve	T	1977-84	97	90	Tulsa
Avril, Cliff	DE	2013-	47	35	Purdue

B

Babin, Jason	DE	2007-08	4	0	Western Michigan
Babineaux, Jordan	CB	2004-10	99	29	Southern Arkansas
Bachman, Ted	CB	1976	5	0	New Mexico State
Baham, Curtis	CB	1987	3	0	Tulane
Bailey, Alvin	T	2013-15	42	8	Arkansas
Bailey, Dion	S	2014-15	2	1	USC
Bailey, Edwin	G/T	1981-91	139	120	South Carolina State
Bailey, Karsten	WR	1999-00	11	0	Auburn
Bailey, Rodney	DE	2005	8	0	Ohio State
Baker, Chris	TE	2010	16	13	Michigan State
Baldwin, Doug	WR	2011-	78	46	Stanford
Ballard, Howard	T	1994-98	74	74	Alabama A&M

B

Player	Position	Years	GP	GS	College
Balmer, Kentwan	DL	2010	16	11	North Carolina
Bannister, Alex	WR	2001-05	57	4	Eastern Kentucky
Barbay, Roland	NT	1987	5	0	Louisiana State
Barber, Michael	LB	1995-97	21	9	Clemson
Barbre, Allen	G	2010-11	7	0	Missouri-Southern
Barisich, Carl	DE	1976	14	7	Princeton
Barr, Robert	T	1996	*0	0	Rutgers
Bates, Michael	WR	1993-94	31	1	Arizona
Bates, Phil	WR	2012-14	1	0	Ohio University
Bates, Solomon	LB	2003-04	17	3	Arizona State
Beamon, Autry	S	1977-79	45	39	East Texas State
Bebout, Nick	T	1976-79	56	55	Wyoming
Beede, Frank	G	1996-00	46	8	Panhandle State
Beeson, Terry	LB	1977-81	77	67	Kansas
Bell, Coleman	TE	1996	*0	0	Miami
Bell, Marcus	LB	2000-02	45	9	Arizona
Bell, Mark	TE/DE	1979-80, 82	41	2	Colorado State
Bellamy, Jay	S	1994-00	98	55	Rutgers
Bengen, Brant	WR	1987	3	0	Idaho
Benjamin, Tony	FB	1977-79	28	1	Duke
Bennett, Michael	DE	2009, 2013-	48	35	Texas A&M
Bentley, Kevin	LB	2005-07	43	5	Northwestern
Bernard, Rocky	DT	2002-08	103	55	Texas A&M
Bernard, Walter	CB	2002-03	1	0	New Mexico
Berry, Ray	LB	1993	8	2	Baylor
Berti, Tony	G/T	1998	*0	0	Colorado
Bickett, Duane	LB	1994-95	22	1	Southern California
Bierria, Terreal	S	2002-04	30	12	Georgia
Bigby, Atari	S	2010	15	2	Central Florida
Bitterlich, Don	K	1976	3	0	Temple
Blackmon, Harold	CB	2001-02	9	0	Northwestern
Blackmon, Robert	S	1990-96	106	96	Baylor
Blackshear, Jeff	G	1993-95	47	21	Northeast Louisiana
Blackwood, Lyle	S	1976	11	0	Texas Christian
Blades, Bennie	S	1997	10	9	Miami
Blades, Brian	WR	1988-98	156	122	Miami
Bloedorn, Greg	G	1997-99	12	0	Cornell
Blue, Anthony	CB	1987	3	0	Nevada-Las Vegas
Bolcar, Ned	LB	1990	5	0	Notre Dame
Bolton, Andrew	RB	1976	5	2	Fisk
Borchardt, Jon	G/T	1985-87	42	4	Montana State
Bosworth, Brian	LB	1987-89	24	24	Oklahoma
Boulware, Michael	S	2004-06	48	28	Florida State
Bouyer, Willie	WR	1989-90	1	0	Michigan State
Bowie, Michael	T	2013	9	8	Northeastern St. (Okla.)
Bowman, Barry	P	1987	1	0	Louisiana Tech
Bownes, Fabien	WR	1999-01	47	0	Western Illinois
Boyd, Dennis	DE/DT/T	1977-79, 81-82	59	27	Oregon State
Boyd, Jerome	LB	1983	5	0	Oregon State
Bradford, Allen	LB	2012-13	2	0	Southern California
Bradley, Ed	LB	1976	14	14	Wake Forest
Branch, Alan	DT	2011-12	31	31	Michigan
Branch, Deion	WR	2006-10	51	40	Louisville
Brandon, David	LB	1993-94	20	0	Memphis State
Brilz, Darrick	G/C	1989-93	78	44	Oregon State
Brinson, Larry	RB	1980	8	0	Florida
Britt, Justin	T	2014-	32	32	Missouri
Brock, Lou	CB	1988	1	0	Southern California
Brock, Raheem	DE	2010-11	32	0	Temple
Brooks, Michael	DT	2013	1	0	East Carolina

Broussard, Steve	RB	1995-98	58	2	Washington State
Brown, Arnold	CB	1987	2	0	North Carolina Central
Brown, Bryce	RB	2015	3	0	Kansas State
Brown, Chad	LB	1997-04	107	107	Colorado
Brown, Dave	S/CB	1976-86	159	159	Michigan
Brown, Joe	DT	2001-02	2	0	Ohio State
Brown, Josh	K	2003-07	80	0	Nebraska
Brown, Marcus	CB	2010	1	0	Arkansas State
Brown, Reggie	FB	1996-00	62	10	Fresno State
Brown, Theotis	RB	1981-83	22	7	UCLA
Brown, Tony	CB	1994-95	29	5	Fresno State
Brown, Travis	QB	2000	1	0	Northern Arizona
Browner, Brandon	CB	2011-13	36	36	Oregon State
Bryant, Beno	RB	1994	2	0	Washington
Bryant, Cullen	FB	1983-84	19	5	Colorado
Bryant, Jeff	DE/DT	1982-93	175	167	Clemson
Bryant, Red	DT	2008-13	64	55	Texas A&M
Bullard, Louis	T	1978-80	36	15	Jackson State
Bumpus, Michael	WR	2008	4	1	Washington State
Burleson, Nate	WR	2006-09	46	32	Nevada
Burly, Marcus	CB	2014-	26	1	Delaware
Burnham, Tim	T	1987-88	3	3	Washington
Burse, Tony	FB	1987	12	0	Middle Tennessee State
Bush, Blair	C	1983-88	82	78	Washington
Butler, Chuck	LB	1984	8	0	Boise State
Butler, Crezdon	CB	2015	1	0	Clemson
Butler, Deon	WR	2009-11	35	8	Penn State
Butler, Hillary	LB	1998	7	0	Washington
Butler, Keith	LB	1978-87	146	132	Memphis State
Butler, Ray	WR	1985-88	41	8	Southern California
Byrd, Dominique	TE	2011	1	0	Southern California

C

Cain, Joe	LB	1989-92, 97	68	13	Oregon Tech
Caldwell, Tony	LB	1987	1	1	Washington
Campbell, Jack	T	1982	1	0	Utah
Canty, Chris	CB	1999-00	26	2	Kansas State
Carlson, John	TE	2008-11	47	38	Notre Dame
Carpenter, James	T	2011-14	45	39	Alabama
Carr, Roger	WR	1982	9	2	Louisiana Tech
Carter, Kerry	RB	2003-04	32	0	Stanford
Castor, Chris	WR	1983-84	23	0	Duke
Celestin, Oliver	S	2006	13	0	Texas Southern
Chadwick, Jeff	WR	1989-91	39	0	Grand Valley State
Chancellor, Kam	S	2010-	88	72	Virginia Tech
Charlton, Ike	CB	2000-01	31	1	Virginia Tech
Childs, Jason	G	1993	*0	0	North Dakota
Chukwurah, Patrick	DE	2012	^1	0	Wyoming
Clancy, Sam	DE	1983	13	0	Pittsburgh
Clark, Bernard	LB	1991	2	0	Miami
Clark, Frank	DE	2015-	15	0	Michigan
Clark, Greg	LB	1992	12	0	Arizona State
Clark, Louis	WR	1987-92	55	15	Mississippi State
Clarke, Ken	NT	1988	16	1	Syracuse
Clemons, Chris	DE	2010-13	62	59	Georgia
Clune, Don	WR	1976	9	1	Pennsylvania
Cochran, Antonio	DT	1999-04	84	32	Georgia
Coder, Ron	G	1976-77, 79	43	19	Penn State
Coffield, Randy	LB	1976	13	0	Florida State
Coffman, Chase	TE	2015	37	3	Missouri
Cohen, Landon	DT	2014	^0	0	Ohio University
Colbert, Keary	WR	2008	7	4	Southern California
Cole, Colin	DT	2009-10	27	26	Iowa

C

Player	Position	Years	GP	GS	College
Coleman, Andre	WR	1997	2	0	Kansas State-15
Coleman, Derrick	FB	2013-	31	7	UCLA
Collins, Greg	LB	1976	13	0	Notre Dame
Collins, Mark	S	1998	9	0	Cal State-Fullerton
Colquitt, Jimmy	P	1985	2	0	Tennessee
Comeaux, Darren	LB	1988-91	50	39	Arizona State
Cook, Kerwin	WR	2001	*0	0	Tulane
Cooke, Bill	DE/DT	1978-80	34	3	Massachusetts
Cooper, Chris	DT	2006	*0	0	Nebraska-Omaha
Cooper, Marquis	LB	2006	1	0	Washington
Corley, Chris	TE	1987	1	0	South Carolina
Cortes, Julio	LB	1987	3	3	Miami
Cotton, Marcus	LB	1991	3	0	Southern California
Coutu, Brandon	K	2008	*0	0	Georgia
Covington, Tony	S	1995	11	0	Virginia
Cowlings, Al	DE	1976	1	0	Southern California
Cox, Kennard	CB	2010-11	23	0	Pittsburgh
Cox, Perrish	CB	2013	2	0	Oklahoma State
Coyle, Brock	LB	2014-	23	2	Montana
Crawford, Rufus	RB	1978	16	0	Virginia State
Croel, Mike	DE	1998	11	0	Nebraska
Cronan, Peter	LB	1977-79, 81	50	3	Boston College
Crumpler, Carlester	TE	1994-98	69	31	East Carolina
Cryder, Bob	T	1984-86	32	25	Alabama
Cunningham, Ed	C	1996	11	3	Washington
Cunningham, T.J.	S	1996	9	0	Colorado
Curry, Aaron	LB	2009-11	35	30	Wake Forest
Curtis, Mike	LB	1976	14	14	Duke

D

Daniels, B.J.	QB/WR	2013-15	6	0	South Florida
Daniels, David	WR	1991-92	29	1	Penn State
Daniels, Phillip	DE	1996-99	60	41	Georgia
Darby, Alvis	TE	1976	1	0	Florida
Darby, Chuck	DT	2005-07	36	34	South Carolina State
Darche, Jean-Philippe	LS	2000-06	97	0	McGill (Canada)
Davis, Anthony	LB	1993	10	0	Utah
Davis, Brian	CB	1991-92	29	2	Nebraska
Davis, Chris	FB	2003-04	1	0	Syracuse
Davis, Dexter	DE	2010-11	16	0	Arizona State
Davis, Fred	CB	1987	1	1	Western Carolina
Davis, Harlan	CB	1991	0	0	Tennessee
Davis, Kellen	TE	2013	15	4	Michigan State
Davis, Russell	DT	2006	13	0	North Carolina
Davis, Tyree	WR	1997	14	1	Central Arkansas
Dawkins, Sean	WR	1999-00	32	29	California
Dean, Konrad	T	2002	*0	0	Akron
Dean, Vernon	S	1988	16	0	San Diego State
Dee, Donnie	TE	1989	3	3	Tulsa
Demarie, John	G	1976	9	8	Louisiana State
DeVita, Rob	LB	1987	1	0	Illinois Benedictine
Dickenson, Dave	QB	2002	0	0	Montana
Dietrich-Smith, Evan	G	2010	*0	0	Idaho State
Dilfer, Trent	QB	2001-04	22	12	Fresno State
Dion, Terry	DE	1980	9	2	Oregon
Dixon, Zachary	RB	1983-84	26	2	Temple
Dobbs, Demarcus	DE	2014-15	15	0	Georgia
Dodge, Dedrick	S	1991-92	25	0	Florida State
Donaldson, Ray	C	1993-94	32	32	Georgia

Donnelly, Rick	P	1990-91	19	0	Wyoming
Doornink, Dan	FB/RB	1979-85	92	44	Washington State
Dorning, Dale	DE	1987	3	3	Oregon
Dorris, Andy	DE	1977	4	1	New Mexico State
Dove, Wes	DE	1987	2	0	Syracuse
Duckett, Forey	S	1994	2	0	Nevada
Duckett, T.J.	RB	2008	16	0	Michigan State
Dufek, Don	S	1976-77, 79-84	95	6	Michigan
Dugan, Bill	G	1981-83	40	5	Penn State
Durham, Kris	WR	2011	3	0	Georgia
Dyson, Andre	CB	2005	10	5	Utah

E

Easley, Kenny	S	1981-87	89	87	UCLA
East, Ron	DT	1977	14	14	Montana State
Eaton, Chad	DT	2001-02	32	32	Washington State
Edmonds, Bobby Joe	RB/KR	1986-88	42	0	Arkansas
Edmunds, Ferrell	TE	1993-94	23	23	Maryland
Edwards, Antonio	DE	1993-97	51	24	Valdosta State
Edwards, Braylon	WR	2012	10	1	Michigan
Edwards, Randy	DE/NT	1984-87	52	4	Alabama
Eisenhooth, John	NT	1987	1	0	Lock Haven
Eisenhooth, Stan	C	1987-88	13	0	Towson State
Eller, Carl	DE	1979	16	8	Minnesota
Eloms, Joey	CB	1998-99	6	0	Indiana
Engles, Rick	P	1976-77	15	0	Tulsa
Ingram, Bobby	WR	2001-08	109	67	Penn State
Essink, Ron	T	1980-85	83	70	Grand Valley State
Evans, Doug	CB	2002-03	18	0	Louisiana Tech
Evans, Heath	FB	2001-04	61	1	Auburn
Evans, Norm	T	1976-78	38	25	Texas Christian
Evans, Russell	WR	1987	1	0	N.E. Missouri State

F

Fairbanks, Don	DE	1987	3	3	Colorado
Fanaika, Paul	G	2010-11	3	0	Arizona State
Fangupo, Hebron	DT	2012	1	0	Brigham Young
Fanning, Mike	DE	1984	16	0	Notre Dame
Farrell, Sean	G	1992	6	0	Penn State
Farwell, Heath	LB	2011-14	43	0	San Diego State
Fauria, Christian	TE	1995-01	103	72	Colorado
Feagles, Jeff	P	1998-02	80	0	Miami
Feasel, Grant	C	1987-93	91	51	Abilene Christian
Fenner, Derrick	RB	1989-91	32	23	North Carolina
Ferguson, Duke	WR	1977-79	33	8	San Diego State
Fields, Scott	LB	1999	2	0	Southern California
Fifer, Bill	T	1979	*0	0	West Texas State
Finzer, Dave	P	1985	12	0	DePauw
Fisher, Bryce	DE	2005-07	33	31	Air Force Academy
Fisher, Travis	CB	2009	4	0	Central Florida
Flores, Brian	LB	1981-82	13	0	Washington State
Flynn, Matt	QB	2012	3	0	Louisiana State
Foley, Glenn	QB	1999	2	1	Boston College
Forsett, Justin	RB	2008-11	62	7	California
Fort, L.J.	LB	2014	1	0	Northern Iowa
Francis, A.J.	DT	2015	2	0	Maryland
Frank, Malcolm	CB	1992	15	0	Baylor
Franklin, Byron	WR	1985-87	33	1	Auburn
Franklin, Jethro	DE	1989	7	1	Fresno State
French, Rufus	TE	1999-00	*0	0	Mississippi
Frier, Mike	DT	1994	2	0	Appalachian State
Friesz, John	QB	1995-98	21	11	Idaho

F

Player	Position	Years	GP	GS	College
Frye, Brandon	T	2009	4	3	Virginia Tech
Frye, Charlie	QB	2007-08	2	1	Akron
Fuller, Curtis	S	2001-02	26	2	Texas Christian
Fuller, Randy	CB	1999	2	0	Tennessee State

G

Gaines, Greg	LB	1981, 83-88	88	43	Tennessee
Gallery, Robert	G	2011	12	12	Iowa
Galloway, Joey	WR	1995-99	71	67	Ohio State
Gamache, Vince	P	1986	16	0	Cal State-Fullerton
Ganther, Quinton	FB	2010	3	1	Utah
Garcia, Frank	P	1981	1	0	Arizona
Gardner, Rich	CB	2006	*0	0	Penn State
Geathers, Clifton	DE	2010	*0	0	South Carolina
Geddes, Ken	LB	1976-78	36	25	Nebraska
Gelbaugh, Stan	QB	1992-96	13	9	Maryland
George, Jeff	QB	2002	0	0	Illinois
Giacomini, Breno	T	2010-13	40	33	Louisville
Gibson, Mike	G	2009-11	20	8	California
Gilbert, Gale	QB	1985-86	25	2	California
Gilliam, Garry	T	2014-	30	17	Penn State
Glasgow, Nesby	S	1988-92	77	30	Washington
Glaze, Charles	CB	1987	3	2	South Carolina State
Glover, Kevin	C	1998-99	14	14	Maryland
Glowinski, Mark	G	2015-	9	1	West Virginia
Goddard, Na'Shan	T	2008	2	0	South Carolina
Godfrey, Chris	G	1988	9	2	Michigan
Godfrey, Randall	LB	2003	15	14	Georgia
Gordon, Amon	DT	2010	1	0	Stanford
Gorrer, Danny	CB	2012	*0	0	Texas A&M
Graff, Neil	QB	1976	*0	0	Wisconsin
Graham, David	DE/NT	1982, 1987	6	2	Morehouse
Graham, Derrick	G	1996-97	25	25	Appalachian State
Graham, Jay	RB	2001	11	0	Tennessee
Graham, Jeff	QB	1993-94	*0	0	Long Beach State
Graham, Jimmy	TE	2015-	11	11	Miami
Grant, Deon	S	2007-09	48	48	Tennessee
Grant, Will	C	1986	7	6	Kentucky
Gray, Carlton	CB	1993-96	53	45	UCLA
Gray, Chris	G/C	1998-08	158	145	Auburn
Gray, Oscar	FB	1996-97	9	0	Arkansas
Green, Ahman	RB	1998-99	30	0	Nebraska
Green, Boyce	RB	1987	2	2	Carson-Newman
Green, Howard	DT	2007-08	18	0	Louisiana State
Green, Jacob	DE	1980-91	178	176	Texas A&M
Green, Jessie	WR	1979-80	23	0	Tulsa
Green, Marcus	DT	2006	2	0	Ohio State
Green, Mike	S	2006	15	1	Northwestern State
Green, Paul	TE	1992-94	35	23	Southern California
Green, Sammy	LB	1976-79	60	44	Florida
Green, Tony	KR	1979	11	0	Florida
Greene, Andrew	G	1998	4	0	Indiana
Greene, Danny	WR	1985	4	0	Washington
Greene, David	QB	2005-06	*0	0	Georgia
Gregory, Bill	DE/DT	1978-80	47	43	Wisconsin
Gresham, Clint	LS	2010-15	96	0	Texas Christian
Griffith, Justin	FB	2009	13	12	Mississippi State
Griffith, Russell	P	1987	2	0	Weber State
Guy, Winston	S	2012	2	0	Kentucky

H

Habib, Brian	G	1998-99	32	32	Washington
Hackett, D.J.	WR	2004-07	33	14	Colorado
Hackett, Dino	LB	1993	3	0	Appalachian State
Hagen, Mike	FB	1987	2	1	Montana
Hagler, Scott	K	1987	2	0	South Carolina
Hamdan, Gibran	QB	2006	*0	0	Indiana
Hamilton, Ben	G	2010	7	6	Minnesota
Hamlin, Ken	S	2003-06	54	52	Arkansas
Hand, Norman	DT	2003	6	5	Mississippi
Hanks, Merton	S	1999	12	2	Iowa
Hannam, Ryan	TE	2002-05	52	5	Northern Iowa
Hanousek, Matt	T/G	1987	3	3	Utah State
Hansen, Don	LB	1976	2	0	Illinois
Harden, Michael	CB	2004-05	4	0	Missouri
Hardy, Andre	FB	1985	3	1	St. Mary's
Hardy, Darryl	LB	1997	2	0	Tennessee
Hardy, Robert	DT	1979-82	54	53	Jackson State
Hargrove, Anthony	DL	2011	15	0	Georgia Tech
Harmon, Kevin	RB	1988-89	9	0	Iowa
Harper, Dwayne	CB	1988-93	94	76	South Carolina State
Harris, Corey	CB	1995-96	32	32	Vanderbilt
Harris, DuJuan	RB	2015	2	0	Troy
Harris, Elroy	RB	1989	14	0	Eastern Kentucky
Harris, Franco	FB	1984	8	6	Penn State
Harris, John	S	1978-85	119	112	Arizona State
Harris, Richard	DE/DT	1976-77	28	24	Grambling
Harris, Ronnie	WR	1994-98	44	0	Oregon
Harrison, Martin	DE	1997	8	0	Washington
Hart, Roy	NT	1988-89	16	1	South Carolina
Harvin, Percy	WR	2013-14	6	4	Florida
Hass, Mike	WR	2009	1	0	Oregon State
Hasselbeck, Matt	QB	2001-10	138	131	Boston College
Hauck, Tim	S	1997	16	0	Montana
Hauptmann, Caylin	T	2013	*0	0	Florida International
Hauschka, Steven	K	2011-	80	0	North Carolina State
Hawthorne, David	LB	2008-11	61	41	Texas Christian
Hayes, Eric	DT	1990-91	21	3	Florida State
Heck, Andy	T/G	1989-93	77	70	Notre Dame
 Helfet, Cooper	TE	2012-	24	4	Duke
Heller, Ron	TE	1990, 92	32	16	Oregon State
Heller, Will	TE	2006-08	44	6	Georgia Tech
Henry, Chris	RB	2010	1	0	Arizona
Heppner, Kris	K	2000	4	0	Montana
Hernandez, Matt	T	1983	8	1	Purdue
Herndon, Kelly	CB	2005-06	28	22	Toledo
Herrera, Efren	K	1978-81	60	0	UCLA
Herring, Will	LB	2007-10	54	8	Auburn
Hicks, Mark	LB	1983	10	1	Arizona State
Hill, James	TE	2000	10	0	Abilene Christian
Hill, Jordan	DT	2013-	27	1	Penn State
Hill, Leroy	LB	2005-12	97	89	Clemson
Hill, Matt	T	2002-03	27	2	Boise State
Hilliard, John	DE	2000-02	27	11	Mississippi State
Hines, Andre	T	1980	9	0	Stanford
Hire, Doug	C	1987	3	1	Linfield
Hitchcock, Bill	T/G	1991-94	51	39	Purdue
Hoaglin, Fred	C	1976	13	7	Pittsburgh
Hobbs, Daryl	WR	1997	10	0	Pacific
Hobbs, Kevin	CB	2007-08	20	0	Auburn
Hollie, Doug	DE	1987-88	5	0	Southern Methodist

H

Player	Position	Years	GP	GS	College
Hollis, David	CB/S	1987-89	27	0	Nevada-Las Vegas
Houser, Kevin	LS	2009	14	0	Ohio State
Houshmandzadeh, T.J.	WR	2009	16	16	Oregon State
Howard, Jaye	DT	2012	2	0	Florida
Howard, Ron	TE	1976-78	42	36	Seattle
Howell, John	S	2005	10	0	Colorado State
Huard, Brock	QB	1999-01	6	4	Washington
Hudson, Gordon	TE	1986	16	4	Brigham Young
Huff, Orlando	LB	2001-04	55	23	Fresno State
Hughes, David	FB	1981-85	69	27	Boise State
Hughes, Van D	T	1987	1	1	Southwest Texas State
Hunter, Al	RB/FB	1977-80	53	5	Notre Dame
Hunter, John	G	1992	5	3	Brigham Young
Hunter, Patrick	CB	1986-94	120	99	Nevada-Reno
Hunter, Pete	CB	2006	^0	0	Virginia Union
Hunter, Wayne	T	2003	2	0	Hawaii
Hutchinson, Steve	G	2001-05	68	68	Michigan
Hyde, Glenn	C	1986	3	0	Pittsburgh

I

Innocent, Dou	WR	1996	4	0	Mississippi
Irvin, Bruce	DE	2012-15	58	37	West Virginia
Irvin, Darrell	DE	1983	16	0	Oklahoma
Ivory, Horace	RB	1981-82	12	0	Oklahoma

J

Jackson, Darrell	WR	2000-06	96	90	Florida
Jackson, Fred	RB	2015	16	0	Coe College
Jackson, Harold	WR	1983	15	6	Jackson State
Jackson, Joe	LB	1987	3	0	San Francisco State
Jackson, Lawrence	DE	2008-09	31	24	Southern California
Jackson, Michael	LB	1979-86	105	78	Washington
Jackson, Tarvaris	QB	2011, 2013-15	23	14	Alabama State
Jackson, Terry	CB	1984-85	32	0	San Diego State
James, Edgerrin	RB	2009	7	0	Miami
James, Toran	LB	1998	*0	0	North Carolina A&T
Jeanpierre, Lemuel	C/G	2010-15	63	11	South Carolina
Jefferson, James	CB	1989-93	58	3	Texas A&I
Jenkins, Marcus	G	2000	*0	0	Central Florida
Jenkins, Melvin	CB	1987-90	60	20	Cincinnati
Jennings, Kelly	CB	2006-10	77	42	Miami
Jodat, Jim	FB	1980-81	28	18	Carthage
Johns, Paul	WR	1981-84	40	18	Tulsa
Johnson, Dustin	FB	1999	1	0	Brigham Young
Johnson, Gregory	CB	1981-83, 86	56	3	Oklahoma State
Johnson, Jeron	S	2011-14	46	1	Boise State
Johnson, Johnnie	S	1989	3	1	Texas
Johnson, M.L.	LB	1987-89	37	9	Hawaii
Johnson, Norm	K	1982-90	134	0	UCLA
Johnson, Rishaw	G	2012	*0	0	California Univ. (Pa.)
Johnson, Tracy	FB	1992-95	63	15	Clemson
Jolley, Gordon	G/T	1976-77	26	15	Utah
Jones, Donnie	P	2004	6	0	Louisiana State
Jones, Ernie	CB	1976	9	3	Miami
Jones, Horace	DE	1977	1	0	Louisville
Jones, James	FB	1989-92	50	7	Florida
Jones, Jason	DE	2012	12	0	Eastern Michigan
Jones, Julius	RB	2008-10	31	24	Notre Dame
Jones, Mike	LB	1977	12	0	Jackson State

Jones, Mike	TE	1992	4	1	Texas A&M
Jones, Rod	TE	1989	4	0	Washington
Jones, Selwyn	CB	1995-96	31	1	Colorado State
Jones, Walter	T	1997-09	180	180	Florida State
Joppru, Ben	TE	2006-07	18	0	Michigan
Jordan, Charles	WR	1999	4	1	Long Beach City College
Joseph, Kerry	S	1998-01	56	14	McNeese State
Joyce, Matt	G	1995	16	13	Richmond
Juma, Kevin	WR	1987	3	2	Idaho
Junior, E.J.	LB	1992-93	9	0	Alabama
Junkin, Trey	TE	1990-95	92	2	Louisiana Tech
Jurevicius, Joe	WR	2005	16	12	Penn State
Justin, Kerry	CB	1978-83, 86-87	105	35	Oregon State

K

Kacyvenski, Isaiah	LB	2000-06	90	22	Harvard
Kaiser, John	LB	1984-86	48	0	Arizona
Kane, Tommy	WR	1988-92	46	26	Syracuse
Kasay, John	K	1991-94	64	0	Georgia
Kashama, Alain	DE	2005	1	0	Michigan
Kasper, Kevin	WR	2002	3	0	Iowa
Kauahi, Kani	C	1982-86	60	5	Hawaii
Kaumeyer, Thom	S	1989-90	8	0	Oregon
Kearse, Jermaine	WR	2012-	53	36	Washington
Keel, Mark	TE	1987	3	3	Arizona
Keim, Mike	T	1992-95	27	0	Brigham Young
Kelly, Jeff	QB	2002	*0	0	Southern Mississippi
Kelly, Maurice	S	2000-01	24	3	East Tennessee State
Kemp, Jeff	QB	1987-91	55	7	Dartmouth
Kendall, Pete	G	1996-00	76	75	Boston College
Kennedy, Cortez	DT	1990-00	167	153	Miami
Kent, Jordan	WR	2008	9	1	Oregon
Kerney, Patrick	DE	2007-09	37	36	Virginia
Killens, Terry	LB	2002	3	0	Penn State
King, David	DE	2014-15	7	0	Oklahoma
King, Jarriel	T	2011	1	0	South Carolina
King, Lamar	DE	1999-03	57	37	Saginaw Valley State
Kinlaw, Reggie	NT	1985-86	30	5	Oklahoma
Kirkland, Levon	LB	2001	16	16	Clemson
Kirtman, David	FB	2006	6	0	Southern California
Kitna, Jon	QB	1997-00	39	33	Central Washington
Konz, Jameson	LB	2010-11	1	0	Kent State
Koonce, George	LB	2000	16	16	East Carolina
Koutouvides, Niko	LB	2004-07	59	2	Purdue
Kraayeveld, Dave	DE/DT	1978	12	0	Milton
Krieg, Dave	QB	1980-91	129	116	Milton
Kuehn, Art	C/G	1976-82	98	33	UCLA
Kyle, Jason	LB	1995-98	48	0	Arizona

L

LaBounty, Matt	DE	1996-01	65	9	Oregon
Lambert, Dion	S	1994-95	1	1	UCLA
Lane, Eric	FB/RB	1981-87	97	12	Brigham Young
Lane, Jeremy	CB	2012-	41	6	Northwestern St. (La.)
Largent, Steve	WR	1976-89	200	197	Tulsa
Laughton, Jim	TE	1986	6	0	San Diego State
Laury, Lance	LB	2006-09	56	0	South Carolina
Lavine, Paul	LB	1987	3	1	Utah State
Le Bel, Harper	TE	1989	16	0	Colorado State
Lee, Ronnie	T	1990-92	34	21	Baylor
Levingston, Pep	DT	2011	4	0	LSU

L

Player	Position	Years	GP	GS	College
Lewis, D.D.	LB	2002-06, 08-09	74	20	Texas
Lewis, Patrick	C	2014-	17	13	Texas A&M
Lewis, Roy	CB	2009-11	33	1	Washington
Lewis, Will	CB	1980-81	26	0	Millersville State
Leyboldt, John	K	1976-78	25	0	No College
Lincoln, Jeremy	CB	1997	12	3	Tennessee
Lindell, Rian	K	2000-02	44	0	Washington State
Lindley, David	QB	1987	*0	0	Linfield
Lockett, Tyler	WR	2015-	16	8	Kansas State
Lockette, Ricardo	WR	2011, 2013-15	34	1	Fort Valley State
Locklear, Sean	T	2004-10	96	78	North Carolina State
Logan, James	LB	1995-00	63	4	Memphis
Long, Doug	WR	1977-78	16	0	Whitworth
Longwell, Ryan	K	2012	^1	0	California
Losman, J.P.	QB	2010	*0	0	Tulane
Lotulelei, John	LB	2013	2	0	UNLV
Loville, Derek	RB	1990-91	27	1	Oregon
Lucas, Ken	CB	2001-04, 09	78	53	Mississippi
Lumpkin, Kregg	RB	2012	*0	0	Georgia
Lurtsema, Bob	DE/DT	1976-77	27	25	Western Michigan
Lynch, Marshawn	RB	2010-15	82	77	California
Lynch, Tom	G	1977-80	60	48	Boston College
Lytle, Matt	QB	2000	1	0	Pittsburgh

M

McAlister, Ken	S	1982-83	11	0	San Francisco
McBride, Tod	CB	2004	*0	0	UCLA
McCleary, Norris	DT	2002	*0	0	East Carolina
McCloughan, Dave	CB/S	1993-94	28	12	Colorado
McCoy, Anthony	TE	2010-15	35	14	Southern California
McCoy, Matt	LB	2010-11	18	1	San Diego State
McCrary, Fred	FB	2007	6	0	Mississippi State
McCrary, Michael	DE	1993-96	58	13	Wake Forest
McCray, Kelcie	S	2015	16	3	Arkansas State
McCullum, Sam	WR	1976-81	91	78	Montana State
McCutcheon, Lawrence	FB	1980	8	1	Colorado State
McDaniel, Terry	CB	1998	9	0	Tennessee
McDaniel, Tony	DT	2013-14	32	29	Tennessee
McDonald, Andrew	T	2014	2	0	Indiana
McDonald, Clinton	DT	2011-13	44	2	Memphis
McElroy, Vann	S	1990	10	0	Baylor
McEndoo, Jason	C	1998	1	0	Washington State
McGrath, Mark	WR	1981	6	0	Montana State
McGrath, Sean	TE	2012	2	0	Henderson St. (Ark.)
McGwire, Dan	QB	1991-94	12	5	San Diego State
McIntosh, Chris	T	2000-01	24	13	Wisconsin
McIntosh, Damion	T	2009	10	2	Kansas State
McKenzie, Reggie	G	1983-84	24	22	Michigan
McKinney, Steve	C	2008	*0	0	Texas A&M
McKinnis, Hugh	FB	1976	11	5	Arizona State
McKnight, James	WR	1994-98	60	7	Liberty
McMakin, John	TE	1976	12	1	Clemson
McMillan, Eddie	CB	1976-77	28	28	Florida State
McMillian, Henry	DE	1995-96	4	0	Florida
McMullen, Billy	WR	2008	4	2	Virginia
McNeal, Travis	TE	1989-91	48	24	Tennessee-Chattanooga
McQuistan, Paul	G/T	2011-13	48	40	Weber State
McShane, Charles	LB	1977-79	29	0	California Lutheran
McVeigh, John	LB	1987	3	3	Miami
Mack, Kim	S	1987	1	0	Florida State
Mangiero, Dino	NT	1984	15	0	Rutgers

Manuel, Marquand	S	2004-05	31	11	Florida
Maragos, Chris	S	2011-13	42	0	Wisconsin
Mare, Olindo	K	2008-10	48	0	Syracuse
Marinaro, Ed	FB	1977	2	0	Cornell
Marsh, Cassius	DE	2014-	21	0	UCLA
Martin, Amos	LB	1977	2	0	Louisville
Martin, Charly	WR	2012	4	1	West Texas A&M
Martin, Kelvin	WR	1993-94	32	29	Boston College
Martin, Ruvell	WR	2010	4	0	Saginaw Valley State
Mathison, Bruce	QB	1987	3	2	Nebraska
Mattes, Ron	T	1986-90	75	59	Virginia
Matthews, Al	S	1976	14	14	Texas A&I
Matthews, Chris	WR	2014-15	12	0	Kentucky
Mawae, Kevin	C/G	1994-97	62	59	Louisiana State
Maxwell, Byron	CB	2011-14	47	17	Clemson
Maxwell, Vernon	LB	1989	9	7	Arizona State
May, Deems	TE	1997-99	47	0	North Carolina
Mayes, Derrick	WR	1999-00	28	23	Notre Dame
Mayes, Rueben	RB	1992-93	17	0	Washington State
Mayowa, Benson	DE	2013	2	0	Idaho
Mebane, Brandon	DT	2007-15	131	125	California
Merriman, Sam	LB	1983-87	71	1	Idaho
Metzelaars, Pete	TE	1982-84	34	13	Wabash
Michael, Christine	RB	2013-	17	0	Texas A&M
Mili, Itula	TE	1998-06	114	43	Brigham Young
Millard, Bryan	G/T	1984-91	121	99	Texas
Millard, Keith	DT	1992	2	0	Washington State
Miller, Brandon	DE	2008	1	0	Georgia
Miller, Darrin	LB	1988-89	32	0	Tennessee
Miller, Donald	LB	1990	7	0	Idaho State
Miller, Keith	LB	2002	7	0	California
Miller, Terry	RB	1981	1	0	Oklahoma State
Miller, Zach	TE	2011-14	48	44	Arizona State
Milloy, Lawyer	S	2009-10	32	18	Washington
Milne, Brian	FB	1999	10	0	Penn State
Milton, Keavon	G	2014	*0	0	Louisiana-Monroe
Minor, Vic	S	1980-81	20	0	Northeast Louisiana
Miranda, Paul	CB	2000-01	12	2	Central Florida
Mirer, Rick	QB	1993-96	55	51	Notre Dame
Mitchell, Brandon	DE	2002-04	34	8	Texas A&M
Mitz, Alonzo	DE	1986-89	40	7	Florida
Moeaki, Tony	TE	2014	6	2	Iowa
Moffitt, John	G	2011-12	17	15	Wisconsin
Montgomery, Glenn	DT	1996	7	1	Houston
Moody, Michael	T	1994	*0	0	Southern California
Moon, Warren	QB	1997-98	25	24	Washington
Moore, Alvin	RB	1987	1	0	Arizona State
Moore, Evan	TE	2012	14	1	Stanford
Moore, Jeff	RB	1979-81	32	3	Jackson State
Moore, Mark	S	1987	5	0	Oklahoma State
Moore, Rashad	DT	2003-04	30	18	Tennessee
Morgan, Mike	LB	2011-	67	3	Southern California
Morraha, Cameron	TE	2009-12	26	6	California
Morris, Maurice	RB	2002-08	101	22	Oregon
Morris, Michael	LS	1990	4	0	N.E. Missouri State
Morris, Randall	RB	1984-88	61	2	Tennessee
Morton, Michael	RB	1987	2	0	Nevada-Las Vegas
Moss, Winston	LB	1995-97	46	46	Miami
Moten, Adrian	LB	2011	2	0	Maryland
Moyer, Paul	S	1983-89	98	30	Arizona State
Munson, Bill	QB	1976	6	0	Utah State
Murphy, Kevin	LB	1993	14	10	Oklahoma
Myer, Steve	QB	1976-80	13	4	New Mexico
Myles, DeShone	LB	1998-00	16	7	Nevada

N

Player	Position	Years	GP	GS	College
Nash, Joe	DT/NT	1982-96	218	169	Boston College
Nelson, Ralph	RB	1976	7	3	No College
Ness, Nate	CB	2010	1	1	Arizona
Newbill, Richard	LB	1990-92	10	0	Miami
Newton, Bob	G	1976-81	82	66	Nebraska
Niehaus, Steve	DE/DT	1976-78	36	20	Notre Dame
Norman, Dennis	T	2001-04	1	0	Princeton
Norman, Joe	LB	1979-81, 83	50	10	Indiana
Norman, Todd	G	1995	*0	0	Notre Dame
Norwood, Kevin	WR	2014	9	1	Alabama
Nowak, Drew	C	2014-15	10	7	Western Michigan

O

Obomanu, Ben	WR	2006-11	66	13	Auburn
O'Brien, Mike	S	1979	3	0	California
O'Callaghan, John	TE	1987	1	0	San Diego State
Okeafor, Chike	DE	2003-04	32	32	Purdue
Okung, Russell	T	2010-15	72	72	Oklahoma State
Olds, Bill	FB	1976	1	1	Nebraska
Omiyale, Frank	T	2012	16	0	Tennessee Tech
Orns, Fred	LB	1987	2	0	Chapman College
Overhauser, Chad	G	2000	*0	0	UCLA
Owens, John	TE	2009	16	2	Notre Dame
Owens, Rich	DE	2002	3	0	Lehigh

P

Packer, Walter	CB/KR	1977	10	0	Mississippi State
Palepoi, Anton	DE	2002-04	21	1	Nevada-Las Vegas
Pardridge, Curt	WR	1987	3	0	Northern Illinois
Parker, Riddick	DT	1997-00	51	19	North Carolina
Parker, Ron	CB	2011-12	4	0	Newberry College
Parks, Terrance	S	2014	1	0	Florida State
Parros, Rick	FB/RB	1985, 87	5	1	Utah State
Parry, Josh	FB	2006	8	0	San Jose State
Pawelek, Joe	LB	2010	1	0	Baylor
Payne, Logan	WR	2008	2	2	Minnesota
Pearman, Alvin	RB	2007	3	0	Virginia
Peets, Brian	TE	1978-79	25	14	Pacific
Penchion, Bob	G	1976	13	13	Alcorn A&M
Perryman, Dean	C	1987	1	0	Washington
Person, Mike	T	2012-13	1	0	Montana State
Peterson, Julian	LB	2006-08	48	47	Michigan State
Peterson, Todd	K	1995-99	80	0	Georgia
Pierre-Louis, Kevin	LB	2014-	21	1	Boston College
Pinkard, Josh	CB	2010	*0	0	Southern California
Pinkins, Eric	LB	2014-	6	0	San Diego State
Pitts, Chester	G	2010	7	5	San Diego State
Plackemeier, Ryan	P	2006-08	33	0	Wake Forest
Pollard, Marcus	TE	2007	14	10	Bradley
Pollard, Robert	DE	2005-06	1	0	Texas Christian
Polowski, Larry	LB	1979	14	0	Boise State
Polumbus, Tyler	T	2010-11	19	7	Colorado
Ponder, Willie	WR	2006	6	0	S.E. Missouri State
Porter, Rufus	LB	1988-94	98	67	Southern
Portis, Josh	QB	2011-12	*0	0	California Univ. (Pa.)
Powell, Alvin	G	1987-88	18	0	Winston-Salem State
Pratt, Robert	G	1982-85	52	52	North Carolina
Preece, Steve	S	1977	14	14	Oregon State
Price, Ernie	DE	1978-79	16	15	Texas A&I
Pritchard, Mike	WR	1996-99	62	41	Colorado
Proehl, Ricky	WR	1995-96	24	7	Wake Forest

Pruitt, Etric	S	2005	6	0	Southern Mississippi
Putzier, Jeb	TE	2008	6	1	Boise State

R

Rackley, Derek	LS	2006-07	20	0	Minnesota
Raible, Steve	WR	1976-81	83	8	Georgia Tech
Ramsey, Greg	DE	1987	2	0	Fresno State
Randall, Curtis	LB	2004	4	0	Louisiana Tech
Randle, John	DT	2001-03	43	35	Texas A&I
Rankin, Louis	RB	2009	9	0	Washington
Rawls, Thomas	RB	2015-	13	7	Central Michigan
Rayhle, Fred	TE	1977	2	0	Tenn-Chattanooga
Redding, Cory	DE	2009	15	3	Texas
Reece, Geoff	C	1977	5	0	Washington State
Reed, Nick	DE	2009	16	0	Oregon
Rennaker, Terry	LB	1980	15	0	Stanford
Rice, Jerry	WR	2004	11	9	Mississippi Valley State
Rice, Sidney	WR	2011-13	33	31	South Carolina
Richard, Kris	CB	2002-04	38	1	Southern California
Richards, Howard	T	1987	2	2	Missouri
Richardson, C.J.	S	1997	15	0	Miami
Richardson, Jay	DE	2010	7	0	Ohio State
Richardson, Kyle	P	1997	2	0	Arkansas State
Richardson, Paul	WR	2014-	16	6	Colorado
Ridgle, Elston	DE	1989	2	0	Nevada-Reno
Riley, Patrick	DT	1996	*0	0	Miami
Roberts, Ray	T	1992-95	57	46	Virginia
Robertson, Marcus	S	2001-02	27	27	Iowa State
Robertson, Travian	DT	2014	1	0	South Carolina
Robinson, Damien	S	2003-04	15	4	Iowa
Robinson, Eugene	S	1985-95	170	152	Colgate
Robinson, Jeff	LS	2007-09	21	0	Idaho
Robinson, Koren	WR	2001-04, 08	69	64	North Carolina State
Robinson, Michael	RB	2010-13	50	18	Penn State
Robinson, Rafael	S	1992-95	51	5	Wisconsin
Robinson, Shelton	LB	1982-85	56	35	North Carolina
Robinson, Will	T	2010	*0	0	San Diego State
Robinson, Zac	QB	2010	*0	0	Oklahoma State
Roche, Alden	DE	1977-78	21	12	Southern
Rodenhauser, Mark	LS	1999	8	0	Illinois State
Rodgers, Tyrone	DT	1992-94	37	0	Washington
Rodriguez, Ruben	P	1987-89	44	0	Arizona
Rogers, Charlie	RB/KR	1999-01	41	0	Georgia Tech
Romes, Charles	CB	1987	*0	0	North Carolina Central
Ross, Dan	TE	1985	10	5	Northeastern
Ross, Gerard	CB	2006	^0	0	Florida State
Ross, Oliver	RB	1976	14	10	Alabama A&M
Rouen, Tom	P	2003-05	32	0	Colorado
Rubin, Ahtyba	DT	2015-	16	16	Iowa State
Rusk, Reggie	CB	1997-98	2	0	Kentucky
Russell, Brian	S	2007-08	32	32	San Diego State
Ryan, Jon	P	2008-	127	0	Regina

S

Sager, Ken	TE	1987	3	1	Western Washington
Saleaumua, Dan	DT	1997-98	27	15	Arizona State
Salisbury, Sean	QB	1986	*0	0	Southern California
Sandifer, Bill	DT	1977-78	16	15	UCLA
Sanford, Rick	S	1985	5	0	South Carolina
Sawyer, John	TE	1977-78, 80-82	65	39	Southern Mississippi
Scales, Dwight	WR	1984	4	0	Grambling
Schilling, Stephen	C	2014	8	3	Michigan
Schmitt, Owen	FB	2008-09	30	2	West Virginia
Schmitt, Tyler	LS	2008	*0	0	San Diego State
Schofield, O'Brien	LB	2013-14	31	2	Wisconsin

S

Player	Position	Years	GP	GS	College
Scholtz, Bruce	LB	1982-88	96	95	Texas
Schreiber, Adam	G	1984	6	0	Texas
Scobey, Josh	RB	2005-06	32	0	Kansas State
Scoggins, Ron	T	1987	3	0	Nevada-Las Vegas
Scruggs, Greg	DE	2012-14	11	0	Louisville
Seigler, Dexter	CB	1996-97	14	0	Miami
Sevy, Jeff	G/T	1979-80	19	5	California
Sharper, Jamie	LB	2005	8	8	Virginia
Shaw, Bobby	WR	1998	1	0	California
Shaw, Rickie	T	1993	*0	0	North Carolina
Shed, DeShawn	CB	2012-	37	7	Portland State
Sherman, Richard	CB	2011-	80	74	Stanford
Siavii, Junior	DT	2010	14	6	Oregon
Simmons, Anthony	LB	1998-04	86	79	Clemson
Simon, Tharold	CB	2013-	11	5	Louisiana State
Simonson, Dave	T	1976	5	0	Minnesota
Simpson, Keith	CB/S	1978-85	108	70	Memphis State
Sims, David	FB/RB	1977-79	29	12	Georgia Tech
Sims, Jack	G	1987	3	2	Hawaii
Sims, Rob	G	2006-09	45	34	Ohio State
Sinclair, Michael	DE	1991-01	144	114	Eastern New Mexico
Singer, Curt	T	1986, 90-91	24	0	Tennessee
Skansi, Paul	WR	1984-91	100	2	Washington
Skow, Jim	DE	1991	11	1	Nebraska
Smith, D'Anthony	DT	2013-14	2	0	Louisiana Tech
Smith, Dallis	S	1987	3	3	Valdosta State
Smith, Darrin	LB	1998-99	28	27	Miami
Smith, Kevin	WR	2015-	7	1	Washington
Smith, Lamar	RB	1994-97	43	4	Houston
Smith, Malcolm	LB	2011-14	57	16	Southern California
Smith, Rod	RB	2015	1	0	Ohio State
Smith, Sherman	RB	1976-82	82	68	Miami, Ohio
Smith, Steve	FB	1994-95	25	7	Penn State
Smith, Tye	CB	2015-	3	0	Towson
Snell, Donald	WR	1987	1	0	Virginia Tech
Sokoli, Kristjan	C	2015-	2	0	Buffalo
Spagnola, John	TE	1988	16	4	Yale
Speer, Del	S	1994	1	0	Florida
Spencer, Chris	C	2005-10	82	70	Mississippi
Spitulski, Bob	LB	1992-94	26	1	Central Florida
Spitz, Jason	C	2013	*0	0	Louisville
Springs, Shawn	CB	1997-03	93	88	Ohio State
Stark, Chad	FB	1987	2	0	North Dakota State
Stark, Rohn	P	1997	4	0	Florida State
Stephens, Rod	LB	1989-94	75	34	Georgia Tech
Stevens, Jerramy	TE	2002-06	71	26	Washington
Stewart, Russell	TE	2001	*0	0	Stanford
Stokes, Eric	S	1997-98	11	0	Nebraska
Stokley, Brandon	WR	2010	11	0	Louisiana-Lafayette
Stouffer, Kelly	QB	1988-92	22	16	Colorado State
Stowe, Tyronne	LB	1995	6	6	Rutgers
Streater, Rahmaan	DE	2000	*0	0	Richmond
Strong, Mack	FB	1994-07	201	108	Georgia
Strozier, Wilbur	TE	1987	12	3	Georgia
Stutz, Boone	LS	2007	8	0	Texas A&M
Sutherland, Doug	DT	1981	16	6	Wisconsin-Superior
Sweeney, Jim	C	1995	16	16	Pittsburgh
Sweezy, J.R.	G	2012-15	59	49	North Carolina State

T

Tafoya, Joe	DE	2005-06	28	1	Arizona
Tapp, Darryl	DE	2006-09	65	30	Virginia Tech
Tate, Golden	WR	2010-13	58	33	Notre Dame
Tatupu, Lofa	LB	2005-10	84	84	Southern California
Taylor, Bobby	CB	2004	9	0	Notre Dame
Taylor, Cordell	CB	1999	2	0	Hampton
Taylor, Courtney	WR	2007-08	18	4	Auburn
Taylor, Terry	CB	1984-88, 94	79	55	Southern Illinois
Teal, Jimmy	WR	1987-88	6	2	Texas A&M
Teel, Mike	QB	2009	*0	0	Rutgers
Terrell, Steven	S	2014-	16	0	Texas A&M
Terrill, Craig	DT	2004-10	88	5	Purdue
Terry, Chris	T	2002-04	25	23	Georgia
Terry, Joe	LB	1987	2	0	Cal State-Hayward
Terry, Tim	LB	2000-02	38	8	Temple
Testerman, Don	FB	1976-78	44	26	Clemson
Thomas, Doug	WR	1991-93	39	4	Clemson
Thomas, Earl	S	2010-	96	96	Texas
Thomas, Fred	CB	1996-99	45	5	Tennessee-Martin
Thomas, Garth	G	1987	1	1	Washington
Thomas, Josh	CB	2014	3	0	Buffalo
Thomas, Ricky	S	1987	1	1	Alabama
Thomas, Robb	WR	1992-95	62	3	Oregon State
Thomas, Rodell	LB	1981-82	19	1	Alabama State
Thurmond, Walter	CB	2010-13	33	8	Oregon
Tice, Mike	TE	1981-88, 90-91	130	83	Maryland
Tipton, Dave	DE	1976	12	12	Stanford
Tipton, Rico	LB	1987	3	2	Washington State
Tobeck, Robbie	C	2000-06	92	88	Washington State
Tofflemire, Joe	C	1989-94	33	16	Arizona
Tongue, Reggie	S	2000-03	62	52	Oregon State
Torretta, Gino	QB	1996-97	1	0	Miami
Treggs, Brian	WR	1992	2	0	California
Trufant, Marcus	CB	2003-12	136	125	Washington State
Tuatagaloa, Natu	DE	1992-93	30	15	California
Tubbs, Marcus	DT	2004-07	29	16	Texas
Tuiasosopo, Manu	DT/DE/NT	1979-83	73	64	UCLA
Tukuafu, Will	FB	2014-15	23	3	Oregon
Turbin, Robert	RB	2012-14	48	3	Utah State
Turner, Daryl	WR	1984-87	59	40	Michigan State
Turner, Kevin	LB	1981	8	0	Pacific
Tuten, Rick	P	1991-97	101	0	Florida State
Tyler, Robert	TE	1989	9	9	South Carolina State

U

Unger, Max	C/G	2009-14	67	67	Oregon
Unverzagt, Eric	LB	1996-97	9	0	Wisconsin
Urban, Jerheme	WR	2003-05	10	2	Trinity

V

Vallos, Steve	C	2008-09	32	8	Wake Forest
Vaughn, Jon	RB	1993-94	26	2	Michigan
Vobora, David	LB	2011	6	0	Idaho

W

Wagner, Bobby	LB	2012-	56	55	Utah State
Wagner, Vince	K	1981	*0	0	Northwestern (Minn.)
Wahle, Mike	G	2008	10	10	Navy
Waits, Alex	P	1991	3	0	Texas
Walker, Brian	S	1999	5	0	Washington State
Walker, Byron	WR	1982-86	58	3	Citadel
Walker, Derek	DE	2009	*0	0	Illinois

W

Player	Position	Years	GP	GS	College
Walker, Tim	LB	1980	16	0	Savannah State
Wallace, C.J.	S	2007-09	26	0	Washington
Wallace, Seneca	QB	2003-09	47	14	Iowa State
Wallace, Taco	WR	2003-04	4	0	Kansas State
Walsh, Jim	FB	1980	4	0	San Jose State
Walter, Ken	P	2004	6	0	Kent State
Walters, Bryan	WR	2012-14	17	1	Cornell
Ware, Spencer	FB	2013	2	0	Louisiana State
Warner, Curt	RB	1983-89	93	92	Penn State
Warren, Chris	RB	1990-97	123	89	Ferrum
Warren, Terrence	WR	1993-94	16	0	Hampton University
Warrick, Peter	WR	2005	13	5	Florida State
Washington, Leon	RB	2010-12	48	1	Florida State
Watson, Tim	DT	2000-01	*0	0	Rowan
Watters, Orlando	CB	1994	16	8	Arkansas
Watters, Ricky	RB	1998-01	53	52	Notre Dame
Weaver, Herman	P	1977-80	61	0	Tennessee
Weaver, Leonard	FB	2005-08	46	11	Carson-Newman
Weber, Roger	G	1987	*0	0	Kent State
Webster, Cornell	CB	1977-80	52	33	Tulsa
Wedderburn, Floyd	T/G	1999-02	46	26	Penn State
Weeks, Marquis	RB	2006	10	0	Virginia
Weiner, Todd	T	1998-01	48	20	Kansas State
Wells, Dean	LB	1993-98	84	50	Kentucky
Werner, Matt	DE	1994	*0	0	UCLA
West, Jeff	P	1981-85	58	0	Cincinnati
Wheat, Warren	G	1989-91	16	7	Brigham Young
White, Chris	S	1987	1	0	Tennessee
White, Chris	C	2010	6	0	Southern Mississippi
White, Jim	DE	1976	2	0	Colorado State
White, Mike	DT	1981-82	20	8	Albany State
White, Tracy	LB	2003-04	20	2	Howard
Whitehurst, Charlie	QB	2010-11	9	4	Clemson
Wiley, Charles	DT	1987	1	1	Nevada-Las Vegas
Williams, Brent	DE	1994-95	21	19	Toledo
Williams, Cary	CB	2015	10	10	Washburn
Williams, Darryl	S	1996-99	61	60	Miami
Williams, Eddie	FB	2011	2	0	Idaho
Williams, Eugene	LB	1982-83	13	1	Tulsa
Williams, Grant	T	1996-99	56	23	Louisiana Tech
Williams, James	FB	1987	1	0	Fresno State
Williams, James	WR	2000-02	29	4	Marshall
Williams, Jimmy	CB	2005-06	30	1	Vanderbilt
Williams, John	FB	1985	2	0	Wisconsin
Williams, John L.	FB	1986-93	123	115	Florida
Williams, Kasen	WR	2015-	2	0	Washington
Williams, Kevin	DT	2014	16	8	Oklahoma State
Williams, Kyle	T	2008-09	6	3	Southern California
Williams, Lester	NT	1987	2	0	Miami
Williams, Mike	WR	2010-11	26	23	Southern California
Williams, Robert	CB	1999	1	0	North Carolina
Williams, Ronnie	TE	1996	13	3	Oklahoma State
Williams, Stephen	WR	2013	4	0	Toledo
Williams, Willie	CB	1997-03	105	75	Western Carolina
Willis, Donald	G	1995	*0	0	North Carolina A&T
Willis, James	LB	1999	16	0	Auburn
Willis, Jason	WR	2004	1	0	Oregon
Willis, Ray	T	2005-10	44	26	Florida State
Willson, Luke	TE	2013-	45	24	Rice
Wilmer, Ray	S	1984	3	0	Louisiana Tech
Wilson, E.J.	DE	2010	2	0	North Carolina
Wilson, Josh	CB	2007-09	40	23	Maryland
Wilson, Mike	T	1986-89	60	60	Georgia
Wilson, Robert	WR	1997-99	18	0	Florida A&M

Wilson, Russell	QB	2012-	64	64	Wisconsin
Wimmer, Gary	LB	1983	3	0	Stanford
Wistrom, Grant	DE	2004-06	41	41	Nebraska
Womack, Floyd	T	2001-08	90	46	Mississippi State
Woodard, Cedric	DT	2000-04	61	28	Texas
Wooden, Terry	LB	1990-96	89	87	Syracuse
Woods, Al	DT	2011	2	0	LSU
Woods, Larry	DT	1976	6	0	Tennessee State
Woods, Tony	LB/DE	1987-92	89	79	Pittsburgh
Woolsey, Rolly	CB	1976	14	11	Boise State
Wortham, Cornelius	LB	2005	8	0	Alabama
Wright, K.J.	LB	2011-	76	72	Mississippi State
Wrotto, Mansfield	G	2007-10	15	5	Georgia Tech
Wunsch, Jerry	T	2002-04	33	5	Wisconsin
Wyman, David	LB	1987-92	61	56	Stanford
Wyms, Ellis	DE	2007	13	0	Mississippi State

Y

Yarno, John	C	1977-82	74	62	Idaho
Young, Charle	TE	1983-85	45	43	Southern California
Young, Fredd	LB	1984-87	60	41	New Mexico State
Young, Renard	CB	1987	3	3	Nevada-Las Vegas

Z

Zorn, Jim	QB	1976-84	126	100	Cal Poly-Pomona
-----------	----	---------	-----	-----	-----------------

*on active roster, but did not play in a game ^on postseason active roster only



Jim Zorn and Ron Howard

SERIES BREAKDOWN

Due to the 2002 new alignment plan, division records were reset.
Division records from 1976-2001 may be found on page 290.

NFC WEST (52-32)

ARIZONA CARDINALS (17-17)

9/12/76	—	L	24-30	58,441
11/13/83	—	L	@ 28-33	33,280
9/17/89	—	L	24-34	60,444
12/19/93	—	*L	27-30	45,737
10/29/95	—	*L	@ 14-20	39,600
9/13/98	—	W	33-14	57,678
9/15/02	—	L	13-24	63,104
11/10/02	—	W	@ 27-6	29,252
9/14/03	—	W	@ 38-0	23,127
12/21/03	—	W	28-10	64,899
10/24/04	—	L	@ 17-25	35,695
12/26/04	—	W	24-21	65,825
9/25/05	—	W	37-12	64,843
11/6/05	—	W	@ 33-19	43,542
9/17/06	—	W	21-10	67,470
12/10/06	—	L	@ 21-27	63,603
9/16/07	—	L	@ 20-23	64,542
12/9/07	—	W	42-21	68,193
11/16/08	—	L	20-26	67,616
12/28/08	—	L	@ 21-34	63,874
10/18/09	—	L	3-27	67,588
11/15/09	—	L	@ 20-31	62,278
10/24/10	—	W	22-10	67,132
11/14/10	—	W	@ 36-18	61,904
9/25/11	—	W	13-10	66,199
1/1/12	—	*L	@ 20-23	61,798
9/9/12	—	L	@ 16-20	60,032
12/9/12	—	W	58-0	67,685
10/17/13	—	W	@ 34-22	61,200
12/22/13	—	L	10-17	68,266
11/23/14	—	W	19-3	68,327
12/21/14	—	W	@ 35-6	63,806
11/15/15	—	L	32-39	69,005
1/3/16	—	W	@ 36-6	74,287

Franchise moved from St. Louis in 1988.

Points: Arizona 651 (19.1)
Seattle 866 (25.5)

ST. LOUIS RAMS (21-14)

10/31/76	—	L	@ 6-45	52,035
11/4/79	—	L	0-24	62,048
9/23/85	—	L	24-35	63,292
10/23/88	—	L	@ 10-31	57,033
12/22/91	—	W	23-9	51,100
10/19/97	—	W	@ 17-9	64,819
9/10/00	—	L	+ 34-37	64,869
10/20/02	—	L	@ 20-37	65,931
12/22/02	—	W	30-10	63,953
9/21/03	—	W	24-23	65,841
12/14/03	—	L	@ 22-27	66,152
10/10/04	—	*L	27-33	66,940
11/14/04	—	L	@ 12-23	66,044
10/9/05	—	W	@ 37-31	65,707
11/13/05	—	W	31-16	67,192
10/15/06	—	W	@ 30-28	65,592
11/12/06	—	W	24-22	68,175
10/21/07	—	W	33-6	68,164
11/25/07	—	W	@ 24-19	65,423

ST. LOUIS, CONTINUED

9/21/08	—	W	37-13	68,012
12/14/08	—	W	@ 23-20	56,123
9/13/09	—	W	28-0	67,610
11/29/09	—	W	@ 27-17	47,475
10/3/10	—	L	@ 3-20	52,326
1/2/11	—	W	16-6	67,325
11/20/11	—	W	@ 24-7	56,400
12/12/11	—	W	30-13	66,577
9/30/12	—	L	@ 13-19	53,193
12/30/12	—	W	20-13	67,936
10/28/13	—	W	@ 14-9	55,966
12/29/13	—	W	27-9	68,264
10/19/14	—	L	@ 26-28	57,855
12/28/14	—	W	20-6	68,453
9/13/15	—	*L	@ 31-34	51,792
12/27/15	—	L	17-23	69,080

Moved from L.A. Coliseum to Anaheim Stadium in 1980. Moved from Anaheim to St. Louis in 1995.

Points: St. Louis 702 (20.1), Seattle 784 (22.4)

SAN FRANCISCO 49ERS (19-15)

9/26/76	—	L	21-37	59,108
10/7/79	—	W	@ 35-24	44,592
11/25/85	—	L	@ 6-19	57,482
9/25/88	—	L	7-38	63,382
12/8/91	—	L	22-24	56,711
12/21/97	—	W	38-9	66,253
10/14/02	—	L	21-28	66,420
12/01/02	—	L	@ 24-31	67,594
10/12/03	—	W	20-19	66,437
12/27/03	—	W	@ 24-17	67,840
9/26/04	—	W	34-0	66,709
11/7/04	—	W	@ 42-27	64,423
11/20/05	—	W	@ 27-25	63,590
12/11/05	—	W	41-3	66,690
11/19/06	—	L	@ 14-20	68,367
12/14/06	—	L	14-24	67,650
9/30/07	—	W	@ 23-3	67,651
11/12/07	—	W	24-0	68,331
9/14/08	—	*L	30-33	67,951
10/26/08	—	W	@ 34-13	67,504
10/23/09	—	L	@ 10-23	69,732
12/6/09	—	W	20-17	67,761
9/12/10	—	W	31-6	67,044
12/12/10	—	L	@ 21-40	69,732
9/11/11	—	L	@ 17-33	69,732
12/24/11	—	L	17-19	66,697
10/18/12	—	L	@ 6-13	69,732
12/23/12	—	W	42-13	68,161
9/15/13	—	W	29-3	68,338
12/8/13	—	L	@ 17-19	69,732
11/27/14	—	W	@ 19-3	70,799
12/14/14	—	W	17-7	68,526
10/22/15	—	W	@ 20-3	70,799
11/22/15	—	W	29-13	68,993

Points: San Francisco 606 (17.8)
Seattle 796 (23.4)

NFC EAST (14-15)**DALLAS COWBOYS (6-10)**

10/3/76	—	L		13-28	62,027
11/27/80	—	L	@	7-51	57,540
12/4/83	—	L		10-35	63,352
11/27/86	—	W	@	31-14	58,020
10/11/92	—	L	@	0-27	62,311
11/22/98	—	L	@	22-30	64,142
12/16/01	—	W	+	29-3	63,366
10/27/02	—	W	@	17-14	63,854
12/6/04	—	L		39-43	68,093
10/23/05	—	W		13-10	67,046
11/27/08	—	L	@	9-34	63,253
11/1/09	—	L	@	17-38	80,886
11/6/11	—	L	@	13-23	81,510
9/16/12	—	W		27-7	68,008
10/12/14	—	L		30-23	68,432
11/1/15	—	W		13-12	91,486

Points: Dallas 399 (24.9)
Seattle 283 (17.7)

NEW YORK GIANTS (8-9)

11/28/76	—	L	@	16-28	65,111
12/7/80	—	L		21-27	51,617
10/18/81	—	L		0-32	56,134
12/11/83	—	W	@	17-12	48,942
10/19/86	—	W		17-12	62,282
11/19/89	—	L	@	3-15	75,014
10/25/92	—	L	@	10-23	67,399
11/5/95	—	W		30-28	42,100
12/23/01	—	L	@	24-27	78,119
9/22/02	—	L	@	6-9	78,551
11/27/05	—	*W		24-21	67,102
9/24/06	—	W		42-30	68,161
10/5/08	—	L	@	6-44	79,529
11/7/10	—	L		7-41	67,287
10/9/11	—	W	@	36-25	78,650
12/15/13	—	W	@	23-0	79,691
10/17/13	—	W	@	34-22	61,200
11/9/14	—	W		38-17	68,352

Points: N.Y. Giants 391 (23.0)
Seattle 320 (18.8)

PHILADELPHIA EAGLES (7-7)

12/12/76	—	L	@	10-27	37,949
11/2/80	—	L		20-27	61,047
11/23/86	—	W		24-20	55,786
9/10/89	—	L	@	7-31	64,287
12/13/92	—	*L		17-20	47,492
12/3/95	—	W		26-14	39,893
9/6/98	—	W	@	38-0	66,418
9/23/01	—	L	+	3-27	62,826
12/8/02	—	L		20-27	59,862
12/5/05	—	W	@	42-0	67,637
12/2/07	—	W	@	28-24	68,445
11/2/08	—	L		7-26	68,055
12/1/11	—	W		31-14	67,039
12/7/14	—	W	@	24-14	69,596

Points: Philadelphia 271 (19.4)
Seattle 287 (21.2)

WASHINGTON REDSKINS (5-11)

9/19/76	—	L	@	7-31	53,174
9/28/80	—	W	@	14-0	53,263
9/25/83	—	L		17-27	60,718
9/28/86	—	L	@	14-19	54,157
12/23/89	—	L		0-29	60,294
11/8/92	—	L		3-16	53,616
9/4/94	—	W	@	28-7	52,930
11/19/95	—	W	@	27-20	51,298
9/20/98	—	W		24-14	63,336
11/04/01	—	L	@	14-27	82,352
11/3/02	—	L		3-14	64,325
11/9/03	—	L	@	20-27	80,728
10/2/05	—	*L	@	17-20	90,215
11/23/08	—	L		17-20	67,771
11/27/11	—	L		17-23	66,007
10/6/14	—	W	@	27-17	79,522

Points: Washington 311 (19.4)
Seattle 249 (15.6)

NFC NORTH (17-10)**CHICAGO BEARS (11-4)**

12/5/76	—	L		7-34	60,510
11/5/78	—	W	@	31-29	50,697
12/12/82	—	W		20-14	52,826
9/23/84	—	W		38-9	61,520
12/20/87	—	W	@	34-21	62,518
9/9/90	—	L	@	0-17	64,400
9/19/99	—	W	@	14-13	66,944
10/19/03	—	W		24-17	65,671
10/1/06	—	L	@	6-37	62,225
11/18/07	—	W		30-23	68,249
9/27/09	—	L		19-25	67,938
10/17/10	—	W	@	23-20	62,137
12/18/11	—	W	@	38-14	61,542
12/2/12	—	*W	@	23-17	62,264
9/27/15	—	W		26-0	69,002

Points: Chicago 290 (19.3)
Seattle 333 (22.2)

DETROIT LIONS (8-5)

10/24/76	—	L		14-41	61,280
9/24/78	—	W		28-16	56,781
12/2/84	—	W		38-17	62,441
10/18/87	—	W	@	37-14	8,310
12/30/90	—	W		30-10	50,681
10/17/93	—	L	@	10-30	60,801
10/17/96	—	L	@	16-17	51,194
9/12/99	—	L		20-28	66,238
11/16/03	—	W		35-14	65,865
9/10/06	—	W	@	9-6	60,535
11/8/09	—	W		32-20	67,003
10/28/12	—	L	@	24-28	63,497
10/5/15	—	W		13-10	69,005

Points: Detroit 251 (19.3)
Seattle 306 (23.5)

* Overtime + at Husky Stadium

GREEN BAY PACKERS (7-9)

10/10/76	—	L	@	20-27	54,983
10/15/78	—	L	@	28-45	52,712
11/1/81	—	L	@	24-34	49,467
10/21/84	—	W	@	30-24	52,286
11/15/87	—	W	@	24-13	60,963
12/9/90	—	W	@	20-14	52,015
9/29/96	—	L	@	10-31	59,973
11/1/99	—	W	@	27-7	59,869
10/5/03	—	L	@	13-35	70,365
1/1/06	—	L	@	17-23	69,928
11/27/06	—	W	@	34-24	68,256
10/12/08	—	L	@	17-27	68,302
12/27/09	—	L	@	10-48	70,429
9/24/12	—	W	@	14-12	68,218
9/4/14	—	W	@	36-16	68,424
9/20/15	—	L	@	17-27	78,433

1981 & 1999 games played at Green Bay.
1976, 1978 & 1990 played in Milwaukee.

Points: Green Bay 407 (25.4)
Seattle 341 (21.3)

MINNESOTA VIKINGS (9-5)

11/14/76	—	L	@	21-27	45,087
10/8/78	—	W	@	29-28	62,031
9/30/84	—	W	@	20-12	57,171
11/1/87	—	W	@	28-17	61,134
11/18/90	—	L	@	21-24	59,735
11/10/96	—	W	@	42-23	50,794
9/29/02	—	W	@	48-23	65,212
12/7/03	—	L	@	7-34	63,968
12/12/04	—	W	@	27-23	64,110
10/22/06	—	L	@	13-31	68,118
11/22/09	—	L	@	9-35	63,854
11/4/12	—	W	@	30-20	67,584
11/17/13	—	W	@	41-20	68,235
12/6/15	—	W	@	38-7	52/430

Played in Metropolitan Stadium from 1961-81. Moved into the Metrodome in 1982.

Played at the University of Minnesota's TCF Bank Stadium in 2015.

Points: Minnesota 324 (23.1)
Seattle 374 (26.7)

**NFC SOUTH (14-9)****ATLANTA FALCONS (9-5)**

11/7/76	—	W	@	30-13	57,985
10/29/79	—	W	@	31-28	52,566
10/13/85	—	W	@	30-26	60,430
10/2/88	—	W	@	31-20	28,619
12/15/91	—	L	@	13-26	53,834
11/30/97	—	L	@	17-24	52,584
12/03/00	—	W	@	30-10	44,680
12/15/02	—	*W	@	30-24	69,551
1/2/05	—	W	@	28-26	66,740
9/18/05	—	W	@	21-18	66,030
12/30/07	—	L	@	41-44	64,925
12/19/10	—	L	@	18-34	67,101
10/2/11	—	L	@	28-30	66,266
11/10/13	—	W	@	33-10	70,309

Played at Atlanta-Fulton County Stadium from 1966-91. Moved into Georgia Dome in 1992.

Points: Atlanta 333 (23.8)
Seattle 381 (27.2)

CAROLINA PANTHERS (5-3)

10/08/00	—	L	@	3-26	72,192
10/31/04	—	W	@	23-17	66,214
12/16/07	—	L	@	10-13	73,421
12/5/10	—	W	@	31-14	66,577
10/7/12	—	W	@	16-12	72,676
9/8/13	—	W	@	12-7	73,294
10/26/14	—	W	@	13-9	74,042
10/18/15	—	L	@	23-27	69,020

Points: Carolina 125 (15.6)
Seattle 131 (16.4)

NEW ORLEANS SAINTS (6-6)

11/21/76	—	L	@	27-51	61,865
11/18/79	—	W	@	38-24	60,055
11/10/85	—	W	@	27-3	47,365
10/16/88	—	L	@	19-20	63,569
9/1/91	—	L	@	24-27	68,492
11/16/97	—	*L	@	17-20	50,493
9/17/00	—	W	+	20-10	59,513
9/7/03	—	W	+	27-10	52,250
9/12/04	—	W	@	21-7	64,900
10/14/07	—	L	@	17-28	68,296
11/21/10	—	L	@	19-34	70,015
12/8/13	—	W	@	34-7	68,387

Points: New Orleans 241 (20.1)
Seattle 290 (24.2)

TAMPA BAY BUCCANEERS (8-4)

10/17/76	—	W	@	13-10	43,812
10/16/77	—	W	@	30-23	54,783
11/20/94	—	W	@	22-21	37,466
9/22/96	—	W	@	17-13	30,212
11/28/99	—	L	@	3-16	66,314
9/19/04	—	W	@	10-6	65,089
12/31/06	—	W	@	23-7	65,660
9/9/07	—	W	@	20-6	68,044
10/19/08	—	L	@	10-20	64,811
12/20/09	—	L	@	7-24	67,011
12/26/10	—	L	@	15-38	46,576
11/3/13	—	*W	@	27-24	67,873

Points: Tampa Bay 208 (17.3)
Seattle 197 (16.4)

* Overtime + at Husky Stadium

AFC WEST (7-9)

DENVER BRONCOS (19-34)

10/2/77	—	L		13-24	53,108
10/7/78	—	L	@	7-28	74,989
10/29/78	—	*L		17-20	62,948
9/23/79	—	L	@	34-37	74,879
12/8/79	—	W		28-23	60,038
11/23/80	—	L	@	20-36	73,274
12/21/80	—	L		17-25	51,853
9/13/81	—	W		13-10	58,513
12/13/81	—	L	@	13-23	74,527
11/21/82	—	W	@	17-10	73,916
1/2/83	—	W		13-11	43,145
11/6/83	—	W		27-19	61,189
11/20/83	—	L	@	27-38	74,710
11/25/84	—	W	@	27-24	74,922
12/15/84	—	L		14-31	64,411
10/20/85	—	*L	@	10-13	74,899
12/20/85	—	L		24-27	56,283
10/26/86	—	L	@	13-20	76,089
12/20/86	—	W		41-16	63,697
9/13/87	—	L	@	17-40	75,999
12/13/87	—	W		28-21	61,759
9/4/88	—	W	@	21-14	75,986
12/11/88	—	W		42-14	62,839
10/22/89	—	*L		21-24	62,353
11/26/89	—	L	@	14-41	75,117
9/23/90	—	*L	@	31-34	75,290
12/23/90	—	W		17-12	55,845
9/15/91	—	L	@	10-16	74,152
11/24/91	—	W		13-10	60,430
11/30/92	—	*W		16-13	51,612
12/20/92	—	L	@	6-10	72,570
10/31/93	—	L	@	17-28	73,644
11/28/93	—	L		9-17	57,812
10/9/94	—	L	+	9-16	63,872
11/13/94	—	L	@	10-17	71,290
10/1/95	—	W		27-10	49,914
12/10/95	—	W	@	31-27	71,488
9/8/96	—	L		20-30	43,671
12/1/96	—	L	@	7-34	74,982
9/7/97	—	L		14-35	55,859
11/2/97	—	L	@	27-30	74,212
10/11/98	—	L		16-21	66,258
12/27/98	—	L	@	21-28	74,057
11/14/99	—	W		20-17	66,314
12/19/99	—	*L	@	30-36	65,987
11/26/00	—	L	+	31-38	68,661
12/10/00	—	L	@	24-31	75,218
10/14/01	—	W	+	34-21	61,837
12/09/01	—	L	@	7-20	74,524
11/17/02	—	L		9-31	65,495
12/03/06	—	W	@	23-20	76,146
9/19/10	—	L	@	14-31	75,130
9/21/14	—	*W		26-20	68,447

Points: Denver 1242 (23.4)
Seattle 1057 (19.9)

KANSAS CITY CHIEFS (18-33)

12/11/77	—	W	@	34-31	22,562
11/19/78	—	W	@	13-10	32,252
12/17/78	—	W		23-19	58,490
9/30/79	—	L		6-24	61,169
12/2/79	—	L	@	21-37	42,160
9/14/80	—	W	@	17-16	42,403
11/9/80	—	L		30-31	58,976
9/27/81	—	L		14-20	59,255
11/22/81	—	L	@	13-40	49,002
9/4/83	—	L	@	13-17	42,531
11/27/83	—	*W		51-48	56,795
11/4/84	—	W		45-0	61,396
12/9/84	—	L	@	7-34	34,855
9/29/85	—	L	@	7-28	50,485
12/1/85	—	W		26-6	52,655
9/14/86	—	W		23-17	61,068
11/9/86	—	L	@	7-27	53,268
9/20/87	—	W		43-14	61,667
12/27/87	—	L	@	20-41	20,370
9/11/88	—	W		31-10	61,512
11/20/88	—	L	@	24-27	33,152
10/8/89	—	L		16-20	60,715
11/5/89	—	L	@	10-20	54,489
10/21/90	—	W		19-7	60,358
11/11/90	—	W	@	17-16	71,285
9/22/91	—	L	@	13-20	71,789
12/1/91	—	L		6-19	57,248
9/13/92	—	L	@	7-26	75,125
11/22/92	—	L		14-24	49,867
12/5/93	—	L		16-31	58,551
1/2/94	—	L	@	24-34	72,136
10/23/94	—	L	@	23-38	78,847
11/27/94	—	W		10-9	54,120
9/3/95	—	L		10-34	47,564
12/24/95	—	L	@	3-26	75,784
9/15/96	—	L		17-35	39,970
10/17/96	—	L	@	16-34	76,057
9/28/97	—	*L	@	17-20	77,877
11/23/97	—	L		14-19	66,264
10/4/98	—	L	@	6-17	66,418
11/8/98	—	W		24-12	66,251
11/21/99	—	W	@	31-19	78,714
12/26/99	—	W		23-14	66,332
10/02/00	—	L	@	17-24	82,893
10/29/00	—	L	+	19-24	62,141
11/25/01	—	L	@	7-19	77,357
1/06/02	—	W	+	21-18	58,460
11/24/02	—	W		39-22	56,250
10/29/06	—	L	@	28-35	77,645
11/28/10	—	L		24-42	66,370
11/16/14	—	L	@	24-20	76,463

Points: Kansas City 1199 (23.5)
Seattle 979 (19.2)

OAKLAND RAIDERS (24-28)

11/6/77	—	L	@	7-44	50,929
10/22/78	—	W		27-7	62,529
11/26/78	—	W	@	17-16	52,978
9/16/79	—	W		27-10	61,602
12/16/79	—	W	@	29-24	53,177
10/26/80	—	L	@	14-33	50,185
11/17/80	—	L		17-19	60,480
9/20/81	—	L	@	10-20	45,725
11/29/81	—	L		31-32	57,147
12/5/82	—	L	@	23-28	42,170
10/16/83	—	W		38-36	60,697
10/30/83	—	W	@	34-21	49,708
10/7/84	—	L	@	14-28	77,904
11/12/84	—	W		17-14	64,011
11/3/85	—	W		33-3	64,060
12/15/85	—	L	@	3-13	77,425
10/12/86	—	L	@	10-14	70,635
12/8/86	—	W		37-0	62,923
10/25/87	—	W	@	35-13	52,735
11/30/87	—	L		14-37	62,802
11/28/88	—	W		35-27	62,641
12/18/88	—	W	@	43-37	61,127
10/1/89	—	W	@	24-20	44,319
12/17/89	—	W	@	23-17	61,076
9/16/90	—	L		13-17	61,889
10/14/90	—	L	@	17-24	50,624
10/13/91	—	*L		20-23	61,974
11/17/91	—	L	@	7-31	49,317
10/18/92	—	L		0-19	56,904
11/15/92	—	L	@	3-20	46,862
9/12/93	—	L		13-17	58,836
12/12/93	—	L	@	23-27	38,161
9/11/94	—	W	@	38-9	47,319
12/11/94	—	L		16-17	53,301
10/8/95	—	L	@	14-34	50,213
12/17/95	—	W		44-10	58,428
11/24/96	—	L		21-27	47,506
12/22/96	—	W	@	28-21	33,455
10/26/97	—	W		45-34	66,264
12/14/97	—	W	@	22-21	40,124
11/1/98	—	L		18-31	66,246
11/15/98	—	L	@	17-20	51,527
10/3/99	—	W		22-21	66,400
12/5/99	—	L	@	21-30	44,716
10/22/00	—	L	@	3-31	57,490
12/16/00	—	W	+	27-24	68,681
9/30/01	—	L	@	14-38	54,629
11/11/01	—	W	+	34-27	67,231
9/8/02	—	L	@	17-31	53,260
11/6/06	—	W		16-0	67,816
10/31/10	—	L	@	3-33	35,721
11/2/14	—	W		30-24	68,337

Franchise moved from Oakland to Los Angeles in 1982. Moved back to Oakland in 1995.

Points: Oakland 1174 (22.6)
Seattle 1108 (21.3)

SAN DIEGO CHARGERS (26-24)

11/27/77	—	L		28-30	55,338
9/3/78	—	L		20-24	55,778
12/10/78	—	L	@	10-37	49,975
9/2/79	—	L		16-33	62,287
10/14/79	—	L	@	10-20	50,077
9/7/80	—	L		13-34	62,042
12/13/80	—	L	@	14-21	49,980
10/4/81	—	L	@	10-24	51,463
11/16/81	—	W		44-23	58,628
9/18/83	—	W		34-31	61,714
10/9/83	—	L	@	21-28	49,132
9/9/84	—	W		31-17	61,314
10/29/84	—	W	@	24-0	53,974
9/15/85	—	W	@	49-35	54,420
10/6/85	—	W		26-21	61,300
10/6/86	—	W		33-7	63,207
12/14/86	—	W	@	34-24	47,096
11/22/87	—	W		34-3	62,444
9/18/88	—	L	@	6-17	44,449
10/30/88	—	W		17-14	59,641
10/15/89	—	W	@	17-16	50,079
10/29/89	—	W		10-7	59,961
11/4/90	—	L		14-31	59,646
11/25/90	—	*W	@	13-10	50,097
10/27/91	—	W		20-9	58,025
11/10/91	—	L	@	14-17	43,597
10/4/92	—	L	@	6-17	36,783
12/27/92	—	L		14-31	49,324
9/5/93	—	L	@	12-18	58,039
10/3/93	—	W		31-14	54,778
9/18/94	—	L	+	10-24	65,536
10/30/94	—	L	@	15-35	59,001
9/10/95	—	L	@	10-14	54,420
10/22/95	—	L		25-35	45,821
9/1/96	—	L	@	7-29	58,780
10/27/96	—	W		32-13	38,143
9/21/97	—	W		26-22	51,110
11/9/97	—	W	@	37-31	64,616
10/25/98	—	W	@	27-20	58,512
12/13/98	—	W		38-17	62,690
10/17/99	—	L	@	10-13	59,432
12/12/99	—	L		16-19	66,318
9/24/00	—	W	@	20-12	47,233
11/05/00	—	W	+	17-15	59,884
12/2/01	—	*W	+	13-10	55,466
12/30/01	—	W	@	25-22	51,412
12/29/02	—	*W	@	31-28	52,159
12/24/06	—	L		17-20	68,174
9/26/10	—	W		27-20	67,106
9/14/14	—	L	@	21-30	67,916

Points: San Diego 1042 (20.8)
Seattle 1049 (21.0)

* Overtime + at Husky Stadium

AFC EAST (5-7)**BUFFALO BILLS (7-5)**

10/30/77	—	W	56-17	61,180
10/14/84	—	W	31-28	59,034
11/6/88	—	L	3-13	61,074
12/4/89	—	W	17-16	57,682
10/15/95	—	L	@ 21-27	74,362
12/1/96	—	W	26-18	41,373
10/24/99	—	W	26-16	66,301
12/23/00	—	L	+ 23-42	61,025
11/18/01	—	W	@ 23-20	60,836
11/28/04	—	L	9-38	66,271
9/7/08	—	L	@ 10-34	71,194
12/16/12	—	W	%@ 50-17	40,770

Points: Buffalo 286 (23.8)
Seattle 295 (24.6)

MIAMI DOLPHINS (3-8)

10/23/77	—	L	@ 13-31	29,855
9/9/79	—	L	@ 10-19	56,233
10/4/87	—	W	24-20	19,448
12/16/90	—	L	@ 17-24	57,851
9/27/92	—	L	17-19	59,374
10/6/96	—	W	@ 22-15	59,539
9/3/00	—	L	@ 0-23	72,949
10/28/01	—	L	+ 20-24	59,108
11/21/04	—	W	24-17	66,644
11/9/08	—	L	@ 19-21	64,862
11/25/12	—	L	@ 21-24	51,295

Moved from the Orange Bowl into
Joe Robbie Stadium in 1987.

Points: Miami 237 (21.5)
Seattle 187 (17.0)

NEW ENGLAND PATRIOTS (8-8)

10/9/77	—	L	@ 0-31	45,929
9/21/80	—	L	31-37	61,035
12/19/82	—	L	0-16	53,457
12/18/83	—	W	24-6	59,688
9/16/84	—	L	@ 23-38	43,140
11/17/85	—	L	13-20	60,345
9/21/86	—	W	@ 38-31	58,977
12/4/88	—	L	@ 7-13	59,068
9/24/89	—	W	@ 24-3	48,025
10/7/90	—	W	@ 33-20	39,735
9/20/92	—	W	@ 10-6	42,327
9/19/93	—	W	@ 17-14	50,392
10/24/93	—	W	10-9	56,526
10/17/04	—	L	@ 20-30	68,756
12/7/08	—	L	21-24	68,077
10/14/12	—	W	24-23	68,137

Points: New England 321 (20.1)
Seattle 295 (18.4)

NEW YORK JETS (10-8)

11/13/77	—	W	@ 17-0	43,973
9/17/78	—	W	@ 24-17	46,911
11/26/79	—	W	30-7	59,977
10/19/80	—	W	@ 27-17	52,496
10/25/81	—	W	@ 19-3	49,678
12/6/81	—	W	27-23	53,105
9/11/83	—	W	@ 17-10	50,066
10/27/85	—	L	@ 14-17	69,320
11/28/86	—	L	7-38	62,497
11/9/87	—	L	@ 14-30	60,452
9/8/91	—	W	20-13	56,770

NEW YORK JETS, CONTINUED

11/26/95	—	L	10-16	41,160
8/31/97	—	L	3-41	53,893
12/6/98	—	L	@ 31-32	72,200
1/2/00	—	L	@ 9-19	78,154
12/19/04	—	L	@ 14-37	77,894
12/21/08	—	W	13-3	68,181
11/11/12	—	W	28-7	67,841

Moved from Shea Stadium into Giants
Stadium in 1984.

Points: N.Y. Jets 330 (18.3)
Seattle 324 (18.0)

AFC NORTH (8-8)**BALTIMORE RAVENS (3-2)**

12/27/97	—	L	@ 24-31	54,395
11/23/03	—	*L	@ 41-44	69,477
12/23/07	—	W	27-6	68,164
11/13/11	—	W	22-17	66,522
12/13/15	—	W	@ 35-6	71,179

Points: Baltimore 104 (20.8)
Seattle 149 (29.8)

CINCINNATI BENGALS (9-10)

9/25/77	—	L	@ 20-42	45,579
9/6/81	—	L	@ 21-27	41,177
12/26/82	—	L	@ 10-24	55,330
11/18/84	—	W	@ 26-6	50,280
9/8/85	—	W	@ 28-24	51,625
11/16/86	—	L	@ 7-34	54,410
10/11/87	—	L	10-17	31,739
12/10/89	—	W	@ 24-17	54,744
10/1/90	—	W	31-16	60,135
10/6/91	—	W	@ 13-7	60,010
9/6/92	—	L	3-21	57,350
9/26/93	—	W	@ 19-10	46,880
11/06/94	—	*L	17-20	46,630
9/17/95	—	W	24-21	39,492
11/7/99	—	W	37-20	66,303
10/26/03	—	L	@ 24-27	52,131
9/23/07	—	W	24-21	68,110
10/30/11	—	L	12-34	66,004
10/11/15	—	*L	@ 24-27	65,004

Points: Cincinnati 415 (21.8)
Seattle 374 (19.7)

* Overtime + at Husky Stadium % Toronto



CLEVELAND BROWNS (12-6)

12/18/77	—	W	20-19	61,583
12/3/78	—	W	47-24	62,262
11/11/79	—	W	@ 29-24	72,440
10/12/80	—	L	3-27	61,366
12/20/81	—	W	42-21	51,435
9/12/82	—	L	7-21	55,907
10/2/83	—	W	@ 24-9	75,446
9/3/84	—	W	33-0	59,540
12/8/85	—	W	31-13	58,477
10/9/88	—	W	@ 16-10	78,605
11/12/89	—	L	7-17	58,978
11/14/93	—	W	22-5	54,622
12/24/94	—	L	@ 9-35	54,180
9/9/01	—	W	@ 9-6	72,318
11/30/03	—	W	34-7	64,680
11/4/07	—	*L	@ 30-33	72,927
10/23/11	—	L	@ 3-6	66,350
12/20/15	—	W	30-13	69,002

Franchise suspended in 1996 and reactivated in 1999.

Points: Cleveland 290 (16.1)
Seattle 396 (22.0)

PITTSBURGH STEELERS (9-8)

12/4/77	—	L	@ 20-30	45,429
9/10/78	—	L	@ 10-21	48,277
11/8/81	—	W	24-21	59,058
11/28/82	—	W	16-0	55,553
10/23/83	—	L	21-27	61,615
9/7/86	—	W	30-0	61,146
12/6/87	—	L	@ 9-13	48,881
10/20/91	—	W	@ 27-7	54,678
12/6/92	—	L	@ 14-20	47,015
12/26/93	—	W	16-6	51,814
9/25/94	—	W	+ 30-13	59,637
9/27/98	—	L	@ 10-13	58,413
9/26/99	—	W	@ 29-10	57,881
11/02/03	—	W	23-16	66,507
10/7/07	—	L	@ 0-21	64,478
9/18/11	—	L	@ 0-24	63,663
11/29/15	—	W	39-30	69,055

Points: Pittsburgh 272 (16.0)
Seattle 318 (18.7)

RECORD VS. DIVISION (1976-2001)**AFC East (26-27)**

Buffalo (6-3)
Indianapolis (3-5)
Miami (2-6)
New England (7-6)
New York Jets (8-7)

NFC East (13-27)

Arizona (1-5)
Dallas (2-5)
New York Giants (3-6)
Philadelphia (3-5)
Washington (4-6)

AFC Central (29-17)

Baltimore (0-1)
Cleveland (10-4)
Cincinnati (8-7)
Jacksonville (3-1)
Tennessee (8-4)

NFC Central (21-13)

Chicago (5-2)
Detroit (4-4)
Green Bay (4-4)
Minnesota (4-2)
Tampa Bay (4-1)

AFC West (80-110)

Denver (17-32)
Kansas City (17-30)
Oakland (22-26)
San Diego (24-22)

NFC West (12-16)

Atlanta (5-2)
Carolina (0-1)
New Orleans (3-4)
St. Louis (2-5)
San Francisco (2-4)

AFC SOUTH (7-5)**HOUSTON TEXANS (2-1)**

10/16/05	—	W	42-10	66,196
12/13/09	—	L	@ 7-34	70,380
9/29/13	—	*W	@ 23-20	71,756

Points: Houston 64 (21.3)
Seattle 72 (24.0)

INDIANAPOLIS COLTS (4-7)

9/18/77	—	L	14-29	58,991
11/12/78	—	L	14-17	61,905
9/29/91	—	W	31-3	56,656
10/2/94	—	L	@ 15-17	49,876
12/4/94	—	L	19-31	39,574
9/14/97	—	W	@ 31-3	49,194
12/20/98	—	W	27-23	58,703
10/15/00	—	L	+ 24-37	63,593
12/24/05	—	W	28-13	67,855
10/4/09	—	L	@ 17-34	66,112
10/6/13	—	L	@ 28-34	66,608

Franchise transferred from Baltimore in 1984.

Points: Indianapolis 241 (21.9)
Seattle 248 (22.5)

JACKSONVILLE JAGUARS (5-2)

11/12/95	—	W	@ 47-30	71,290
12/15/96	—	L	@ 13-20	66,134
11/12/00	—	W	@ 28-21	68,063
10/07/01	—	W	+ 24-15	54,524
9/11/05	—	L	@ 14-26	65,204
10/11/09	—	W	41-0	67,228
9/22/13	—	W	45-17	68,087

Points: Jacksonville 129 (18.4)
Seattle 212 (30.3)

TENNESSEE TITANS (10-5)

11/20/77	—	L	10-22	61,519
10/21/79	—	W	34-14	60,705
10/5/80	—	W	@ 26-7	46,860
10/11/81	—	L	@ 17-35	42,671
9/19/82	—	L	@ 21-23	43,117
11/13/88	—	W	27-24	60,446
12/2/90	—	*W	13-10	57,592
11/7/93	—	L	@ 14-24	50,447
12/11/94	—	W	@ 16-14	31,453
11/3/96	—	W	23-16	36,320
10/5/97	—	W	16-13	49,897
11/29/98	—	W	20-18	59,048
12/18/05	—	W	@ 28-24	69,149
1/3/10	—	L	13-17	67,002
10/13/13	—	W	20-13	68,127

Franchise transferred from Houston in 1997 and changed name from Oilers to Titans in 1999.

Points: Tennessee 274 (18.3)
Seattle 298 (19.9)

* Overtime + at Husky Stadium

YEARLY RESULTS

Year	W	L	T	Pct.	Pts.	Opp.	Finish	Home	Road	Div.	AFC	NFC	Post.
1976	2	12	0	.143	229	429	*5th	1-6-0	1-6-0	0-4-0	1-0-0	1-12-0	---
1977	5	9	0	.357	282	373	*4th	3-4-0	2-5-0	1-3-0	4-9-0	1-0-0	---
1978	9	7	0	.563	345	358	3rd	5-3-0	4-4-0	4-4-0	6-6-0	3-1-0	---
1979	9	7	0	.563	378	372	3rd	5-3-0	4-4-0	3-5-0	6-6-0	3-1-0	---
1980	4	12	0	.250	291	408	5th	0-8-0	4-4-0	1-7-0	3-9-0	1-3-0	---
1981	6	10	0	.375	322	388	5th	5-3-0	1-7-0	2-6-0	6-8-0	0-2-0	---
1982	4	5	0	.444	127	147	+10th	3-2-0	1-3-0	2-1-0	3-5-0	1-0-0	---
1983	9	7	0	.563	403	397	2nd	5-3-0	4-4-0	5-3-0	8-4-0	1-3-0	2-1
1984	12	4	0	.750	418	282	2nd	7-1-0	5-3-0	6-2-0	8-4-0	4-0-0	1-1
1985	8	8	0	.500	349	303	3rd	5-3-0	3-5-0	4-4-0	6-6-0	2-2-0	---
1986	10	6	0	.625	366	293	3rd	7-1-0	3-5-0	5-3-0	7-5-0	3-1-0	---
1987	9	6	0	.600	371	314	^2nd	6-2-0	3-4-0	4-3-0	5-6-0	4-0-0	0-1
1988	9	7	0	.563	339	329	1st	5-3-0	4-4-0	6-2-0	8-4-0	1-3-0	0-1
1989	7	9	0	.438	241	327	4th	3-5-0	4-4-0	4-4-0	7-5-0	0-4-0	---
1990	9	7	0	.563	306	286	3rd	5-3-0	4-4-0	4-4-0	7-5-0	2-2-0	---
1991	7	9	0	.438	276	261	4th	5-3-0	2-6-0	2-6-0	6-6-0	1-3-0	---
1992	2	14	0	.125	140	312	5th	1-7-0	1-7-0	1-7-0	2-10-0	0-4-0	---
1993	6	10	0	.375	280	314	5th	4-4-0	2-6-0	1-7-0	6-8-0	0-2-0	---
1994	6	10	0	.375	287	323	5th	3-5-0	3-5-0	2-6-0	4-10-0	2-0-0	---
1995	8	8	0	.500	363	366	3rd	5-3-0	3-5-0	3-5-0	5-7-0	3-1-0	---
1996	7	9	0	.438	317	376	5th	4-4-0	3-5-0	2-6-0	5-7-0	2-2-0	---
1997	8	8	0	.500	365	362	3rd	4-4-0	4-4-0	4-4-0	6-6-0	2-2-0	---
1998	8	8	0	.500	372	310	3rd	6-2-0	2-6-0	3-5-0	5-7-0	3-1-0	---
1999	9	7	0	.563	338	298	1st	5-3-0	4-4-0	4-4-0	7-5-0	2-2-0	0-1
2000	6	10	0	.375	320	405	4th	3-5-0	3-5-0	3-5-0	4-8-0	2-2-0	---
2001	9	7	0	.563	301	324	2nd	6-2-0	3-5-0	5-3-0	8-4-0	1-3-0	---
2002	7	9	0	.438	355	369	3rd	3-5-0	4-4-0	2-4-0	2-2-0	5-7-0	---
2003	10	6	0	.625	404	327	2nd	8-0-0	2-6-0	5-1-0	2-2-0	8-4-0	0-1
2004	9	7	0	.563	371	373	1st	5-3-0	4-4-0	3-3-0	1-3-0	8-4-0	0-1
2005	13	3	0	.813	452	271	1st	8-0-0	5-3-0	6-0-0	3-1-0	10-2-0	2-1
2006	9	7	0	.563	335	341	1st	5-3-0	4-4-0	3-3-0	2-2-0	7-5-0	1-1
2007	10	6	0	.625	393	291	1st	7-1-0	3-5-0	5-1-0	2-2-0	8-4-0	1-1
2008	4	12	0	.250	294	392	3rd	2-6-0	2-6-0	3-3-0	1-3-0	3-9-0	---
2009	5	11	0	.313	280	390	3rd	4-4-0	1-7-0	3-3-0	1-3-0	4-8-0	---
2010	7	9	0	.438	310	407	1st	5-3-0	2-6-0	4-2-0	1-3-0	6-6-0	1-1
2011	7	9	0	.438	321	315	3rd	4-4-0	3-5-0	3-3-0	1-3-0	6-6-0	---
2012	11	5	0	.688	412	245	2nd	8-0-0	3-5-0	3-3-0	3-1-0	8-4-0	1-1
2013	13	3	0	.813	417	231	1st	7-1-0	6-2-0	4-2-0	3-1-0	10-2-0	3-0
2014	12	4	0	.750	394	254	1st	7-1-0	5-3-0	5-1-0	2-2-0	10-2-0	2-1
2015	10	6	0	.625	423	277	2nd	5-3-0	5-3-0	3-3-0	3-1-0	7-5-0	1-1
	315	313	0	.502	13,287	13,140		189-126-0	126-187-0	133-145-0	170-189-0	145-124-0	15-14

*Seahawks were placed in the NFC West for scheduling purposes in 1976 and played every NFC team and the Tampa Bay Buccaneers. In 1977, Seattle was placed in the AFC West and played every AFC team and Tampa Bay. Seattle switched back to the NFC West in 2002.

+Conference finish. Schedule shortened to 9 games because of players' strike.

^Schedule shortened to 15 games because of players' strike. Game 2 (at San Diego) was cancelled and games 3-5 were played with replacement players.

VERSUS THE NFL

	-- Regular Season --			OT	Post-season	Pre-season
	Total	Home	Road			
* Arizona	17-17	10-8	7-9	0-3	0-0	9-5
Arizona	17-15	10-7	7-8	0-3	0-0	7-2
St. Louis	0-2	0-1	0-1	0-0	0-0	2-2
Atlanta	9-5	4-3	5-2	1-0	0-1	2-0
^ Baltimore	3-2	2-0	1-2	0-1	0-0	0-0
Buffalo	7-5	5-3	2-2	0-0	0-0	2-0
Carolina	5-3	2-1	3-2	0-0	2-1	0-0
Chicago	11-4	5-2	6-2	1-0	0-2	3-1
Cincinnati	9-10	4-4	5-6	0-2	0-1	1-0
Cleveland	12-6	8-3	4-3	0-1	0-0	0-0
Dallas	6-10	3-4	3-6	0-0	1-0	3-2
Denver	19-34	14-13	5-21	2-5	2-0	3-10
Detroit	8-5	6-2	2-3	0-0	0-0	5-2
+ Green Bay	7-9	4-2	3-7	0-0	1-2	3-2
Houston	2-1	1-0	1-1	1-0	0-0	5-2
# Indianapolis	4-7	3-4	1-3	0-0	0-0	8-9
Indianapolis	4-5	3-2	1-3	0-0	0-0	7-9
Baltimore	0-2	0-2	0-0	0-0	0-0	1-0
Jacksonville	5-2	3-0	2-2	0-0	0-0	0-0
Kansas City	18-33	13-12	5-21	1-1	0-0	5-1
Miami	3-8	2-2	1-6	0-0	1-2	0-1
Minnesota	9-5	6-2	3-3	0-0	1-0	7-6
New England	8-8	3-4	5-4	0-0	0-1	1-1
New Orleans	6-6	4-3	2-3	0-1	2-0	3-0
N.Y. Giants	8-9	5-3	3-6	1-0	0-0	0-0
N.Y. Jets	10-8	5-3	5-5	0-0	0-0	0-0
@Oakland	24-28	15-10	9-18	0-1	1-1	10-4
Oakland	13-15	9-4	4-11	0-0	0-0	10-4
Los Angeles	11-13	6-6	5-7	0-1	1-1	0-0
Philadelphia	7-7	3-5	4-2	0-1	0-0	0-0
Pittsburgh	9-8	7-1	2-7	0-0	0-1	0-0
%St. Louis	21-14	13-5	8-9	0-2	0-1	2-6
St. Louis	20-10	12-3	8-7	0-2	0-1	0-0
Los Angeles	1-4	1-2	0-2	0-0	0-0	2-6
San Diego	26-24	16-10	10-14	3-0	0-0	9-4
San Francisco	19-15	11-7	8-8	0-1	1-0	13-15
Tampa Bay	8-4	4-2	4-2	0-0	0-0	3-0
= Tennessee	10-5	7-2	3-3	1-0	0-1	3-0
Tennessee	4-1	3-1	1-0	0-0	0-0	2-0
Houston	6-4	4-1	2-3	1-0	0-1	1-0
Washington	5-11	1-6	4-5	0-1	2-0	0-0
TOTALS	315-313	189-125	126-188	12-20	15-14	100-70

* Includes 2 games while franchise was located in St. Louis (0-2)

^ Relocated from Cleveland in 1996. All records remain in Cleveland.

+ Includes 5 games at Milwaukee's County Stadium (3-2)

Includes 2 games while franchise was located in Baltimore (0-2)

@ Includes 25 games (11-14) while franchise was located in Los Angeles

% Includes 5 games while franchise was located in Los Angeles (1-4)

= Includes 10 games while franchise was located in Houston (6-4)

PRESEASON RESULTS

1976

Preseason (1-5)

Sun.	8/1	L	27-20	San Francisco 49ers	60,825
Sat.	8/7	L	27-16	Chicago Bears (Spokane, Washington)	14,484
Sat.	8/14	L	16-13	Los Angeles Rams	62,532
Sat.	8/21	L	52-7	at Denver Broncos	22,887
Sun.	8/29	W	17-16	San Diego Chargers	59,092
Sat.	9/4	L	45-28	at Oakland Raiders	51,487

1977

Preseason (3-3)

Sun.	8/7	W	34-24	at San Francisco 49ers	38,024
Sat.	8/13	W	23-17 (OT)	Dallas Cowboys	58,789
Thurs.	8/18	W	12-10	Oakland Raiders	62,187
Sat.	8/27	L	16-14	Detroit Lions	56,345
Fri.	9/2	L	27-10	Denver Broncos	54,916
Sun.	9/11	L	38-20	at San Diego Chargers	27,505

1978

Preseason (3-1)

Fri.	8/4	W	17-9	San Diego Chargers	58,853
Sat.	8/12	W	20-6	at San Francisco 49ers	36,069
Thurs.	8/17	L	26-7	Los Angeles Rams	63,235
Thurs.	8/24	W	16-7	Chicago Bears	54,844

1979

Preseason (3-1)

Thurs.	8/2	W	12-9 (OT)	Minnesota Vikings	60,881
Sun.	8/12	W	27-17	Dallas Cowboys	59,960
Sat.	8/18	L	21-17	at Los Angeles Rams	46,083
Fri.	8/24	W	55-20	San Francisco 49ers	59,941

1980

Preseason (3-1)

Thurs.	8/7	W	14-10	Atlanta Falcons	59,555
Mon.	8/18	L	24-7	Miami Dolphins	59,550
Sat.	8/23	W	10-7	at San Francisco 49ers	41,841
Fri.	8/29	W	30-23	New England Patriots	56,947

1981

Preseason (1-3)

Wed.	8/5	L	27-24 (OT)	San Francisco 49ers	56,958
Fri.	8/14	L	30-21	St. Louis Cardinals	55,520
Sat.	8/22	L	24-17	at San Francisco 49ers	37,563
Fri.	8/28	W	31-17	Baltimore Colts	55,794

1982

Preseason (1-3)

Fri.	8/13	W	14-0	St. Louis Cardinals	55,575
Sat.	8/21	L	7-3	at Minnesota Vikings	57,880
Sat.	8/28	L	23-13	at Los Angeles Rams	54,537
Fri.	9/3	L	17-13	San Francisco 49ers	57,839

1983

Preseason (2-2)

Fri.	8/5	L	10-7	at Denver Broncos	53,887
Fri.	8/12	W	38-21	Green Bay Packers	54,443
Fri.	8/19	L	19-17	Minnesota Vikings	54,402
Sat.	8/27	W	20-6	at San Francisco 49ers	47,074

1984

Preseason (4-1)

Sat.	7/28	W	38-0	Tampa Bay Buccaneers (Hall of Fame Game, Canton, Ohio)	22,250
Sat.	8/4	W	7-3	Buffalo Bills	53,360
Sat.	8/11	W	28-24	at Detroit Lions	41,414
Fri.	8/17	W	17-7	St. Louis Cardinals	53,772
Fri.	8/24	L	17-7	at San Francisco 49ers	49,219

1985**Preseason (2-2)**

Sat.	8/10	L	19-7	at Indianapolis Colts	60,014
Fri.	8/16	W	28-3	Detroit Lions	57,751
Sat.	8/24	W	27-10	at Minnesota Vikings	56,562
Fri.	8/30	L	23-21	San Francisco 49ers	60,403

1986**Preseason (2-2)**

Fri.	8/8	W	21-14	Indianapolis Colts	55,443
Fri.	8/15	L	30-27 (OT)	at Detroit Lions	37,875
Fri.	8/22	W	27-17	Minnesota Vikings	57,730
Fri.	8/29	L	21-10	at San Francisco 49ers	52,419

1987**Preseason (2-2)**

Thurs.	8/13	L	23-14	at Los Angeles Rams	57,772
Sat.	8/22	L	28-21	at St. Louis Cardinals	25,309
Fri.	8/28	W	38-10	Detroit Lions	59,695
Fri.	9/4	W	34-10	San Francisco 49ers	59,653

1988**Preseason (3-1)**

Thurs.	8/4	W	21-14	Phoenix Cardinals	54,778
Thurs.	8/11	W	16-13 (OT)	at Detroit Lions	37,993
Fri.	8/19	W	30-13	Buffalo Bills	57,000
Fri.	8/26	L	27-21	at San Francisco 49ers	53,357

1989**Preseason (3-1)**

Fri.	8/11	W	16-10 (OT)	at Phoenix Cardinals	37,158
Sat.	8/19	L	17-12	New England Patriots (at St. Louis, Missouri)	48,746
Fri.	8/25	W	13-7	Detroit Lions	55,829
Fri.	9/1	W	28-17	San Francisco 49ers	58,641

1990**Preseason (4-1)**

Sat.	8/4	L	10-7	Denver Broncos (American Bowl, Tokyo, Japan)	48,827
Sat.	8/11	W	34-9	at Phoenix Cardinals	31,316
Fri.	8/17	W	13-10	Indianapolis Colts	52,475
Fri.	8/24	W	10-3	Tampa Bay Buccaneers	52,301
Fri.	8/31	W	30-10	at San Francisco 49ers	55,269

1991**Preseason (2-2)**

Sat.	8/3	L	31-13	Phoenix Cardinals	49,448
Sat.	8/10	W	17-7	at Indianapolis Colts	47,943
Sat.	8/17	W	23-7	at Los Angeles Rams	47,834
Fri.	8/23	L	28-16	San Francisco 49ers	54,111

1992**Preseason (2-2)**

Thurs.	8/6	L	21-7	Los Angeles Rams	52,360
Sat.	8/15	W	27-10	at Indianapolis Colts	43,272
Sat.	8/22	W	17-10	Phoenix Cardinals	51,007
Fri.	8/29	L	24-17	at San Francisco 49ers	52,822

1993**Preseason (2-2)**

Sat.	8/7	L	16-13 (OT)	Indianapolis Colts	45,055
Sat.	8/14	L	23-10	at Minnesota Vikings	42,240
Sat.	8/21	W	30-0	San Francisco 49ers	51,086
Sat.	8/28	W	20-10	at Houston Oilers	43,678

1994**Preseason (2-2)**

Fri.	8/5	L	13-9	at Indianapolis Colts	40,469
Sat.	8/13	W	29-6	Tampa Bay Buccaneers*	43,633
Sat.	8/20	W	30-19	Minnesota Vikings*	45,497
Fri.	8/26	L	13-9	at San Francisco 49ers	54,004

1995						
Preseason (2-2)						
Sat.	8/5	W	34-20	St. Louis Rams	35,607	
Sat.	8/12	L	20-17	Indianapolis Colts	38,006	
Sun.	8/20	W	24-19	at New Orleans Saints	38,228	
Fri.	8/26	L	17-7	at San Francisco 49ers	53,280	
1996						
Preseason (3-1)						
Sat.	8/3	W	19-17	Atlanta Falcons	30,284	
Thurs.	8/8	W	24-19	at Oakland Raiders	38,219	
Sat.	8/17	L	15-13	at Indianapolis Colts	38,930	
Fri.	8/23	W	20-3	San Francisco 49ers	38,144	
1997						
Preseason (3-2)						
Sat.	7/26	L	28-26	Minnesota Vikings (Hall of Fame Game, Canton, Ohio)	23,846	
Sat.	8/2	W	34-6	Arizona Cardinals	49,445	
Sat.	8/9	L	21-17	at San Francisco	50,153	
Sat.	8/16	W	45-3	Indianapolis Colts	52,844	
Fri.	8/22	W	31-28	at Cincinnati Bengals	43,637	
1998						
Preseason (4-1)						
Sat.	7/31	W	20-19	at Dallas Cowboys	59,357	
Sat.	8/8	W	24-21	Indianapolis Colts	52,645	
Sat.	8/15	L	24-21	San Francisco 49ers (American Bowl, Vancouver, B.C.)	45,202	
Sat.	8/22	W	31-24	at Arizona Cardinals	32,683	
Fri.	8/28	W	21-20	San Francisco 49ers	57,014	
1999						
Preseason (1-3)						
Sat.	8/14	L	24-10	Buffalo Bills	66,285	
Thurs.	8/19	L	24-23	at San Francisco 49ers	66,193	
Sat.	8/28	W	41-7	Arizona Cardinals	66,277	
Thurs.	9/2	L	31-28	at Indianapolis Colts	41,074	
2000						
Preseason (2-2)						
Sat.	8/5	W	28-16	Indianapolis Colts*	68,578	
Sat.	8/12	L	21-3	at Arizona Cardinals	34,774	
Sat.	8/19	W	25-21	San Francisco 49ers*	68,579	
Thurs.	8/24	L	20-0	at Oakland Raiders	32,012	
2001						
Preseason (2-2)						
Sat.	8/11	L	28-21	at Indianapolis Colts	45,089	
Sat.	8/18	L	16-13 (OT)	Arizona Cardinals*	47,553	
Sat.	8/25	W	28-18	at San Francisco 49ers	63,887	
Sat.	9/1	W	28-14	New Orleans Saints*	68,665	
2002						
Preseason (1-3)						
Sat.	8/10	L	28-10	Indianapolis Colts	52,902	
Fri.	8/16	L	24-14	at San Diego Chargers	N/A	
Sat.	8/24	W	17-14	Kansas City Chiefs	49,036	
Thurs.	8/29	L	31-0	at Denver Broncos	71,755	
2003						
Preseason (2-2)						
Sat.	8/9	W	20-7	San Diego Chargers	37,763	
Fri.	8/15	L	21-7	at Indianapolis Colts	37,469	
Sat.	8/23	W	42-31	Kansas City Chiefs	39,833	
Fri.	8/29	L	20-3	at Denver Broncos	73,038	
2004						
Preseason (3-1)						
Mon.	8/16	W	21-3	at Green Bay Packers	69,718	
Sat.	8/21	L	19-3	Denver Broncos	48,090	
Fri.	8/27	W	26-20	at San Diego Chargers	35,536	
Thurs.	9/2	W	23-21	Minnesota Vikings	50,198	

*Played at Husky Stadium

2005**Preseason (2-2)**

Sat.	8/12	W	34-15	at New Orleans Saints	38,529
Mon.	8/22	L	18-10	Dallas Cowboys	47,641
Fri.	8/26	W	23-17	at Kansas City Chiefs	74,158
Fri.	9/2	L	23-21	Minnesota Vikings	63,746

2006**Preseason (2-2)**

Fri.	8/12	L	13-3	Dallas Cowboys	66,304
Sun.	8/20	W	30-17	at Indianapolis Colts	56,596
Sat.	8/26	L	31-20	at San Diego Chargers	51,878
Thurs.	8/31	W	30-7	Oakland Raiders	67,158

2007**Preseason (3-1)**

Sun.	8/12	W	24-16	at San Diego Chargers	57,500
Sat.	8/18	L	48-13	at Green Bay Packers	69,761
Sat.	8/25	W	30-13	Minnesota Vikings	66,723
Thurs.	8/30	W	19-14	Oakland Raiders	66,700

2008**Preseason (3-1)**

Fri.	8/8	W	34-17	at Minnesota Vikings	62,545
Sat.	8/18	W	29-26	Chicago Bears	67,360
Mon.	8/25	L	18-17	at San Diego Chargers	52,763
Fri.	8/29	W	23-16	Oakland Raiders	67,163

2009**Preseason (4-0)**

Sat.	8/15	W	20-14	at San Diego Chargers	58,373
Sat.	8/22	W	27-13	Denver Broncos	67,052
Sat.	8/29	W	14-10	at Kansas City Chiefs	66,553
Thurs.	9/3	W	31-21	Oakland Raiders	66,697

2010**Preseason (1-3)**

Sat.	8/14	W	20-18	Tennessee Titans	65,352
Sat.	8/21	L	27-24	Green Bay Packers	65,586
Sat.	8/28	L	24-13	at Minnesota Vikings	63,550
Thurs.	9/2	L	27-24	at Oakland Raiders	23,957

2011**Preseason (2-2)**

Thurs.	8/11	W	24-17	at San Diego Chargers	55,318
Sat.	8/20	L	7-20	Minnesota Vikings	65,599
Sat.	8/27	L	20-23	at Denver Broncos	72,347
Fri.	9/2	W	20-3	Oakland Raiders	65,418

2012**Preseason (4-0)**

Sat.	8/11	W	27-17	Tennessee Titans	65,589
Sat.	8/18	W	30-10	at Denver Broncos	74,012
Fri.	8/24	W	44-14	at Kansas City Chiefs	63,870
Thurs.	8/30	W	21-3	Oakland Raiders	66,157

2013**Preseason (4-0)**

Thurs.	8/8	W	31-10	at San Diego Chargers	54,709
Sat.	8/17	W	40-10	Denver Broncos	67,635
Fri.	8/23	W	17-10	at Green Bay	74,030
Thurs.	8/29	W	22-6	Oakland Raiders	67,341

2014**Preseason (2-2)**

Thurs.	8/7	L	16-21	at Denver Broncos	75,583
Fri.	8/15	W	41-14	San Diego Chargers	67,615
Fri.	8/22	W	34-6	Chicago Bears	67,608
Thurs.	8/28	L	31-41	at Oakland Raiders	50,831

2015**Preseason (2-2)**

Fri.	8/14	L	20-22	Denver Broncos	68,677
Fri.	8/21	L	13-14	at Kansas City	71,915
Sat.	8/29	W	16-15	at San Diego	58,556
Thurs.	9/3	W	31-21	Oakland Raiders	68,032

FRANCHISE HISTORY

1972 — 6/15 Seattle Professional Football, a group of business and community leaders, announces their intention to attempt to secure a National Football League franchise for the City of Seattle. Herman Sarkowsky serves as spokesman for the group. **11/2** Construction begins on The Kingdome.



1974 — 6/4 The National Football League announces that Seattle will have a franchise for the 1976 season. **12/5** The National Football League announces that it has voted membership to Seattle Professional Football, Inc., headed by Lloyd W. Nordstrom with partners Herman Sarkowsky, D.E. "Ned" Skinner, Howard S. Wright, M. Lamont Bean, and Lynn P. Himmelman.

1975 — 3/6 John Thompson, Executive Director of the NFL Management Council, named General Manager. **6/17**

Nickname "Seahawks" selected from 20,365 entries and 1,741 different names. One hundred fifty-one suggest "Seahawks." **7/25** Season ticket applications mailed. **7/28** Season ticket applications accepted — 24,168 received the first day. **8/23** Season ticket sales closed after target of 59,000 reached. **12/18** Seahawks agree to a 20-year lease agreement to play all games in the Kingdome.


1976 — 1/3 Jack Patera, defensive line coach of the Minnesota Vikings, named head coach. **1/20** Lloyd W. Nordstrom, spokesman for the Nordstrom family, the Seahawks' majority owner, dies of a heart attack while vacationing in Mexico. **3/30** Veteran Allocation held in New York City. Seahawks select 39 NFL veterans. **4/8-9** Seahawks select 25 collegians in their first college draft. Notre Dame's Steve Niehaus is the first choice and he flies to Seattle for evening news conference on April 8. **7/9** Seahawks open training camp at Eastern Washington University in Cheney. **8/1** Seahawks play first game before 60,825 fans in the Kingdome. San Francisco holds on to defeat Seattle, 27-20, as Jim Zorn is tackled on the 49ers' two-yard line when the gun sounds. **8/29** Seahawks capture first victory, a 17-16 preseason win over San Diego, as Ron Howard catches a three-yard Jim Zorn pass for the winning touchdown with only 13 seconds remaining in the contest. **9/12** Seattle opens regular season play with a near miss against St. Louis, 30-24. The game ends with the Cardinals intercepting a pass in the end zone. **10/17** Seahawks win Expansion Bowl with 13-10 victory over host Tampa Bay. Linebacker Mike Curtis blocks a Tampa Bay field goal attempt with 42 seconds remaining to preserve the victory. **11/7** Seahawks capture their first regular season victory at home with a 30-13 win over Atlanta. Sherman Smith becomes the first Seattle back to rush for over 100 yards with 124 yards on 14 carries.

1977 — 1/17 Seahawks host the Pro Bowl and it is the first sellout in the 27-year history of the game and is the largest crowd under the AFC vs. NFC format. AFC scores a 24-14 win before 63,214 fans. **5/3** Seattle trades its first-round draft choice, the sec-

ond player in the draft, to Dallas for the Cowboys' first-round selection and three second-round picks. The Seahawks select Steve August, offensive guard from Tulsa, in the first round. **10/30** After missing four games with an injury, Jim Zorn returns to lead Seattle to a 56-17 triumph over Buffalo. The Seahawks set 15 club records and equal six, including Zorn's four TD passes. **11/13** Seattle defense blanks the New York Jets, 17-0, in Shea Stadium, the first time an established team is shutout by a second-year team. **12/18** Seahawks win their fifth game of the year, a 20-19 decision over Cleveland before 61,583 fans in the Kingdome, to establish a record for most wins ever by a second-year expansion team.

1978 — 5/3 Keith Simpson, cornerback from Memphis State, is selected as Seattle's first-round draft choice followed by his college teammate Keith Butler, a linebacker, in the second round. **10/8** Efren Herrera kicks a 19-yard field goal on the final play of the game to give Seattle a 29-28 win over the Minnesota Vikings. **11/26** Seattle becomes the first team since 1965 to beat Oakland twice during the regular season with a 17-16 win on Efren Herrera's 46-yard field goal with just three seconds remaining. **12/17** Seahawks end their third season with a 9-7 record and finish one game behind Denver in the AFC West standings following a 23-19 win over Kansas City. Al Hunter rushes for 133 yards on 27 carries as Seahawks perform before sixth-straight home sellout crowd.

1979 — 1/29 Steve Largent catches a record-equaling five passes as Seattle's first representative to the Pro Bowl. National Football Conference defeats Largent and his AFC teammates, 13-7, in the Los Angeles Memorial Coliseum. **5/3** Manu Tuiaosopo, defensive tackle from UCLA, becomes Seattle's first-round draft choice. **10/29** After trailing 14-0, the Seahawks rebound for a 31-28 win over Atlanta in Seattle's first appearance on ABC's Monday Night Football. Dan Doornink rushes for 122 yards on 21 carries and scores twice. **12/16** The Seahawks close out their second straight 9-7 season with a 29-24 win over Oakland. Sam McCullum sets a club record with 173 yards receiving on eight catches.



1980 — 4/29 Seattle trades its first-round draft choice (#16) and a third-round pick to Buffalo for the Bills' first-round choice, the tenth player in the draft. The Seahawks then select defensive end Jacob Green of Texas A&M in the first round. **9/28** Seahawks score second shutout in the club's history with a 14-0 win over Washington Redskins in Robert F. Kennedy Memorial Stadium. **10/5** Sam McCullum catches two touchdown passes and Efren Herrera kicks four field goals in 26-7 win over Houston at the Astrodome. The win would prove to be Seattle's last of the season.

1981 — 4/28 Seahawks select UCLA safety Kenny Easley in the first round of the NFL draft. **11/8** Seattle holds the Pittsburgh Steelers scoreless in the second half and rallies for a pair of fourth quarter touchdowns to capture a 24-21 victory at the Kingdome. **11/16** The Seahawks score on their last eight possessions to defeat the San

Diego Chargers, 44-23, on Monday Night Football. It is the Seahawks' first regular season victory over the Chargers after eight straight losses.

1982 — **3/11** Mike McCormack, former head coach with the Philadelphia Eagles and Baltimore Colts, is named Director of Football Operations. **4/27** Seahawks select Clemson defensive end Jeff Bryant in the first round of the college draft. **9/21** Players go on strike for 57 days. **10/13** Mike McCormack named interim head coach after the firing of head coach Jack Patera and general manager John Thompson. **11/21** Seahawks capture 17-10 victory over the host Denver Broncos in Mike McCormack's first game as head coach following the players' strike. Steve Largent catches a 34-yard touchdown pass from Jim Zorn with 49 seconds left for the victory. **11/28** Seahawks shutout the Pittsburgh Steelers, 16-0, for the club's third shutout in history and first at the Kingdome.

1983 — **1/2** Seahawks conclude nine-game season with a 13-11 win over the Denver Broncos as Dave Krieg throws a 19-yard touchdown pass to Roger Carr with 47 seconds left. The Seahawks drive 87 yards in 10 plays with no timeouts to score the winning touchdown. Seattle finishes the season 4-5 but were 4-3 under Mike McCormack. **1/3** Mike McCormack named President and General Manager after previously serving as Director of Football Operations since March 11, 1982, and interim head coach since October 13, 1982.



head coach since October 13, 1982. **1/26** Chuck Knox named head coach. Knox previously had served as head coach of the Los Angeles Rams (1973-77) and the Buffalo Bills (1978-82). He guided seven-of-his-ten teams to the playoffs, while winning six division championships. **3/15** Chuck Allen, who joined the Seahawks staff in June of 1975 as Director of Pro Scouting, named Assistant General Manager. **4/26** Seattle selects Penn State running back Curt Warner in the NFL Draft. Warner is the third player taken in the

first round. To be able to get Warner, the Seahawks trade their first, second and third-round selections to the Houston Oilers for the Oilers first-round pick. **9/11** Seahawks win first game under Chuck Knox, 17-10, over the New York Jets, as the club sets a team record with 57 rushing attempts and Curt Warner gains 128 yards on 24 carries. **10/16** Seahawks force eight turnovers and register eight sacks in 38-36 victory over the Los Angeles Raiders. **10/30** Seahawks make it two straight over Raiders with 34-21 win. **12/18** Seahawks clinch first playoff berth with 24-6 win over New England. **12/24** Dave Krieg throws three touchdown passes and Curt Warner rushes for 99 yards in 31-7 win over Denver in the AFC Wild Card Game before 60,752 fans in Kingdome. **12/31** Seahawks drive 66 yards in five plays late in the fourth quarter to capture divisional playoff win over Miami, 27-20, before 71,032 fans at the Orange Bowl.

1984 — **1/8** Los Angeles Raiders defeat the Seahawks, 30-14, in the AFC Championship Game at the Los Angeles Memorial Coliseum before 88,734 fans. **5/1** Seahawks select cornerback Terry Taylor of Southern Illinois as their first-round choice in the

annual NFL Draft. **9/3** Seahawks win regular season opener for the first time in franchise history, 33-0, over the Cleveland Browns. The enthusiasm is dampened by a knee injury to Curt Warner which will keep him out for the rest of the season. **10/29** Seahawks post their second shutout of the season with a 24-0 victory over the San Diego Chargers on Monday Night Football. Kenny Easley intercepts a club record three passes and Steve Largent catches three touchdown passes. **11/4** Seahawks set an NFL record by returning four interceptions for touchdowns, including two by Dave Brown, in a 45-0 win over the Kansas City Chiefs. Kenny Easley and Keith Simpson had the other two interception returns for touchdowns. **11/25** Dave Krieg throws for 406 yards and three touchdowns, including an 80-yarder to Daryl Turner on the first play of the game, to lead the Seahawks past Denver, 27-24. Steve Largent catches 12 passes for 191 yards and one score. **12/2** Seahawks clinch playoff berth with a 38-17 win over Detroit as Dave Krieg throws a team record five touchdown passes. **12/15** Seahawks officially retire jersey #12 in honor of their fans, the 12th Man. Seattle becomes the first professional sports franchise to retire a jersey in honor of their fans. **12/22** Seattle eliminates the defending Super Bowl Champion Los Angeles Raiders, 13-7, from the playoffs in the AFC Wild Card Game at the Kingdome. Seahawks rush for 205 yards and force three turnovers, along with registering six sacks, in the victory. **12/29** Miami defeats the Seahawks, 31-10, in an AFC Divisional Playoff Game at the Orange Bowl.

1985 — 6/18 Seahawks and Northwest College agree to a long-term lease for a new practice and office complex for the club in Kirkland. The facility will be built on 12 acres adjacent to Northwest College. A 36,000-square foot building will house the club's administrative offices, locker room and training facilities. **7/20** Seahawks open their tenth and final training camp at Eastern Washington University in Cheney. **9/8** Curt Warner returns to the Seattle lineup after missing all but the 1984 opener as the Seahawks defeat Cincinnati, 28-24, at Riverfront Stadium. Warner gains 66 yards on 17 carries and scores the game-winning touchdown on an 11-yard run with 7:07 remaining. **9/15** Daryl Turner sets a club record with four touchdown catches and Dave Krieg equals another with five touchdown passes in Seattle's 49-35 victory over the San Diego Chargers at Jack Murphy Stadium. **10/13** Dave Krieg passes for 405 yards and four touchdowns, including a 12-yarder to Paul Skansi for the winning touchdown with 35 seconds remaining, as Seahawks defeat Atlanta, 30-26. Krieg directs the Seahawks 86 yards in 16 plays on the winning drive. **10/21** Ceremonial groundbreaking is held for team's new headquarters. **11/3** Terry Taylor returns an interception 75 yards for a touchdown and blocks a field goal attempt that is recovered by Byron Walker and returned 56 yards for a touchdown in Seattle's 33-3 win over the Los Angeles Raiders at the Kingdome.

1986 — 4/29 Seahawks select Florida fullback John L. Williams as their first-round draft choice. Williams is the 15th player picked overall. **6/18** Seahawks move into new headquarters on a 12-acre site adjacent to Northwest



College in Kirkland. **7/16** Seahawks open their 11th training camp and first in Kirkland. **9/7** Seahawks kickoff their 1986 regular season schedule with a 30-0 victory over the Pittsburgh Steelers at the Kingdome. **10/6** Seahawks defeat San Diego Chargers, 33-7, on Monday Night Football as Steve Largent breaks NFL record for most consecutive games with a pass reception. Largent catches a pass in the 128th straight game in which he participated. **10/19** Jacob Green registers four sacks and Dave Brown intercepts two passes in leading Seattle to a 17-12 win over the eventual Super Bowl champion New York Giants. **11/27** Seahawks defeat the Dallas Cowboys, 31-14, on Thanksgiving Day as Curt Warner runs for 122 yards and Dave Krieg completes 16-of-24 passes for 214 yards and two touchdowns. **12/8** Seattle hands the Los Angeles Raiders their biggest defeat since 1962, 37-0, as Curt Warner gains 116 yards and Dave Krieg passes for 243 yards and two touchdowns. Seattle gains 407 yards in total offense, while the defense holds the Raiders to 138 yards. **12/20** Seahawks close out five-game winning streak and a 10-6 season by defeating eventual AFC Champion Denver, 41-16. The Seahawks gain a season high 536 yards, including a club record 298 yards rushing, led by Curt Warner's 192 yards and three touchdowns on 24 carries.

1987 — 4/28 Seahawks select University of Pittsburgh linebacker Tony Woods in the first round of the NFL Draft. Woods is the 18th player picked. **6/12** Seahawks win lottery for first choice in supplemental draft and select University of Oklahoma linebacker Brian Bosworth. **9/13** After first two regular season games, NFL Players Association calls a strike that will last four weeks. Games for Sunday, September 18, are cancelled. **10/25** Seahawks defeat the Los Angeles Raiders, 35-13, in first game with regulars following the strike. Seattle builds up a 28-0 halftime lead and wins in Los Angeles for the first time since 1983. **12/13** Dave Krieg completes 23-of-33 passes for 238 yards and Ray Butler catches six passes for 107 yards and two touchdowns in leading Seattle past Denver, 28-21, at the Kingdome. **12/20** Seahawks clinch playoff berth with a 34-21 win over the Chicago Bears at Soldier Field. John L. Williams sparks the offense with a 75-yard touchdown on a screen pass from Dave Krieg and the defense contributes five takeaways. **12/27** Steve Largent catches six passes in a 41-20 loss at Kansas City and becomes the NFL's all-time leading receiver with 751. Largent breaks the previous record of 750 by Charlie Joiner.

1988 — 1/3 Seahawks close out the 1987 season with a 23-20 overtime loss to the Houston Oilers at the Astrodome in the AFC First-Round Playoff Game. **4/24** Seahawks use their second-round choice in the draft to select University of Miami wide receiver Brian Blades. The Seahawks first-round pick had been exercised in the June 1987 supplemental draft. **8/30** Ken Behring and Ken Hofmann complete their purchase of the Seahawks from the Nordstrom family. **9/4** Seahawks open 13th season with a 21-14 win at Denver over the two-time defending AFC Champion Broncos. Curt Warner scores twice and John L. Williams accounts for 161 yards from scrimmage. It is Seattle's first win in Denver since 1984. **9/18** Steve Largent becomes the NFL's all-time leader in pass receiving yards with 12,167 at San Diego, but the Seahawks lose to the Chargers, 17-6. Largent breaks Charlie Joiner's record of 12,146 yards. **10/2** Rookie quarterback Kelly Stouffer makes his first NFL start for an injured Dave Krieg and leads the Seahawks to a 31-20 win over the Atlanta Falcons in Atlanta. John L. Williams ties a team record with three rushing touchdowns. **11/13** Seahawks defeat the Houston Oilers, 27-24, as Dave Krieg returns after missing seven games with a shoulder separation. Krieg engineers a 10-play drive to set up Norm Johnson's game-winning field goal with less than one second left. **11/28** Dave Krieg equals his own team record with five touchdown passes as Seahawks defeat the Los Angeles Raiders, 35-27, on Monday night in the Kingdome. Curt Warner (130) and John L. Williams (105) become the first pair of Seahawks to each gain over 100 yards rushing in the same game. **12/11** Seahawks score touch-

downs on their first six possessions in a 42-17 win over Denver. Curt Warner establishes a team record with four rushing touchdowns. Warner (126) and John L. Williams (109) each top 100 yards rushing. **12/18** John L. Williams accounts for 239 yards of offense, including 180 receiving, and Dave Krieg throws for 410 yards and four scores, as the Seahawks defeat the Los Angeles Raiders, 43-37, in Los Angeles to clinch the first AFC Western Division title in franchise history. **12/31** Seahawks are eliminated from the playoffs by the eventual AFC Champion Cincinnati Bengals, 21-13, in Riverfront Stadium.

1989 — 2/22 Tom Flores named President/General Manager, replacing Mike McCormack. Flores guided the Los Angeles Raiders to an 83-53 regular season record and two Super Bowl titles in nine seasons, 1979-87, as their head coach. **4/23** Seahawks select Notre Dame tackle Andy Heck with the fifteenth pick of the first round of the draft. **9/10** Seahawks lose regular season opener in Philadelphia, 31-7, and also lose wide receiver Steve Largent for six weeks with a broken elbow. Largent, however, scores Seattle's only touchdown. **10/29** Dave Krieg and Brian Blades combine on a 21-yard touchdown pass with 40 seconds left in a 10-7 win over the San Diego Chargers. The win is the 100th in regular season play for the Seahawks. Blades catches a career high 10 passes for 117 yards. **11/26** Steve Largent ties Don Hutson's NFL record of 99 career receiving touchdowns in the Seahawks 41-14 loss at Denver. **12/4** Dave Krieg ignites a three-game winning streak with 298 yards passing and the game-winning touchdown pass in a 17-16 Monday night win over Buffalo. **12/10** Seahawks win 24-17 at Cincinnati as Dave Krieg throws three touchdown passes. One goes to Steve Largent, the NFL record 100th of his career. **12/17** John L. Williams catches a career high 12 passes for 129 yards as the Seahawks defeat the Los Angeles Raiders, 23-17. **12/23** Seahawks close out the season with a 29-0 loss to the Washington Redskins. In pregame ceremonies, retiring wide receiver Steve Largent is honored and his is the first name inducted in the Seahawks Ring of Honor.

1990 — 4/22 Seahawks trade four draft choices to the New England Patriots, including two first-round choices, to move up and select University of Miami defensive tackle Cortez Kennedy with the third overall choice. Seahawks also receive a second-round choice from the Patriots which they use to select Syracuse University linebacker Terry Wooden. **8/4** Seahawks play their first-ever international game as they drop a 10-7 preseason decision to the Denver Broncos in Tokyo, Japan. **10/1** Seahawks




defeat the Cincinnati Bengals, 31-16, for their first win after opening the season with three consecutive losses. Derrick Fenner scores three touchdowns for the second straight week. **11/11** Seahawks score their first win in Kansas City's Arrowhead Stadium since 1980 as Dave Krieg throws a 25-yard touchdown pass to Paul Skansi as time expires. The PAT gives Seattle a 17-16 win and starts a four-game streak of games decided on the last play. The win is the 159th of Chuck Knox's career, moving him into seventh place all-time. **11/25** Norm Johnson's 40-yard field goal 3:01 into overtime gives the Seahawks a 13-10 win at San Diego. Seattle forces and recovers a pair of fumbles, the first with 48 seconds left in regulation and the second with 1:34 gone in overtime. **12/2** In almost a replay from the week before, Seattle defeats the Houston Oilers 13-10 in overtime after recovering a fumble. Norm Johnson connects from 42 yards out after David Wyman recovers a Tony Woods-forced fumble. Seahawks become only the third team in NFL history to win back-to-back overtime games. **12/9** The Seahawks defense sets single-game records for fewest rushing first downs (0) and rushing yards allowed (13) in a game in a 20-14 win over the Green Bay Packers in Milwaukee. **12/23** Seattle moves over the .500 mark with a 17-12 win over the Denver Broncos. The Broncos are penalized on the game's last play, negating what would have been a game-winning touchdown pass. **12/30** Derrick Fenner scores two touchdowns for the fourth time as Seattle defeats the Detroit Lions, 30-10, in the Kingdome, to finish at 9-7 after an 0-3 start. Fenner ends the season equalling team records for total touchdowns (15) and rushing touchdowns (14), totals that lead the AFC.

1991 — 4/21 Seahawks select San Diego State quarterback Dan McGwire with the 16th pick on the first round of the 1991 NFL Draft. The 6-8, 243-pound McGwire is the first quarterback ever selected in the first round by Seattle. **4/25** Head Coach Chuck Knox agrees to a two-year contract extension. **8/3** Quarterback Jim Zorn (1976-84) becomes the second person inducted into the Seahawks Ring of Honor. **9/1** Seahawks drop season opener, 27-24, at New Orleans and lose starting quarterback Dave Krieg for six weeks with a broken thumb in the process. Wide receiver Brian Blades sets career highs with 12 receptions, 160 yards, and two touchdowns. **9/8** Jeff Kemp makes his first start since September 25, 1988, and throws two touchdown passes in a 20-13 win over the New York Jets. One goes to Travis McNeal, the first of his career. **9/29** Chris Warren's 59-yard punt return touchdown, the first by a Seahawks player since 1986, sparks a 31-3 win over the visiting Indianapolis Colts. The defense limits the Colts to 137 yards and records five sacks. Rookie first-round draft choice Dan McGwire starts and plays the first half, engineering a 50-yard touchdown drive on his first possession. **10/6** The Seahawks defense stops the Cincinnati Bengals on a 4th-and-four inches short with 29 seconds left to preserve a 13-7 win at Riverfront Stadium. Dwayne Harper and Nesby Glasgow combine for the tackle, which comes at the Seattle 22. **10/20** Dave Krieg returns from missing six games on injured reserve to lead Seattle to a 27-7 win at Pittsburgh. Krieg throws for 266 yards, completing 25-of-31 passes, and two scores. **10/27** John Kasay equals an NFL record with two field goals of 50-or-more yards in a 20-9 win over the San Diego Chargers. Kasay connects from 54 and 51 yards. The 54-yarder equals the team record. **11/24** The defense forces four turnovers and has five sacks, three by Rufus Porter, in a 13-10 win over the eventual AFC West Champion Denver Broncos in the Kingdome. Additionally, the defense twice holds on downs inside Seahawks territory in the game's last 4:49. **12/22** Seattle finishes their 16th season with a 7-9 record after defeating the Los Angeles Rams, 23-9, in the Kingdome. It was the first win by the Seahawks over the Rams in five regular season games. James Jones rushes for a pair of scores, while the defense keeps their third 1991 opponent out of the end zone. **12/27** The Seahawks and Head Coach Chuck Knox agree to mutually end Knox's nine-year tenure as head coach. Knox leaves having compiled an 80-63-0 (55.9%) regular season record. He guided the Seahawks to four playoff appear-

ances, including an AFC West title in 1988 and a berth in the AFC Championship Game in 1983.

1992 – **1/6** Seahawks President/General Manager Tom Flores is named President/Head Coach. Flores coached nine seasons, 1979-87, with the Oakland/ Los Angeles Raiders and compiled an 83-53-0 (61.0%) regular season record. He led the Raiders to two Super Bowl Championships, XV and XVIII, the only Super Bowls won by the AFC in the decade of the 1980s. **1/8**



Larry Kennan, Coach of the Year in the World League of American Football in 1991, is named Offensive Coordinator/Quarterbacks Coach. Kennan guided the London Monarchs to an 11-1 record and WLAFL Championship in the league's first season. Kennan served as an NFL assistant with the Los Angeles Raiders (1982-87), Denver Broncos (1988) and Indianapolis Colts (1989-90). **1/9** Seahawks defensive assistants George Dyer (line), Rod Perry (secondary), and Joe Vitt (special assignments), along with John Becker (offensive coordinator/wide receivers) and Chick Harris (running backs) leave the Seahawks to join Chuck

Knox with the Los Angeles Rams. **1/11** Seahawks Assistant Head Coach Tom Catlin announces he will stay with the Seahawks as assistant head coach/defense. In addition, Rusty Tillman is promoted from special teams coach to defensive coordinator, Russ Purnell from tight ends and assistant special teams to special teams and tight ends coach, and Paul Moyer from staff assistant to defensive backfield coach. **1/21** Offensive Line Coach Hudson Houck and Running Backs Coach Clarence Shelmon are added to Tom Flores' staff. Both coaches come to the Seahawks from the Los Angeles Rams. **1/22** Bob Bratkowski, offensive coordinator at the University of Miami for the past three seasons, is named wide receivers coach. Bratkowski's father Zeke, is a former NFL quarterback and current NFL assistant coach. **1/23** Tommy Brasher is named defensive line coach. Brasher has coached nine seasons in the NFL and 12 in college. **1/24** Former Seahawks cornerback Dave Brown (1976-86) returns to the club as a defensive assistant. An original member of the Seahawks, Brown still holds career records with 50 interceptions and four interception return touchdowns. **8/22** Dave Brown becomes the third inductee into the Seahawks Ring of Honor. **9/6** Cincinnati Bengals spoil Tom Flores' Seahawks coaching debut with a 21-3 Kingdome win. **9/20** Flores gains first win as Seahawks head coach, 10-6, at New England. Cortez Kennedy has four-and-a-half tackles for loss, includ-




ing three sacks, to lead the defense while Chris Warren rushes for 122 yards and one score on 24 carries to lead the offense. It's Warren's first career 100-yard game. **11/8** Chris Warren's 103 yards aren't enough as the Washington Redskins post a 16-3 Kingdome win. **11/22** Chris Warren rushes for a career-high 154 yards, including a touchdown, but the Kansas City Chiefs take a 24-14 win. **11/30** In pregame ceremonies, play-by-play broadcaster Pete Gross is inducted into the Seahawks Ring of Honor. The Seahawks then defeat the Denver Broncos 16-13 in overtime, snapping an eight-game losing streak. Brian Blades makes his first appearance since injuring his shoulder on opening day and catches the game-tying touchdown pass on the game's last play. John Kasay's 32-yard field goal 11:10 into overtime is the winner. The game also is the team record third straight that the Seahawks defense held the opposition to under 200 total yards. **12/2** KIRO Newsradio 710's Pete Gross, the only play-by-play broadcaster in the Seahawks 17-year history, dies after a four-year battle with cancer. **12/6** The Pittsburgh Steelers take a 20-14 comeback win in Pittsburgh, despite Eugene Robinson's record-equalling three interceptions. **12/13** Roger Ruzek's 44-yard field goal as time expires in overtime gives the visiting Philadelphia Eagles a 16-13 win. The game is the longest in Seattle's history (75:00). **12/27** Seattle closes out the regular season with a 31-14 Kingdome loss to the AFC West Champion San Diego Chargers. Chris Warren becomes only the second player in franchise history to rush for 1,000 yards, finishing the season with 1,017.

1993 — 1/19 David Behring, son of majority owner Ken Behring, is named team President. Tom Flores is named General Manager/Head Coach, while Player Personnel Director Mike Allman is placed in charge of both professional and college personnel. **1/28** Howard Mudd is named offensive line coach replacing Hudson Houck, who joined the Dallas Cowboys. Mudd is an eight-year NFL veteran guard and a 19-year NFL assistant, including a stint with the Seahawks from 1978-82. **2/5** Phil Neri, a Seahawks scout since 1985, is named College Scouting Director. **3/12** Ferrell Edmunds, two-time Pro Bowl tight end with the Miami Dolphins, signs as an unrestricted free agent. Edmunds, a five-year veteran, is the first free agent to sign with the Seahawks under the NFL new free agency system. **4/1** Wide receiver Kelvin Martin of the Super Bowl champion Dallas Cowboys is signed as an unrestricted free agent. **4/14** Linebacker Kevin Murphy signs with Seattle. **4/20** Four-time Pro Bowl center Ray Donaldson signs with the Seahawks as a free agent. **4/22** Buffalo guard Mitch Ferrotte signs with the Seahawks as an unrestricted free agent. **4/25** University of Notre Dame quarterback Rick Mirer is selected by the Seahawks in the first round of the NFL draft. Mirer is the second player chosen overall. **9/19** Chris Warren rushes a club record 36 times for a personal best 174 yards in a 17-14 win over the Patriots in New England, Seattle's first win after two losses. **9/26** Rod Stephens' fumble recovery in the end zone provides the winning touchdown in a 19-10 win at Cincinnati. **10/3** Seattle makes it three straight with a 31-14 win over the San Diego Chargers in the Kingdome. Rookie Rick Mirer passes for 282 yards and a score and also rushes for a touchdown. The three-game winning streak is the Seahawks longest since 1990. **10/24** Rick Mirer throws the game-winning touchdown pass to Brian Blades with 25 seconds left in a 10-9 win over New England in the Kingdome. **11/14** Eugene Robinson records 11 tackles, two interceptions, two forced fumble, and one fumble recovery to spark a 22-5 win over the visiting Cleveland Browns. In all, the Seahawks defense forces seven turnovers and accounts for a touchdown and a safety. **12/26** Chris Warren rushes for 168 yards to become the second Seattle player to have back-to-back 1,000-yard seasons, but the Phoenix Cardinals tie the game on the last play of regulation and go on to a 30-27 overtime win in the Kingdome. **12/26** Jon Vaughn, who learned during warmups that he would start for an injured Chris Warren (abdominal muscle), rushes for a career-high 131 yards in a 16-6 win over the Pittsburgh Steelers. Seattle gains 267

yards rushing, giving them back-to-back 200-yard rushing games for the first time in franchise history.


1994 — **1/2** The Seahawks finish the season 6-10 after dropping a 34-24 decision to the AFC West Champion Kansas City Chiefs in Arrowhead Stadium. John L. Williams rushes for 102 yards, to give the Seahawks three straight games with an individual over 100 yards, a franchise first. Rick Mirer becomes the first rookie quarterback since 1973 to start all his team's games and only the third since the 1970 merger. Mirer ends the season with NFL rookie passing records for attempts (486), completions (274), and yards (2,833), while helping to improve Seattle's win total by four games. **2/24** Nate Odomes, two-time Pro Bowl cornerback of the Buffalo Bills signs as a free agent. **2/28** Odomes' Buffalo teammate and fellow two-time Pro Bowler, tackle Howard Ballard signs as a free agent. **4/24** Texas A&M University defensive tackle Sam Adams is the Seahawks first-round draft choice. Adams is the eighth player picked in the first round. **7/19** Kingdome ceiling tiles fall from roof forcing closure of the building until November 5. Seahawks play both preseason games and first three regular season games in the University of Washington's 72,500 seat Husky Stadium. **8/13** Seahawks play first-ever outdoor game in Seattle defeating Tampa Bay Buccaneers, 29-6, in Husky Stadium. **9/4** Seahawks capture season opener for first time since 1988 with a 28-7 win at the Washington Redskins, as Chris Warren rushes for 100 yards and two touchdowns. The win is the 100th in the career of Head Coach Tom Flores. **9/11** Chris Warren scores two touchdowns for the second straight week as Seahawks go 2-0 with a 38-9 win over the Raiders in Los Angeles. Rick Mirer tosses three touchdown passes. **9/18** San Diego Chargers stop Seahawks two-game winning streak, 24-10, before Seahawks record crowd of 65,536 in Husky Stadium. **9/25** Chris Warren earns AFC Offensive Player of the Week honors in a 30-13 win over the visiting Pittsburgh Steelers. Warren rushes for 125 yards and a touchdown, while the Seahawks defense intercepts four passes. **11/6** Cincinnati Bengals spoil Seahawks return to Kingdome with a 20-17 overtime win. Doug Pelfrey kicks six field goals, including a 26-yarder 8:14 into overtime for the win. **11/20** Mack Strong's seven-yard touchdown run with 42 seconds left gives Seahawks a 22-21 win over the visiting Tampa Bay Buccaneers, breaking a six-game losing streak. **11/27** Seahawks defeat Kansas City 10-9 behind John Kasay's 32-yard field goal with 1:42 left. The back-to-back one-point wins are a franchise first. Chris Warren surpasses the 1,000-yard mark in the 12th game, the earliest in team history. Curt Warner inducted into Ring of Honor. **12/11** Chris Warren rushes for a personal best 185 yards on 30 carries, including a touchdown in a 16-14 win at Houston. Warren, playing with cracked ribs, had 183 of his yards in the first three quarters. **12/18** Chris Warren tops 100 yards for the seventh time with 122, but the Los Angeles Raiders escape with a 17-16 Kingdome win. **12/24** Cleveland Browns defeat the Seahawks 35-9 in Cleveland Stadium, closing out a 6-10 season. Chris Warren finishes the season with a franchise record 1,545 rushing yards, a total that leads the AFC. **12/29** Tom Flores, Seahawks general manager/head coach from 1992-94, is relieved of his duties. Flores, who joined the organization in 1989 as president/general manager, compiled a 14-34 regular season record. All 12 of Flores' assistants were also fired.





1995 — **1/12** Dennis Erickson, head coach at the University of Miami, is named head coach. In six seasons at Miami, Erickson compiled a 63-9-0 record and won national championships in 1989 and 1991. A native of Everett, Washington, Erickson posted a 113-40-1 record in 13 seasons as a college head coach at the University of Idaho, University of Wyoming, Washington State University, and Miami. Erickson brings six coaches with him from Miami, Gregg Smith (assistant head coach/tight ends), Greg McMackin (defensive coordinator), Dave Arnold (special teams), Dana LeDuc (strength and conditioning), Rich Olson (quarterbacks), and Willy Robinson (defensive backs). In addition he retains Bob Bratkowski (offensive coordinator/wide receivers), Tommy Brasher (defensive line), Tom Catlin (quality control), Dave Brown (defensive coach), Arnie Matsumoto (staff assistant), Howard Mudd (offensive line), and Clarence Shelmon (running backs) from the previous staff. **1/28** Wide Receiver Steve Largent becomes the first Seahawks player to be elected into the Pro Football Hall of Fame. Largent was elected in his first year of eligibility. He played his entire NFL career with Seattle from 1976-89, and retired in possession of six NFL receiving marks, including most receptions (819), yards (13,089), touchdowns (100), and consecutive games with a reception (177). Largent's presenter for induction is Seahawks' Vice President Gary Wright. **2/9** Mike Murphy, a nine-season NFL coaching veteran, is named linebackers coach. Murphy coached with the Detroit Lions and Arizona Cardinals prior to serving one year in the Pro Personnel Department of the Carolina Panthers. **4/22**

Seahawks select Ohio State University wide receiver Joey Galloway with the eighth pick in the first round of the NFL draft. Galloway is the second wide receiver chosen overall and the first ever picked by the Seahawks in the first round of the draft. **7/29** Steve Largent is formally inducted into the Pro Football Hall of Fame. **8/12** Seahawks officially retire Largent's #80 jersey. **9/3** Seahawks lose NFL debut of Head Coach Dennis Erickson, 34-10, to the Kansas City Chiefs in the Kingdome. Jacob Green was inducted into the Ring of Honor. **9/17** Erickson gains first career win, 24-21, over the Cincinnati Bengals in the Kingdome. Chris Warren rushes for 109 yards. **11/5** Rookie Joey Galloway returns a punt a club record 89 yards for a touchdown to spark a 30-28 win over the visiting New York Giants. Brian Blades has two first quarter touchdown receptions. The win snaps a four-game losing streak and ignites a streak of six wins in seven games. **11/12** Galloway strikes again, this time on an 86-yard run from scrimmage in a 47-30 win over the Jaguars in Jacksonville. His run is a club record and is an NFL-long for 1995, as was his punt return. Galloway accounts for 237 all-purpose yards and three touchdowns, including five receptions for 114 yards and two scores receiving. **11/19** Seattle posts a 27-20 win over the Redskins in Washington, D.C., completing a two-game, 10-day road trip. Chris Warren rushes for a season-high 136 yards and one score, quarterback Rick Mirer throws two touchdown passes and Robert Blackmon has two interceptions. The Seahawks stayed in




seahawksmedia.com **325**


Jacksonville between games. **12/3** Todd Peterson kicks four field goals in a 26-14 win over the Philadelphia Eagles. **12/10** Quarterback John Friesz engineers three fourth quarter touchdown drives in a 31-27 win over the Broncos in Denver. Seattle rallies from a 20-0 second quarter deficit for the win, the greatest comeback in franchise history. Friesz throws for two touchdowns, including the game-winner to Chris Warren with 49 seconds left. Antonio Edwards' club record 83-yard return of a Robert Blackmon-forced fumble in the third quarter, ignites the rally. **12/17** Chris Warren scores three touchdowns in a 44-10 win over the Oakland Raiders. The win is Seattle's eighth of the year, their most since 1990. **12/24** AFC Western Division champion Kansas City Chiefs end the Seahawks postseason bid with a 26-3 win in Arrowhead Stadium.

1996 – 2/2 Team owner Ken Behring announces that he is moving the franchise. **4/20** Ken Behring and Seattle native Paul Allen enter into an exclusive 14-month option for Allen to purchase the Seahawks. Allen can exercise the option at anytime until July 1, 1997. Allen is named Chairman of Football Northwest, Inc., with Bert Kolde serving as Vice Chairman and Bob Whitsitt as President. Seahawks select Boston College tackle Pete Kendall in the first round with the 21st overall pick. Seattle had traded down twice in the first round, acquiring defensive tackle Glenn Montgomery from the Houston Oilers in the first deal and adding an extra third-round pick from the Detroit Lions in the second. **9/1** Seahawks start 21st season with 29-7 loss at San Diego. **9/22** Lamar Smith's 14-yard run with 31 seconds left gives Seahawks a 17-13 win at Tampa Bay, their first win after three losses. **10/6** John Friesz throws touchdown passes of 51, 65 and 80 yards, the latter with 2:03 left to Brian Blades, for a 22-15 win at Miami. **11/3** Michael McCrary blocks Houston's game-winning field goal with 16 seconds left, recovers it, and laterals to Robert Blackmon to complete a 68-yard touchdown return to give Seattle a 23-16 win. John Friesz throws for 323 yards, Seattle's first 300-yard passing game since 1990. **11/10** Seattle completes three wins in three home games by defeating the Minnesota Vikings, 42-23. **11/17** Seattle misses a last play field goal in 17-16 loss at the Detroit Lions. Lamar Smith rushes for a career high 148 yards in his first career start. Seahawks also lose quarterback John Friesz for remainder of the season with a broken leg. **12/8** Seahawks snap three-game losing streak with 26-18 win over visiting Buffalo Bills. Chris Warren rushes for 116 yards, his franchise record 24th career 100-yard game. **12/22** Seahawks close season with 28-21 win at Oakland. Seattle forces seven turnovers and wins with backup quarterbacks Stan Gelbaugh and Gino Torretta playing for John Friesz (broken leg) and Rick Mirer (quadriiceps). Torretta passes 32 yards to Joey Galloway for his first career touchdown. Lamar Smith rushes for two touchdowns.

1997 – 2/14 Seahawks make first strike in free agency signing Steelers Pro Bowl linebacker Chad Brown. Brown's signing is followed two days later with that of Pittsburgh teammate cornerback Willie Williams. **2/18** Quarterback Rick Mirer is traded to the Chicago Bears for a first-round draft choice. Seattle now has the 11th and 12th picks overall in



the April 19-20 NFL Draft. **3/5** Seahawks announce a return of their training camp to Eastern Washington University in Cheney, Washington. Seattle trained at Eastern from 1976-85, before training year-around at their Kirkland Headquarters. **3/6** Detroit Lions safety Bennie Blades is signed as a free agent reuniting him with his brother, Brian. **3/7** Former University of Washington quarterback Warren Moon signs as a free agent after 13 seasons with the Houston Oilers (1984-93) and Minnesota Vikings (1994-96). Moon ranks fourth in league history in attempts (6,000), completions (3,514), and yards (43,787), and is tied for seventh in touchdowns (254). **3/28** Seattle trades their first-round pick obtained from the Bears, to Atlanta for the Falcons first-round pick, the third overall. Seattle also sends second and fourth rounders to Atlanta and the Falcons flip-flop their third round choices. **4/19** After selecting Ohio State cornerback Shawn Springs with the third overall choice, Seattle sends the 12th overall choice and a third-round pick to the Tampa Bay Buccaneers for the sixth overall choice. That pick is used on Florida State University tackle Walter Jones. It is the first time in their history that the Seahawks have utilized two first-round draft choices. **4/25** Washington State Legislature passes Seahawks Stadium Funding Plan, Referendum 48. The bill sets a statewide vote for June 17. **6/17** Washington state voters approve Referendum 48 by a 51.1 percent to 48.9 percent margin (820,354 yes, 783,584 no), including a 56.4 percent margin (275,358 yes, 213,092 no) in King County. **6/23** Metropolitan King County Council votes 9-3 to approve a new football stadium for the Seahawks. **6/30** Bob Whitsitt, President of Football Northwest, signs paperwork to purchase Seahawks from Ken Behring. **7/15** Seahawks open training camp at Eastern Washington University in Cheney, returning after an 11-year absence. **8/19** Football Northwest is approved as the Seahawks owners by the member clubs of the NFL. **8/31** Seattle loses season opener to New York Jets, 41-3, in the Kingdome and quarterback John Friesz for nine weeks with a broken right thumb. **9/14** Seahawks hold Indianapolis Colts to a franchise low 118 yards for their first win, 31-3, in Indianapolis. The 28-point margin of victory is the largest for Seattle on the road. **10/5** Seattle embarks on three-game winning streak by beating the Tennessee Oilers, 16-13, in the Kingdome. Steve Broussard scores on 77 and 43 yard runs within three second half carries overcoming a 10-0 deficit. Broussard rushes for 138 yards on just six carries. **10/26** Warren Moon throws a team record-equalling five touchdown passes, including three to Joey Galloway, in a 45-34 win over the Oakland Raiders. His 409 yards is third in team history for a single game and is an NFL high for 1997. **11/9** Moon connects with Galloway on a game-winning 40-yard touchdown pass at San Diego with 2:20 left. The 37-31 win is marred by a season-ending broken ankle suffered by six-time Pro Bowl defensive tackle Cortez Kennedy. **11/28** Seahawks open their first retail store, the Seahawks EndZone Store, in Seattle's Pioneer Square area, two blocks from the Kingdome. **12/14** Quarterback Jon Kitna makes his first career start and guides Seattle to a 22-21 win at Oakland, overcoming a 21-3 halftime deficit. Kitna throws for 283 yards and one score in becoming the sixth first-time quarterback starter in team history to win his debut. Todd Peterson's 49-yard



field goal with 2:20 left is the winner. Seattle's win was their fifth of the season after overcoming a 10-point deficit, equalling the most in the NFL since 1970. **12/21** Seattle closes out season with a 38-9 win over the San Francisco 49ers. Warren Moon throws four touchdown passes and sets single season records for completions (313) and yards (3,378). Pro Bowl free safety Darryl Williams co-leads the AFC in interceptions with eight, while Pro Bowl defensive end Michael Sinclair has 12 sacks.

1998 — 1/16 Seahawks announce ticket restructure, increasing the number of \$10 tickets, the lowest ticket price in the NFL, to slightly more than 10,000. **2/1** Warren Moon named MVP of Pro Bowl while leading AFC to 29-24 win. **1/16** Offensive Line Coach Howard Mudd leaves the Seahawks for Indianapolis Colts. **1/17** Linebackers Coach Mike Murphy also joins the Colts staff. **1/30** Coaches Clarence Shelmon (running backs) joins Dallas and Ned James (defensive assistant) joins the New Orleans Saints. **2/2** Offensive assistant Jim Zorn leaves for the Detroit Lions. **2/4** Seattle names Jim Johnson linebackers coach. **2/6** Hired Bill Meyers as assistant offensive line coach and announced the club had agreed to terms with Washington Redskins' special teams coach Pete Rodriguez. **2/10** Named Milt Jackson receivers coach. **2/24** Seattle signs three-time Pro Bowl center, Kevin Glover. **2/26** Seahawks name Tim Lappano running backs coach and Eric Yarber to the position of offensive quality control. **3/4** Seahawks make one of the biggest off-season splashes in free agency when the club signs Philadelphia Eagles running back Ricky Watters to a contract. **3/6** The club agrees to terms with unrestricted free agent guard Brian Habib of the Super Bowl Champion Denver Broncos. **4/18** Linebacker Anthony Simmons from Clemson is the team's first-round pick, 15th overall, in the draft. **9/6** The Seahawks open the 1998 season with a 36-0 shutout over the Philadelphia Eagles at Veterans Stadium. The Seahawks would go on to one of the team's best starts ever, with three straight victories to open the year. **12/28** A day after completing its second consecutive 8-8 season, the club relieves Dennis Erickson of his coaching duties.

1999 — 1/8 Team President Bob Whitsitt appoints Mike Holmgren to the position of Executive Vice President of Football Operations/General Manager & Head Coach. The Seahawks surrender a second-round choice in the 1999 draft to the Green Bay Packers as compensation. **1/14** Holmgren hires Mike Sherman (Offensive Coordinator/Tight Ends), Fritz Shurmur (Defensive Coordinator), Tom Lovat (Offensive Line), Larry Brooks (Defensive Line), Nolan Cromwell (Wide Receivers), Jim Lind (Linebackers), Ken Flajole (Defensive Backs), Kent Johnston (Strength & Conditioning), and the retainment of Pete Rodriguez (Special Teams). **1/19** Mike Sheppard named Quarterbacks coach. **1/26** Mike Reinfeldt named Senior Vice President. **1/28** Stump Mitchell named Running Backs coach. **1/29** Rod Springer named Assistant Strength & Conditioning coach. **2/5** Jerry Colquitt (Offensive Quality Control) and Clayton Lopez (Defensive Quality Control) named to coaching staff. **2/14** Sign unrestricted free agent WR Sean Dawkins. **4/17** Select DE Lamar King (Saginaw Valley State) with the 22nd pick in the first round of the 1999 NFL Draft. **5/26** Defensive Coordinator Fritz Shurmur takes a leave of absence for health reasons. **6/7** Holmgren hires former Buffalo Bills' Assistant Coach Dick Roach to the position of defensive assistant. Linebackers coach Jim Lind is given the added responsibility of coordinating the defense. **8/30** Seahawks defensive coordinator Fritz Shurmur succumbs to liver cancer. **11/28** The Seahawks defeat the Kansas City Chiefs in Arrowhead Stadium to cap a five-game winning streak and take the season record to 8-2.

2000 — 1/2 The Seahawks finish the 1999 season with a 19-9 loss at the New York Jets, but reach the playoffs for the first time since 1988 with the team's second AFC West Championship. The team's 9-7 record is the best mark since 1990. DT Cortez Kennedy is voted to a team-record eighth Pro Bowl along with teammates LB Chad




Brown and T Walter Jones. **1/9** Seahawks lose their first playoff game in 11 years when they fall to the Miami Dolphins, 20-17, in the final game played at Seattle's Kingdome. **1/12** Mike Holmgren names Steve Sidwell defensive coordinator. Defensive Assistant Bob Zeman announces his retirement from coaching. **1/20** Holmgren names Gil Haskell offensive coordinator. **1/21** Holmgren names Johnny Holland assistant special teams/assistant strength and conditioning coach. **1/28**

Holmgren names Ted Thompson vice president/football operations. **2/12** WR Joey Galloway is traded to the Dallas Cowboys for first-round draft choices in 2000 and 2001. **3/26** Seattle's Kingdome is imploded, to make space for the new football/soccer stadium and exhibition hall, which will be located on the same site. **4/15** Seahawks select Alabama running back Shaun Alexander and Wisconsin tackle Chris McIntosh in the first round of the NFL Draft. **4/28** Seattle names John Schneider director of player personnel. **5/10** Scot McCloughan appointed as director of college scouting. **5/15** Bucky Brooks and Mike Murphy named area scouts. **6/1** Former Seahawks safety Eric Stokes and Matt Malaspina named area scouts. **7/5** Seahawks hire Brian Davis for radio play-by-play. **9/3** Seattle loses to Miami in season opener, 23-0, marking the first time the Seahawks were shut out in seven years. **9/10** Seattle opens a two-year stint at Husky Stadium with a loss to the defending Super Bowl Champion St. Louis Rams in a 37-34 shootout. **10/15** Seahawks return man Charlie Rogers sets team single-game record with 198 kickoff return yards and 215 combined return yards versus Indianapolis. **11/12** QB Jon Kitna earns AFC Offensive Player of the Week for 22 of 33, 231-yard, three-touchdown performance at Jacksonville. **12/23** Charlie Rogers returns four kickoffs for 171 yards, which includes an 81-yard touchdown, versus Buffalo to establish an AFC single-season record with 2,094 combined return yards (punt and kickoff).

2001 — **1/2** Mike Holmgren names Mark Michaels assistant special teams coach. **2/16** Former Seahawks QB Jim Zorn is named quarterbacks coach. **2/28** A 6.8 magnitude earthquake hit the Seattle area damaging the Seahawks marketing headquarters at Palmer Court, forcing them to move out of the building. The new stadium was not damaged and workers resumed construction less than one week later. **3/2** Seattle trades a third-round draft choice and switches first-round picks with Green Bay for QB Matt Hasselbeck. **3/3** Seattle signs free agent DT John Randle. **3/8** DT Cortez Kennedy is released. **3/9** Seattle signs free agent DT Chad Eaton. **3/16** Seattle names Lance Lopes to serve as General Counsel. **4/9** Seattle signs free agent LB Levon Kirkland. **4/12** Seahawks sign a three-year extension with Eastern Washington University to continue its training camp in Cheney. **4/21** Seattle takes North Carolina State wide receiver Koren Robinson with its first overall selection (No. 9) and Steve Hutchinson (No. 17). Selects 12 college players, the most since drafting 11 in 1992, during the two-day draft. **5/22** Seahawks switch conferences from the AFC West to the NFC West, joining the Arizona Cardinals, San Francisco 49ers and the St. Louis Rams following realignment. The Seahawks were a member of the NFC West in their inaugural season in 1976 before moving to the AFC West in 1977. **6/28** Named Scott Fitterer area scout and named former Kansas City wide receiver Lake Dawson and former Seahawks safety Eric Stokes pro personnel assistants. **8/3** Signed Trent Dilfer to one-year contract to back up Matt Hasselbeck. **9/16** Home game versus

Kansas City is postponed due to the terrorist attacks on Tuesday, September 11. **11/11** Shaun Alexander rushed for 266 yards and three touchdowns versus Oakland, including a team-record 88-yard touchdown.

2002 — 1/2 Seahawks DT John Randle and T Walter Jones selected to represent Seahawks in the Pro Bowl. **1/6** The Seahawks played their final game at Husky Stadium before moving into their new downtown stadium. Trent Dilfer finished the season 4-0, extending his consecutive unbeaten record as a starter to 15-0. **2/22** Released defensive end Michael Sinclair following 11 years of service. **3/1** The Seahawks announced a new logo and colors; Seahawks blue, Seahawks navy and Seahawks bright green. **3/5** Re-signed Trent Dilfer to be the starting quarterback for the 2002 season. **3/27** The Seahawks unveiled new uniforms at the team's new stadium, the first significant uniform change in the team's 26-year history. In a weeklong contest, a total of 64,513 fans voted with an overwhelming 49,447 (76.6%) voting for the new Seahawks blue helmet. The traditional silver helmet received 15,066 (23.4%) votes. (Marked the first time in NFL history that a team allowed fans to choose any part of the teams' uniform ensemble.) **4/2** Bill Laveroni named assistant offensive line coach. **4/19** Traded quarterback Brock Huard to Indianapolis for the Colts fifth-round draft choice in the 2002 draft. **4/20** Seahawks selected Washington Husky tight end Jerramy Stevens in the first round of the NFL Draft, the first tight end selected by the team in the opening round. **5/4** Fieldturf installation completed in Seahawks Stadium. **5/15** Seahawks Stadium and Exhibition Center announced as interim name until a permanent naming rights sponsor is found; FGI announces the project will come in on budget, a month earlier than anticipated. **6/21** Traded CB Ike Charlton to Jacksonville Jaguars for an undisclosed draft choice. **7/20** Seahawks Stadium Grand Opening begins with Public Fanfare Days, followed by three weeks of public open houses. **8/3** Seahawks take the field in Seahawks Stadium for the first time in a preseason scrimmage. **8/10** Seahawks play their first game in Seahawks Stadium, a preseason loss to the Indianapolis Colts, 28-10. **9/15** Seahawks play their Inaugural Game in Seahawks Stadium versus the Arizona Cardinals, a 24-13 loss. **9/29** Shaun Alexander scores an NFL-record five first-half touchdowns versus the Minnesota Vikings on ESPN Sunday Night Football. **10/29** Place QB Trent Dilfer on injured reserve and signed veteran QB Jeff George for remainder of season. **11/24** Seattle and Kansas City combine for 64 first downs, an NFL record. **12/29** Matt Hasselbeck set a franchise record passing for 449 yards in a 31-28 overtime win at San Diego. Seattle also established 20 club records during the season, including most first downs in a season (347), most yards gained in a game (591 at San Diego), most net yards gained in a season (5,818) and most passing yards in a season (4,257). Seattle finished the season 7-9, third place in the NFC West. **12/31** Mike Holmgren relinquishes his role as general manager, but remains executive vice president of football operations and head coach. Seattle fires defensive coordinator Steve Sidwell, defensive line coach Larry Brooks, defensive backs



coach Ken Flajole, linebackers coach Johnny Holland and offensive quality control coach Jerry Colquitt.

2003 — 1/29 Seahawks hire Dwaine Board as defensive line coach. **2/5** Seattle names Ray Rhodes defensive coordinator. **2/7** Seattle names Teryl Austin defensive backs coach. **2/10** Seattle hires Bob Ferguson as general manager. **2/12** Seattle hires John Marshall as linebackers coach. **3/4** Seattle re-signed unrestricted free agents LB Anthony Simmons and DE Antonio Cochran. **4/26** Seattle selected CB Marcus Trufant from Washington State with the 11th overall pick in the NFL Draft. **4/27** Seattle traded a sixth-round selection to the New Orleans Saints for DT Norman Hand. **6/16** Hired Charles Fisher as an area scout. **6/25** Paul G. Allen names Tod Leiweke chief executive officer in charge of all Seahawks business and administration operations. Bob Whitsitt focuses on football operations. **9/7** Seattle opened the season with a compelling 27-10 victory over the Saints, their first season-opening win at home since 1986. **9/14** Seattle recorded first shutout since 1998, and 10th shutout in club history at Arizona. Safety Ken Hamlin earned NFC Defensive Player of the Week honors for his performance. In just his second NFL game, Hamlin had

a hand in four of Seattle's six takeaways including the Cardinals first three drives. **10/5** Josh Brown set club record with 58-yard field goal at Green Bay. **10/12** The Seahawks unveiled a flag pole in the south end zone honoring the Seahawks 12th man. Each game, the Seahawks will have an honorary presenter raise the flag embroidered with the number 12. Twelve fans were selected to raise the inaugural flag. Steve Largent and Mike McCormack were among others to raise the flag during the season. The Seahawks held off San Francisco 20-19 on ESPN Sunday Night Football. **10/19** Defeated Chicago 24-17 and secured the best start (5-1) in franchise history. Seattle opened two seasons (1984, 1986) with a 4-1 mark. **11/23** Put up 41 points on one of the best defenses in the NFL, the Baltimore Ravens, but lost in overtime 44-41 after relinquishing a 17-point, fourth-quarter lead. Hasselbeck passed for 333 yards and club-record tying five touchdowns en route to being voted by fans the NFL/FedEx Air Player of the Week. **11/30**



For the first time in franchise history, the club had a 300-yard passer (Hasselbeck 328), 100-yard rusher (Alexander 127) and two 100-yard receivers (Robinson 122, Jackson 102) in the same game versus Cleveland. Hasselbeck won the NFL/FedEx Air Player of the Week for the second consecutive week. **12/21** With a win over Arizona, the Seahawks finished 8-0 at home for the first time in franchise history. **12/27** Won at San Francisco, 24-17, for the first time since 1979 and secured first 10-win season since 1986. During the season, Hasselbeck became franchise's all-time leading passer (84.1 rating) and set single-season record with 3,841 passing yards and tied for most completions 313.

2004 — 1/4 Participated in first postseason since 1999, but lost in overtime to the Packers 33-27 in a back-and-forth affair played in 20 degree temperatures. Al Harris returned a Hasselbeck interception 52 yards for the game-ending score. Alexander set club postseason record with three touchdown runs and Hasselbeck became first passer with at least 300 yards in a playoff game. Seahawks offensive line coach Tom Lovat retires. Bill Laveroni takes over offensive line duties. **2/24** Seahawks designate

T Walter Jones as franchise player for third consecutive year. **2/26** Senior VP Mike Reinfeldt declined contract offer to remain with Seahawks. **3/4** Seahawks sign unrestricted free agent Grant Wistrom to a multi-year contract. **3/9** WR Darrell Jackson re-signed a multi-year contract with the Seahawks. **3/24-3/31** In cooperation with the Department of Defense Armed Forces Entertainment Office, Seahawks Alex Bannister and Damien Robinson led a Seahawks contingent including former Seahawks receiver Paul Johns and the Sea Gals Show Group on a tour of Southwest Asia, including the countries of United Arab Emirates and Qatar. **3/24** The Seattle Seahawks name Steve Raible as the new "Voice of the Seahawks" for radio broadcasts, and will be joined by Warren Moon as color analyst on the broadcast team. Raible served the previous 22 years as color analyst on Seahawks radio. **5/19** Jay Nienkark named Director of Player Administration and will oversee the team's salary cap. **6/2** Seahawks Stadium is renamed Qwest Field. Introduced Blue Ribbon Partners. **6/8** Martha Fuller named CFO. **8/7** The Seahawks traveled to Portland's PGE Park for "Seahawks Live," an intrasquad scrimmage. **9/26** The Seahawks opened the season 3-0 after shutting out the 49ers 34-0 at Qwest Field. The victory ended the 49ers NFL record of scoring in 420 consecutive games. **10/19** The Seahawks traded a conditional draft choice to the Oakland Raiders for WR Jerry Rice. **11/21** S Michael Boulware turned in one of the most exciting plays of the season when he, with 56 seconds remaining, returned a Dolphins' pass 63 yards for the game-winning touchdown. **12/6** In front of a record crowd at Qwest Field (68,093), the Seahawks hosted a Monday Night Football shootout versus the Cowboys. Matt Hasselbeck passed for 414 yards and three touchdowns, but the Cowboys scored 14 points in just under three minutes to earn a 43-39 victory.

2005 — 1/2 The Seahawks clinched their first NFC West title after fending off the Atlanta Falcons in the season finale. The Seahawks stopped a two-point conversion attempt at the end of regulation to keep the game from going into overtime. **1/8** The Seahawks hosted the Rams in a Wild Card Playoff game and lost 27-20. A Seahawks bid to tie the game on a fourth-and-4 play from the Rams' 5-yard line with :27 left incomplete. Matt Hasselbeck joined Dan Fouts and Marc Bulger as the only quarterbacks in NFL history to throw for 300-plus yards in his first two career postseason starts. **1/10** Relieved Mark Michaels from duties as special teams coach. **1/14** Bob Whitsitt was relieved of his duties as president of football operations. **2/3** Mike Reinfeldt is named consultant. **2/10** Bob Casullo is named special teams coach. **2/16** T Walter Jones signed a multi-year contract. **2/22** Matt Hasselbeck signed a multi-year contract. Bob Ferguson was relieved of his duties as general manager. Shaun Alexander was named franchise player. **2/23** Tim Ruskell was introduced as the Seahawks' president of football operations and became the primary decision maker regarding all player and personnel decisions, including oversight of the club's pro and college scouting departments. **3/24** Mike Reinfeldt named Vice President of Football Administration. **4/21** Signed LB Jamie Sharper and former University of Washington WR Jerome Pathon. Released veteran LB Chad Brown. **4/23** Drafted Mississippi center Chris Spencer in the first round (26th overall) of the NFL Draft. **6/8** Mike Phair and Mike Yowarsky hired to the college scouting department. **7/27** Shaun Alexander signed one-year contract. **8/12** In a preseason matchup, the Seahawks defeated the Saints 34-15 in New Orleans just two weeks before Hurricane Katrina devastated the area. **10/2** The Seahawks lost an overtime game at Washington to fall to 2-2 on the season. It was the last game the team would lose before winning a club-record 11 consecutive games. **10/16** Seattle set a club record with 320 yards rushing versus the Houston Texans on ESPN Sunday Night Football. Alexander rushed for four scores for the second time of the season. **10/17** Seahawks S Ken Hamlin was victimized outside of a Seattle club following the game sustaining head injuries that ended his season. **10/23** The Seahawks defeated the Dallas Cowboys 13-10 on a 50-yard Josh Brown field goal as time expired. The winning

kick was set up when Jordan Babineaux intercepted Drew Bledsoe and returned it to the Cowboys' 32-yard line with :05 remaining. **11/6** Shaun Alexander rushed for 173 yards and two touchdowns, which included an 88-yard touchdown run tying his own franchise record. **11/27** The Seahawks defeated the N.Y. Giants 24-21 in overtime after Giants' kicker Jay Feely missed three game-winning field goal attempts. The Giants committed 16 penalties, including 11 false start penalties. **11/28** Mike Holmgren presented the Seahawks 12th Man with the game ball following the win over the Giants. **12/5** Seattle trounced Philadelphia 42-0 on a snowy Monday Night Football game. **12/11** The Seahawks outscored the 49ers 41-3 marking a perfect 6-0 division record, first in team history. **12/17** Seattle secured a first-round bye in the playoffs with a 28-24 come-from-behind win at Tennessee. **12/24** Seattle clinched home field advantage throughout the playoffs with a 28-13 win over the 13-1 Indianapolis Colts.

2006 — 1/14 The Seahawks ended their 21-year streak without a playoff win by defeating the Washington Redskins 20-10 in a Divisional Playoff Game at Qwest Field. **1/22** Hosting their first-ever Championship Game, Seattle routed the Carolina Panthers 34-14 earning their first trip to the Super Bowl in the club's 30-year history. **2/5** The Seahawks lost to the Pittsburgh Steelers 21-10 in Super Bowl XL. **2/16** The Seahawks named John Marshall defensive coordinator and Ray Rhodes took on the title of special projects/defense. The Seahawks also named Zerick Rollins linebackers coach and promoted Tom Headlee to quality control/defense. Larry Marmie was also hired as a defensive assistant/secondary. **2/23** Placed transition tag on G Steve Hutchinson. **3/6** Re-signed RB Shaun Alexander to a multi-year contract. **3/27** Signed LB Julian Peterson. **3/31** Seahawks acquired restricted free agent WR Nate Burleson from the Vikings in exchange for a third-round draft choice. **4/30** Drafted Miami cornerback Kelly Jennings with the 31st pick in the NFL Draft. **5/9** Seahawks announce plans to move practice facility to Renton waterfront. **9/10** Opened the season at Detroit's Ford Field, site of Super Bowl XL, and won 9-6 on Josh Brown's 42-yard game-winning field goal as time expired. **9/11** Seattle acquired WR Deion Branch from the New England Patriots in exchange for the Seahawks first-round selection in the 2007 NFL Draft. **9/17** Former Seahawks DT Cortez Kennedy was inducted into the Seahawks Ring of Honor. **9/24** Seattle led the New York Giants 35-3 at halftime and won the game 42-30 behind Matt Hasselbeck's club-record tying five touchdown passes. **10/1** Seahawks Shaun Alexander missed the first of six games (at Chicago) with a broken foot he suffered in the season opener. **10/15** Josh Brown connected on his second game-winner of the season, a 54-yard field goal at St. Louis as time expired. **10/22** Seattle's Matt Hasselbeck injured his right knee on the first series of the second half versus the Vikings. He would miss the next four ballgames. Seneca Wallace went 2-2 in Hasselbeck's absence. **11/6** Seattle recorded nine sacks at Qwest Field versus Oakland on Monday Night Football on the way to a 16-0 shutout of the Raiders. **11/12** Josh Brown connected on a 38-yard field goal with :09 remaining versus the Rams for his third game-winner of the season. **11/27** Snow covered Qwest Field as Seattle defeated Green Bay 34-24 on Monday Night Football. Shaun Alexander rushed for 201 yards on a franchise-record 40 carries. **12/3** Josh Brown tied an NFL record with his fourth game-winning field goal (inside the final minute of overtime) with a 50-yard field goal at Denver with :05 left in the game. The win was the Seahawks first in Denver since December 10, 1995.

2007 — 1/6 The Seahawks won their third consecutive home playoff game upending the Dallas Cowboys 21-20 in an NFC Wild Card thriller. **1/14** Seattle's hopes of returning to NFC Championship Game were dashed in an overtime loss at Chicago. Seattle battled into overtime, but a Robbie Gould 49-yard field goal allowed the Bears to prevail. **1/21** The Seahawks added Jim Mora to the coaching staff as assistant head coach/defensive backs coach. **1/22** Seattle hired former Cowboys special

teams coach Bruce DeHaven to the same position. **3/20** In partnership with Virginia Mason Medical Center, the Seahawks announced naming rights for their new training facility in Renton: Virginia Mason Athletic Center (VMAC). **4/29** Traded WR Darrell Jackson to San Francisco for a fourth-round draft choice. **7/28** Training camp began and was held in Kirkland for the first time since 1996. The team trained at Eastern Washington University in Cheney from 1997-2007. **10/7** FB Mack Strong suffered a career-ending neck injury at Pittsburgh. **11/4** With a 94-yard punt return at Cleveland, Nate Burleson became the first player in NFL history with three punt returns of 90 or more yards in a career. **12/2** Lofa Tatupu tied a franchise record with three interceptions at Philadelphia, including one in the final minutes that preserved a Seahawks 28-24 victory. **12/9** Seattle sewed up their fourth-consecutive NFC West title with a 42-21 victory over the Arizona Cardinals. Mike Holmgren became the winningest coach in franchise history passing Chuck Knox (83-67). Marcus Trufant also recorded three interceptions in the game to tie a club record.




2008 — 1/5 Seattle hosted a playoff game for the fourth straight season and one in three consecutive years after putting away Washington 35-14 in the Wild Card round of the playoffs. **1/12** Seattle's season ended with a 42-20 Divisional Playoff loss at Green Bay in blizzard-like conditions. The game would be Brett Favre's final victory with the Packers. **1/25** The Seahawks announced the hiring of new offensive line coach Mike Solari. Coach Keith Gilbertson leaves post as assistant offensive line coach to coach wide receivers. **2/1** Hired Chris Beake to serve as Quality Control/Offense. **2/6** Seattle announces Jim Mora will take over as head coach following the 2008 season. **2/14** Bill Lazor named Seattle's QB coach. **2/21** Franchise tag is placed on CB Marcus Trufant. **3/4** Former University of Michigan offensive coordinator Mike DeBord is hired as assistant offensive line coach. **3/10** Signed free agent RB Julius Jones. **3/11** Kasey Dunn named Seattle's RB coach. **3/21** Signed LB Lofa Tatupu to a multi-year extension. **3/26** Signed CB Marcus Trufant to a multi-year extension. **4/22** Seahawks release RB Shaun Alexander. **4/25** Mike Holmgren is announced as the Horrigan Award Winner for the NFL executive who best helped the media do its job. Seahawks communications staff was named the Rozelle Award

winner for being the top PR staff in the NFL. **4/26** Selected Southern California DE Lawrence Jackson in the first round of the NFL Draft. **4/28** Former regional scout Mike Phair hired to assist in coaching linebackers. **5/1** Dave Pearson promoted from director to vice president of communications/broadcasting. **6/8** Original Seahawks employee Gary Wright/VP Administration retires after 32 years with the club. **8/4** The first wave of employees staffed the Virginia Mason Athletic Center. **8/18** Seahawks Football Operations and team practices began at VMAC. **10/26** With a victory over San Francisco, Mike Holmgren took sole possession of 10th place on the NFL's career wins list with 172. **11/22** WR Koren Robinson and QB Seneca Wallace connected for the longest play from scrimmage in team history, a 90-yard pass play versus the Philadelphia Eagles. **12/21** Mike Holmgren earned his final victory as head coach of the Seattle Seahawks, a 13-3 win over Brett Favre and the N.Y. Jets on a snow-covered Qwest Field.

2009 — **1/8** Greg Knapp was hired as Seattle's offensive coordinator. **1/12** Casey 'Gus' Bradley was hired as Seattle's defensive coordinator. Dan Quinn was hired to coach the defensive line. **1/13** Jim Mora formally announced as head coach of the Seahawks. Robert Prince hired to coach wide receivers. **1/22** Tim Lewis, brother of Seahawks Director of Pro Personnel Will Lewis, was hired as defensive backs coach. **3/3** Signed free agent WR T.J. Houshmandzadeh. On his visit, flew into VMAC on owner Paul Allen's seaplane. **3/14** Julian Peterson was traded to the Detroit Lions for Cory Redding and a fifth-round draft choice. **4/25** Selected LB Aaron Curry with the fourth overall choice in the NFL Draft. Also traded second-round pick to Denver for the Broncos 2010 first-round selection. **5/1** Karen Beckman promoted from director of finance to vice president of finance & chief financial officer. **7/31** Training Camp begins and for the first time in Seattle, training camp open to fans at VMAC. **9/13** Seahawks open the Jim Mora era with a 28-0 shutout over the Rams. **10/11** The Seahawks posted their second shutout of the season with a 41-0 win over the Jacksonville Jaguars at Qwest Field. **12/3** Seahawks President of Football Operation Tim Ruskell announces resignation.

2010 — **1/8** Seahawks head coach Jim Mora is relieved of coaching duties. **1/11** Seahawks hire Pete Carroll to be executive vice president of football operations and head coach. **1/20** Named John Schneider general manager. **2/4** New coaching staff is announced: Jeremy Bates (offensive coordinator), Gus Bradley (defensive coordinator), Kippy Brown (WRs), Luke Butkus (Quality control/offensive line), Dave Canales (Quality control/offense), Chris Carlisle (head strength & conditioning), Jedd Fisch (QB), Mondra Gee (assistant strength & conditioning), Alex Gibbs (offensive line), Jerry Gray (DBs), Kris Richard (assistant DBs), Brian Schneider (special teams coordinator), Rocky Seto (Quality control/defense), Sherman Smith (RBs), Jeff Ulbrich (assistant special teams), Art Valero (assistant offensive line), Jamie Yancher (assistant strength & conditioning). **2/24** Franchise tag is placed on K Olindo Mare. **3/8** Traded QB Seneca Wallace to Cleveland for a 2011 undisclosed draft pick. **3/18** Traded 2010 second-round draft pick and 2011 undisclosed draft pick to San Diego for QB Charlie Whitehurst and 2010 second-round draft pick. **4/13** DE Patrick Kerney retires. From 2007-09 no other Seahawks defender had more sacks than Kerney's 24.5. **4/22** Drafted T Russell Okung (6th overall) and S Earl Thomas (14th overall) in the first round of the NFL Draft. **4/24** Traded fourth-round pick (#104) and sixth-round pick (#176) to Tennessee for fourth-round pick (#111), sixth-round pick (#185), DT Kevin Vickerson and RB LenDale White. Traded fifth round pick (#139) to the N.Y. Jets for seventh round pick (#236) and RB Leon Washington. **4/29** T Walter Jones retires. He was selected to a club record nine Pro Bowls and his 180 career starts are second to only Steve Largent. **5/14** Scott Fitterer promoted to Director of College Scouting. Eric Stokes promoted to Assistant Director of College Scouting. Ruston Webster leaves his post as VP of Player Personnel to join the Tennessee Titans. **6/22**

Scot McCloughan rejoins the Seahawks front office as Sr. Personnel Executive. **7/26** Tod Leiweke resigned from his post to join the NHL's Tampa Bay Lightning as part owner and CEO. **7/31** Promoted Will Lewis to vice president of football operations and Tag Ribary to director of pro personnel. Hired Trent Kirchner as assistant director of pro personnel. **9/12** Seattle defeated the San Francisco 49ers 31-6 in the season opener at Qwest Field for Pete Carroll's first win as head coach of the Seahawks. **9/28** Seahawks kickoff returner Leon Washington set a franchise record with two returns for touchdown versus the San Diego Chargers fueling the 27-20 victory. The returns were 101 and 99 yards earning him NFC Special Teams Player of the Week. **9/23** Peter McLoughlin assumes role of President of Seahawks, Sounders FC and First & Goal, Inc. after previously serving as CEO of the NHL's St. Louis Blues. **10/5** Seattle acquired Marshawn Lynch from the Buffalo Bills in trade. **12/5** Walter Jones' number is retired.




2011 — 1/2 Charlie Whitehurst started the season finale for an injured Matt Hasselbeck. Needing a win versus the Rams to win the division and advance to the postseason, Whitehurst led the team to a 16-6 victory. Seattle became the first team in NFL history to advance to the playoffs with a sub .500 record (7-9). **1/8** Seattle captured their fifth consecutive home playoff win with a 41-36 triumph over the defending World Champion New Orleans Saints. Matt Hasselbeck set a postseason club record with four TD passes. Marshawn Lynch electrified the crowd with what many are calling one of the greatest runs in NFL history with a 67-yard TD in which he broke as many as eight tackles. The Pacific Northwest Seismic Network registered activity generated from the stadium during the time of Lynch's run. **1/18** Hired former Oakland Raiders head coach Tom Cable as assistant head coach and offensive line coach. Hired Todd Wash to coach the defensive line. Promoted Kris Richard to defensive backs coach. Promoted Rocky Seto to assistant defensive backs coach. Relieved offensive coordinator Jeremy Bates of his duties. **1/20** Hired Darrell Bevell as offensive coordinator. **3/12** The NFL Owners instituted a lockout of the players. **4/28** Selected T James Carpenter 25th overall in the first round of the NFL Draft. **6/23** Qwest Field renamed CenturyLink Field. **7/25** NFL and the NFL Players Association agree to a 10-year Collective Bargaining Agreement ending the 136-day lockout. **7/29** Free Agency opened and the Seahawks signed, among others, G Robert Gallery, WR Sidney Rice, QB Tarvaris Jackson and FB Michael Robinson. **10/9** CB Brandon Browner set a club record at the New York Giants with a 94-yard interception return for a TD with 1:08 remaining in the game. **10/13** Traded LB Aaron Curry to the Oakland Raiders for draft choices in 2012 and 2013. **10/23** Red Bryant blocked two field goal attempts at Cleveland setting a club record for most in a single game. **11/13** Steven Hauschka tied a club record connecting on five field goal attempts in a 22-17 win over the Baltimore Ravens. **11/20** Chris Clemons was named NFC Defensive Player of the Week after setting a career high with 3.0 sacks and two forced fumbles at St. Louis. **12/1** David Hawthorne was named NFC Defensive Player of the Week for his performance versus the Philadelphia Eagles on NFL



Network's Thursday Night Football. He returned an interception 77 yards for a score. It was one of four interceptions in the game by Seattle's defense. **12/12** Doug Baldwin was awarded the NFL Special Teams Player of the Week versus the St. Louis Rams at CenturyLink Field. Not only did he lead team with seven catches for 93 yards and TD, he took a reverse handoff on the opening kickoff and returned it 37 yards. He also downed the Seahawks first punt of the game at the Rams' own 6-yard line. After that drive ended in a punt, he blocked the attempt which resulted in a 17-yard return by Michael Robinson for touchdown. **12/18** Brandon Browner set a club record at Chicago with at least one interception in four consecutive games, including a second touchdown return of the season from 42 yards which also set a club record for most interception return yards in a season with 220. Red Bryant returned an interception 20 yards for his first career touchdown in a 38-14 Seahawks victory.

2012 — 2/4 Cortez Kennedy was voted into the Pro Football Hall of Fame in his fourth year of eligibility. Kennedy spent his entire 11-year career with Seattle after being selected third overall in the 1990 NFL Draft. **2/14** Added Keith Carter (quality control/offense) and former Seahawks safety Marquand Manuel (special teams assistant) to the coaching staff. **3/4** Re-signed RB Marshawn Lynch to a multi-year contract. **3/13** Reached a contract agreement to re-sign DE Red Bryant - the son-in-law of Seahawks Ring of Honor member Jacob Green. **3/20** Signed free agent QB Matt Flynn to a multi-year contract. **3/29** The Seahawks and Tribune Television Northwest (KCQ channel 13 and FOX affiliate in Seattle) reach a multi-year agreement to be the flagship television partner of the Seahawks. Q13 will broadcast all preseason game broadcasts, pre and postgame shows, and other team-related content. **4/3** Nike unveils the new NFL uniform design in New York, and Kam Chancellor represents the Seahawks in the fashion show. Along with the new uniform, the Seahawks unveil a new tweaked logo that freshens up the team colors. The new team colors are college navy, action green and wolf grey. **4/26** Selected DE Bruce

Irvin with the 15th overall selection in the 2012 NFL Draft. **4/27** Drafted Russell Wilson in the third round (No.75 overall) of the NFL Draft. **8/4** Cortez Kennedy was inducted into the Pro Football Hall of Fame in Canton, Ohio. **9/24** Seattle topped Green Bay 14-12 on Monday Night Football with a game-winning Hail Mary as time expired. Russell Wilson connected with Golden Tate on a 24-yard completion. The play was called a touchdown on the field by replacement referees and upheld after a booth review. That was be the final game with replacement officials; regular officiating crews returned the following week. **10/14** Cortez Kennedy's number is retired. **11/25** Leon Washington tied an NFL record with his eighth-career kickoff return for a touchdown at Miami. **12/2** Russell Wilson led Seattle to a go-ahead TD drive at Chicago with :24 remaining only to have the Bears tie the game with a field goal as time expired. Seattle won the toss and Wilson again led Seattle on a game-winning TD drive on the first possession. **12/16** Seattle scored 50 or more points for the second consecutive game becoming the first team since 1950 to accomplish the feat (58-0 vs. Arizona on 12/9 and 50-17 at Buffalo on 12/16). **12/30** Seattle finished the season with a perfect home record with a 20-13 victory over St. Louis. In that game, Russell Wilson tied Peyton Manning's NFL rookie record with his 26th TD pass.




2013 — **1/6** Seattle won their first road playoff game since 1983 with a 24-14 come-from-behind victory at Washington. **1/17** Named Dan Quinn defensive coordinator after Gus Bradley accepted the head coaching position with the Jacksonville Jaguars. **2/13** Named Travis Jones defensive line coach. Named Nick Sorenson coaching assistant/special teams. **3/12** Traded a 2013 first-round and seventh-round draft choice and a 2014 third-round draft choice to Minnesota for WR Percy Harvin. **4/1** Traded QB Matt Flynn to the Oakland Raiders for a conditional draft choice. **4/22** Signed SS Kam Chancellor to multi-year extension. **6/7** New remodeled and expanded Pro Shop opens at CenturyLink Field. **6/20** Tag Ribary promoted to Director of Team Operations and Trent Kirchner promoted to Director of Pro Personnel. **6/21** Seahawks General Manager John Schneider signed extension. **6/28** Cortez Kennedy named Team Ambassador. **9/8** Seahawks won their season opener at Carolina 12-7, the first of a team-record tying 13-win season. **11/3** The Seahawks erased a 21-0 first half deficit vs Tampa Bay to come back and win 27-24 in OT, the largest come-from-behind victory in team history. **12/14** Chuck Arnold was promoted to Chief Operating Officer for the Seahawks. **12/22** The Seahawks club record 14-game home winning streak was snapped versus the Arizona Cardinals in a 17-10 loss. It was QB Russell Wilson's first loss at CenturyLink Field in two seasons as a starter. **12/29** The Seahawks tied a franchise record by limiting the St. Louis Rams to just 13 rushing yards in the season finale.

2014 — **1/11** Seattle defeated the New Orleans Saints 23-15 in a Divisional Playoff Game. **1/19** The Seahawks advanced to the second Super Bowl in franchise history after defeating division rival San Francisco 23-17 in the NFC Championship Game. **1/17** Former tackle Walter Jones was voted into the Pro Football Hall of Fame in his

first year of eligibility. Jones spent his entire 12-year career with Seattle and was a nine-time Pro Bowler. **2/1** Walter Jones became the third original Seahawks member to be voted into the Pro Football Hall of Fame joining Steve Largent and Cortez Kennedy. **2/2** The Seahawks won the franchise's first Super Bowl after defeating the Denver Broncos 43-8 at MetLife Stadium. The Seahawks first score came on a safety 12 seconds into the game becoming the quickest score in Super Bowl history. **2/5** The Seahawks victory parade through downtown Seattle culminating at CenturyLink Field was celebrated by an estimated crowd of more than 700,000 fans. **3/10** The Seahawks re-signed free agent DE Michael Bennett to a multi-year contract. **4/14** Signed Pete Carroll to a multi-year extension. **4/24** Former Seahawks CB Marcus Trufant announces his retirement. **4/29** Safety Earl Thomas signed a multi-year extension. **5/6** Amy Sprangers named VP of Corporate Partnerships and Suites. **5/7** Cornerback Richard Sherman signed a multi-year extension. **5/21** The Seahawks traveled to Washington D.C. to meet President Obama at the Super Bowl Champions annual White House visit. **5/29** Wide receiver Doug Baldwin signed a multi-year extension. **6/10** Jeff Dunn named Vice President of Business Strategy & Analytics. **6/19** The Seahawks received their Super Bowl Championship rings at a ceremony at Seattle's EMP. **8/2** Former Seahawks tackle Walter Jones was officially inducted into the Pro Football Hall of Fame in Canton, Ohio. **9/4** Seattle officially kicked off the 2014 NFL season hosting a Thursday night prime time game versus Green Bay. A pregame concert was performed by Pharrell Williams and Soundgarden, with pop star Ariana Grande singing The Star Spangled Banner. Seattle's Super Bowl banner was unveiled at CenturyLink Field as Seattle won the game, 36-16. **9/21** In a rematch of Super Bowl XLVIII, the Seahawks defeated the Denver Broncos 26-20 in OT on a Marshawn Lynch 6-yard TD run. **10/17** Seattle traded WR Percy Harvin to the N.Y. Jets for an undisclosed draft choice. **10/19** At St. Louis, Russell Wilson became the first player in NFL history to pass for 300 or more yards and rush for 100 or more in the same game. **11/2** Walter Jones inducted into the Seahawks Ring of Honor. **11/9** Totaled 350 rushing yards versus the N.Y. Giants, a club single-game record. Marshawn Lynch also rushed for a career-best four TDs tying a single-game club record. **12/18** Signed LB K.J. Wright to a multi-year extension. **12/19** Signed DE Cliff Avril to a multi-year extension. **12/21** Seattle set a franchise record versus the Cardinals totaling 596 total yards in a 35-6 win at Arizona.

2015 — 1/10 The Seahawks defeated the Carolina Panthers, 31-17, in a Divisional Playoff Game. **1/18** Seattle became the 12th team in NFL history to advance to the Super Bowl after winning it the previous year by defeating the Green Bay Packers in the NFC Championship Game, 28-22, in OT. Seattle overcame a 16-point, second-half deficit to win after Russell Wilson connected with Jermaine Kearse on a 35-yard TD to end the game. It marked Seattle's ninth consecutive postseason win at home, tied for the third-longest streak in NFL history. The game also marked a record for CenturyLink Field attendance record with 68,538 12s on hand. **1/19** Construction began on the Toyota Fan Deck on the south deck of CenturyLink Field. The expansion added 1,000 padded seats and an exclusive fan experience. **2/1** The Seahawks lost to the New England Patriots in Super Bowl XLIX, 28-24. **2/9** Named Kris Richard defensive coordinator following the departure of Dan Quinn to become head coach of the Atlanta Falcons. Also named Michael Barrow LB coach following the departure of Ken Norton, Jr., leaving to become defensive coordinator of the Oakland Raiders. Named Lofa Tatupu assistant LB coach and Brennon Carroll assistant offensive line coach. **2/10** Promoted Rocky Seto to assistant head coach/defense. **2/19** David Young named VP of Operations/GM of CenturyLink Field. **2/23** Announced the expansion of CenturyLink Field by 1,000 seats with the launch of the Toyota Fan Deck on the south end. Also announced the expansion of eight new suites. **3/6** Signed Marshawn Lynch to a multi-year extension. **3/10** Traded for Saints TE Jimmy Graham and a 2015 fourth-round draft choice in exchange for cen-

ter Max Unger and the Seahawks first-round draft choice (No. 31 overall). **3/25** Named Dwaine Board assistant defensive line coach. Named Chris Cash assistant secondary/CB coach. Named Andre Curtis assistant secondary/safeties coach. Dave Canales promoted to WR coach. Will Harriger named assistant QB coach/quality control offense. **7/31** Signed QB Russell Wilson to multi-year contract extension. **8/2** Signed LB Bobby Wagner to a multi-year contract extension. **9/20** Seattle's 10-point loss at Green Bay was the team's first double-digit loss since November 6, 2011. **11/22** RB Thomas Rawls set a Seahawks rookie single-game record with 209 rushing yards versus San Francisco. **12/2** CB Richard Sherman named Seahawks Man of the Year. **12/22** Club record seven Seahawks voted to the Pro Bowl (DE Michael Bennett, S Kam Chancellor, WR Tyler Lockett, CB Richard Sherman, S Earl Thomas, LB Bobby Wagner, QB Russell Wilson). **12/27** Seattle set a CenturyLink Field record with an attendance of 69,080 versus St. Louis. In that game, the Seahawks had an NFL record 62-game streak of holding a lead at some point in the game snapped.



2016 — 1/3 Ended 2015 leading the NFL in defensive scoring for the fourth-straight season. Russell Wilson ended the year leading the NFL in passer rating while setting franchise single-season records for passer rating, completion percentage, yards and TDs. **1/10** The Seahawks defeated the Minnesota Vikings 10-9 in a Wild Card Playoff game advancing to their fourth-straight Divisional round. The temperature at kickoff was -6 degrees, the third-coldest game in NFL history. **1/31** DE Michael Bennett (defensive) and QB Russell Wilson (offensive) each named MVP of the Pro Bowl. **2/19** New FieldTurf Revolution 360 installed at CenturyLink Field. **3/11** Jermaine Kearse signed multi-year contract. **3/17** Jeff Richards promoted to VP of Marketing. **4/28** Selected G Germain Ifedi in the first round (31st overall) of the NFL Draft. **5/5** Placed RB Marshawn Lynch on the reserve/retired list. **5/12** WR Ricardo Lockett announced his retirement. **6/29** Doug Baldwin signed multi-year extension with the Seahawks.



CAREER TOP 10

GAMES PLAYED

Player, Seasons	No.
1 Joe Nash, 1982-96	218
2 Mack Strong, 1994-07	201
3 Steve Largent, 1976-89	200
4 Walter Jones, 1997-2009	180
5 Jacob Green, 1980-91	178
6 Jeff Bryant, 1982-93	175
7 Eugene Robinson, 1985-95	170
8 Cortez Kennedy, 1990-00	167
9 Dave Brown, 1976-86	159
10 Chris Gray, 1998-08	158

GAMES STARTED

Player, Seasons	No.
1 Steve Largent, 1976-89	197
2 Walter Jones, 1997-2009	180
3 Jacob Green, 1980-91	176
4 Joe Nash, 1982-96	169
5 Jeff Bryant, 1982-93	167
6 Dave Brown, 1976-86	159
7 Cortez Kennedy, 1990-00	153
8 Eugene Robinson, 1985-95	152
9 Chris Gray, 1998-08	145
10 Keith Butler, 1978-87	132

POINTS SCORED

Player, Seasons	No.
1 Norm Johnson, 1982-90	810
2 Shaun Alexander, 2000-07	672
3 Steven Hauschka, 2011-	631
4 Steve Largent, 1976-89	608
5 Josh Brown, 2003-07	571
6 Todd Peterson, 1995-99	555
7 Marshawn Lynch, 2010-15	392
8 Curt Warner, 1983-89	372
9 John Kasay, 1991-94	341
10 Efren Herrera, 1978-81	331

TOTAL TOUCHDOWNS

Player, Seasons	No.
1 Shaun Alexander, 2000-07	112
2 Steve Largent, 1976-89	101
3 Marshawn Lynch, 2010-15	65
4 Curt Warner, 1983-89	62
5 Chris Warren, 1990-97	48
6 Darrell Jackson, 2000-06	47
7 Joey Galloway, 1995-99	42
8 Sherman Smith, 1976-82	38
9 Daryl Turner, 1984-87	36
10 Brian Blades, 1988-98	34

FIELD GOALS

Player, Seasons	No.
1 Norm Johnson, 1982-90	159
2 Steven Hauschka, 2011-	142
3 Todd Peterson, 1995-99	126
4 Josh Brown, 2003-07	116
5 John Kasay, 1991-94	82
6 Olindo Mare, 2008-10	73
7 Efren Herrera, 1978-81	64
8 Rian Lindell, 2000-02	58
9 John Leypoldt, 1976-77	17
10 Kris Heppner, 2000	6

FIELD GOAL ATTEMPTS

Player, Seasons	No.
1 Norm Johnson, 1982-90	228
2 Steven Hauschka, 2011-	160
3 Todd Peterson, 1995-99	154
4 Josh Brown, 2003-07	145
5 John Kasay, 1991-94	105
6 Efren Herrera, 1978-81	92
7 Olindo Mare, 2008-10	83
8 Rian Lindell, 2000-02	78
9 John Leypoldt, 1976-77	30
10 Kris Heppner, 2000	9

POINT AFTER TOUCHDOWNS

Player, Seasons	No.
1 Norm Johnson, 1982-90	333
2 Josh Brown, 2003-07	223
3 Steven Hauschka, 2011-	205
4 Todd Peterson, 1995-99	177
5 Efren Herrera, 1978-81	139
6 Rian Lindell, 2000-02	96
7 John Kasay, 1991-94	95
8 Olindo Mare, 2008-10	89
9 John Leypoldt, 1976-78	52
10 Wilson Alvarez, 1981	14

PAT ATTEMPTS

Player, Seasons	No.
1 Norm Johnson, 1982-90	338
2 Josh Brown, 2003-07	224
3 Steven Hauschka, 2011-	211
4 Todd Peterson, 1995-99	177
5 Efren Herrera, 1978-81	148
6 John Kasay, 1991-94	97
7 Rian Lindell, 2000-02	96
8 Olindo Mare, 2008-	89
9 John Leypoldt, 1976-78	59
10 Wilson Alvarez, 1981	15

RUSHING ATTEMPTS

Player, Seasons	No.
1 Shaun Alexander, 2000-07	2,176
2 Curt Warner, 1983-89	1,649
3 Chris Warren, 1990-97	1,559
4 Marshawn Lynch, 2010-15	1,457
5 John L. Williams, 1986-93	1,148
6 Ricky Watters, 1998-01	994
7 Sherman Smith, 1976-82	810
8 Maurice Morris, 2002-08	604
9 Dan Doornink, 1979-85	463
10 Russell Wilson, 2012-	411

RUSHING YARDS

Player, Seasons	No.
1 Shaun Alexander, 2000-07	9,429
2 Chris Warren, 1990-97	6,706
3 Curt Warner, 1983-89	6,705
4 Marshawn Lynch, 2010-15	6,347
5 John L. Williams, 1986-93	4,579
6 Ricky Watters, 1998-01	4,009
7 Sherman Smith, 1976-82	3,429
8 Maurice Morris, 2002-08	2,612
9 Russell Wilson, 2012-	2,430
10 Dan Doornink, 1979-85	1,530

RUSHING TOUCHDOWNS

Player, Seasons	No.
1 Shaun Alexander, 2000-07	100
2 Marshawn Lynch, 2010-15	57
3 Curt Warner, 1983-89	55
4 Chris Warren, 1990-97	44
5 Sherman Smith, 1976-82	28
6 Ricky Watters, 1998-01	22
7 Derrick Fenner, 1989-91	19
David Sims, 1977-79	19
9 Jim Zorn, 1976-84	17
John L. Williams, 1986-93	17

PASSING ATTEMPTS

Player, Seasons	No.
1 Matt Hasselbeck, 2001-10	4,250
2 Dave Krieg, 1980-91	3,576
3 Jim Zorn, 1976-84	2,992
4 Russell Wilson, 2012-	1,735
5 Rick Mirer, 1993-96	1,523
6 Jon Kitna, 1997-00	1,128
7 Warren Moon, 1997-98	786
8 Seneca Wallace, 2003-09	556
9 Tarvaris Jackson, 2011, 2013-15	470
10 Kelly Stouffer, 1988-92	437

PASSING COMPLETIONS

Player, Seasons	No.
1 Matt Hasselbeck, 2001-10	2,559
2 Dave Krieg, 1980-91	2,096
3 Jim Zorn, 1976-84	1,593
4 Russell Wilson, 2012-	1,123
5 Rick Mirer, 1993-96	814

PASSING COMPLETIONS, continued

6 Jon Kitna, 1997-00	658
7 Warren Moon, 1997-98	458
8 Seneca Wallace, 2003-09	333
9 Tarvaris Jackson, 2011, 2013-15	286
10 John Friesz, 1995-98	228

PASSING YARDS

Player, Seasons	No.
1 Matt Hasselbeck, 2001-10	29,434
2 Dave Krieg, 1980-91	26,132
3 Jim Zorn, 1976-84	20,122
4 Russell Wilson, 2012-	13,974
5 Rick Mirer, 1993-96	9,094
6 Jon Kitna, 1997-00	7,552
7 Warren Moon, 1997-98	5,310
8 Seneca Wallace, 2003-09	3,547
9 Tarvaris Jackson, 2011, 2013-15	3,279
10 John Friesz, 1995-98	2,971

TOUCHDOWN PASSES

Player, Seasons	No.
1 Dave Krieg, 1980-91	195
2 Matt Hasselbeck, 2001-10	174
3 Jim Zorn, 1976-84	107
4 Russell Wilson, 2012-	106
5 Jon Kitna, 1997-00	49
6 Rick Mirer, 1993-96	41
7 Warren Moon, 1997-98	36
8 Seneca Wallace, 2003-09	25
9 John Friesz, 1995-98	16
10 Tarvaris Jackson, 2011, 2013-15	15

PASSES HAD INTERCEPTED

Player, Seasons	No.
1 Dave Krieg, 1980-91	148
2 Jim Zorn, 1976-84	133
3 Matt Hasselbeck, 2001-10	128
4 Rick Mirer, 1993-96	56
5 Jon Kitna, 1997-00	45
6 Russell Wilson, 2012-	34
7 Warren Moon, 1997-98	24
8 Kelly Stouffer, 1988-92	19
9 Jeff Kemp, 1987-91	18
10 Trent Dilfer, 2001-04	14
Steve Myer, 1976-79	14
Seneca Wallace, 2003-09	14

TIMES SACKED

Player, Seasons	No.
1 Dave Krieg, 1980-91	341
2 Matt Hasselbeck, 2001-10	307
3 Jim Zorn, 1976-84	201
4 Russell Wilson, 2012-	164
5 Rick Mirer, 1993-96	138
6 Jon Kitna, 1997-00	79
7 Warren Moon, 1997-98	52
8 Kelly Stouffer, 1988-92	50
9 Seneca Wallace, 2003-09	43
Tarvaris Jackson, 2011, 2013-15	43

QUARTERBACK RATING (MINIMUM 100 ATTEMPTS)

Player, Seasons	No.
1 Russell Wilson, 2012-	101.8
2 Seneca Wallace, 2003-09	83.1
3 Dave Krieg, 1980-91	82.3
4 Matt Hasselbeck, 2001-10	82.2
5 Warren Moon, 1997-98	81.3
6 Tarvaris Jackson, 2011, 2013-15	81.0
7 Brock Huard, 1999-01	80.1
8 John Friesz, 1995-98	78.3
9 Jon Kitna, 1997-00	76.3
10 Trent Dilfer, 2001-04	72.5

PASS RECEPTIONS

Player, Seasons	No.
1 Steve Largent, 1976-89	819
2 Brian Blades, 1988-98	581
3 John L. Williams, 1986-93	471
4 Darrell Jackson, 2000-06	441
5 Bobby Engram, 2001-08	399
6 Joey Galloway, 1995-99	283
7 Doug Baldwin, 2011-	274
8 Koren Robinson, 2001-04, 08	244
9 Sam McCullum, 1976-81	232
10 Mack Strong, 1994-07	218

RECEIVING YARDS

Player, Seasons	No.
1 Steve Largent, 1976-89	13,089
2 Brian Blades, 1988-98	7,620
3 Darrell Jackson, 2000-06	6,445
4 Bobby Engram, 2001-08	4,859
5 Joey Galloway, 1995-99	4,457
6 John L. Williams, 1986-93	4,151
7 Doug Baldwin, 2011-	3,826
8 Koren Robinson, 2001-04, 08	3,567
9 Sam McCullum, 1976-81	3,409
10 Deion Branch, 2006-10	2,347

RECEIVING TOUCHDOWNS

Player, Seasons	No.
1 Steve Largent, 1976-89	100
2 Darrell Jackson, 2000-06	47
3 Joey Galloway, 1995-99	37
4 Daryl Turner, 1984-87	36
5 Brian Blades, 1988-98	34
6 Doug Baldwin, 2010-	29
7 Sam McCullum, 1976-81	21
8 Bobby Engram, 2001-08	18
9 John L. Williams, 1986-93	16
10 Jerramy Stevens, 2002-06	15
Nate Burleson, 2006-09	15
Golden Tate, 2010-13	15
Deion Branch, 2006-10	15

INTERCEPTIONS

Player, Seasons	No.
1 Dave Brown, 1976-86	50
2 Eugene Robinson, 1985-95	42
3 John Harris, 1978-85	41
4 Kenny Easley, 1981-87	32
5 Richard Sherman, 2011-	26
6 Marcus Trufant, 2003-12	21
Earl Thomas, 2010-	21
8 Darryl Williams, 1996-99	20
Shawn Springs, 1997-03	20
10 Keith Simpson, 1978-85	19

INTERCEPTION RETURN YARDS

Player, Seasons	No.
1 Dave Brown, 1976-86	643
2 Eugene Robinson, 1985-95	586
3 Kenny Easley, 1981-87	538
4 John Harris, 1978-85	425
5 Darryl Williams, 1996-99	402
6 Marcus Trufant, 2003-12	370
7 Keith Simpson, 1978-85	338
Richard Sherman, 2011-	338
9 Brandon Browner, 2011-13	308
10 Earl Thomas, 2010-	290

INTERCEPTION RETURN FORTD

Player, Seasons	No.
1 Dave Brown, 1976-86	5
2 Keith Simpson, 1978-85	3
Kenny Easley, 1981-87	3
Willie Williams, 1997-03	3
Josh Wilson, 2007-09	3
6 John Harris, 1978-85	2
Jacob Green, 1980-91	2
Terry Taylor, 1984-88, 1994	2
Darryl Williams, 1996-99	2
Darrin Smith, 1998-99	2
Shawn Springs, 1997-03	2
Reggie Tongue, 2000-03	2
Anthony Simmons, 1998-04	2
Lofa Tatupu, 2005-10	2
Marcus Trufant, 2003-12	2
Brandon Browner, 2011-13	2
Richard Sherman, 2011-	2
Bruce Irvin, 2012-15	2

PUNTS

Player, Seasons	No.
1 Jon Ryan, 2008-	607
2 Rick Tuten, 1991-97	554
3 Jeff Feagles, 1998-02	385
4 Jeff West, 1981-85	299
5 Herman Weaver, 1977-80	257
6 Ruben Rodriguez, 1987-89	192
7 Ryan Plackemeier, 2006-08	181
8 Tom Rouen, 2003-05	154
9 Rick Engles, 1976-77	84
10 Rick Donnelly, 1990-91	80

PUNTING YARDS

Player, Seasons	No.
1 Jon Ryan, 2008-	27,225
2 Rick Tuten, 1991-97	24,266
3 Jeff Feagles, 1998-02	16,225
4 Jeff West, 1981-85	11,518
5 Herman Weaver, 1977-80	10,182
6 Ruben Rodriguez, 1987-89	7,733
7 Ryan Plackemeier, 2006-08	7,664
8 Tom Rouen, 2003-05	6,394
9 Rick Donnelly, 1990-91	3,227
10 Rick Engles, 1976-77	3,204

INSIDE THE 20

Player, Seasons	No.
1 Jon Ryan, 2008-	221
2 Rick Tuten, 1991-97	147
3 Jeff Feagles, 1998-02	133
4 Jeff West, 1981-85	73
5 Tom Rouen, 2003-05	59
6 Ryan Plackemeier, 2006-08	57
7 Herman Weaver, 1977-80	48
Ruben Rodriguez, 1987-89	48
9 Rick Donnelly, 1990-91	19
10 Rick Engles, 1976-77	13

TOUCHBACKS

Player, Seasons	No.
1 Jon Ryan, 2008-	51
2 Rick Tuten, 1991-97	45
3 Jeff Feagles, 1998-02	30
4 Jeff West, 1981-85	28
5 Ryan Plackemeier, 2006-08	21
6 Herman Weaver, 1977-80	20
7 Ruben Rodriguez, 1987-89	17
8 Tom Rouen, 2003-05	11
9 Rick Donnelly, 1990-91	9
10 Vince Gamache, 1986	7

HAD BLOCKED

Player, Seasons	No.
1 Herman Weaver, 1977-80	6
2 Jon Ryan, 2008-	4
3 Rick Engles, 1976-77	3
4 Kyle Richardson, 1997	2
Rick Tuten, 1991-97	2
Jeff Feagles, 1998-02	2
Tom Rouen, 2003-05	2
8 Ruben Rodriguez, 1987-89	1
Donnie Jones, 2004	1
Ken Walter, 2004	1

PUNT RETURNS

Player, Seasons	No.
1 Nate Burleson, 2006-09	125
2 Leon Washington, 2010-12	104
3 Chris Warren, 1990-97	94
4 Bobby Joe Edmonds, 1986-88	89
5 Joey Galloway, 1995-99	79

PUNT RETURNS continued

6 Paul Johns, 1981-84	74
7 Charlie Rogers, 1999-01	73
8 Bobby Ingram, 2001-08	70
9 Golden Tate, 2010-13	68
10 Kelvin Martin, 1993-94	65

FAIR CATCHES

Player, Seasons	No.
1 Bobby Ingram, 2001-08	70
2 Chris Warren, 1990-97	60
3 Leon Washington, 2010-12	41
4 Charlie Rogers, 1999-01	40
5 Kelvin Martin, 1993-94	35
6 Jimmy Williams, 2005-06	31
7 Bobby Joe Edmonds, 1986-88	26
8 Paul Johns, 1981-84	23
Joey Galloway, 1995-99	23
Bryan Walters, 2012-14	23

PUNT RETURN YARDS

Player, Seasons	No.
1 Nate Burleson, 2006-09	1,288
2 Leon Washington, 2010-12	1,069
3 Bobby Joe Edmonds, 1986-88	1,010
4 Charlie Rogers, 1999-01	925
5 Paul Johns, 1981-84	843
6 Joey Galloway, 1995-99	823
7 Chris Warren, 1990-97	819
8 Golden Tate, 2010-13	787
9 Bobby Ingram, 2001-08	773
10 Kelvin Martin, 1993	550

PUNT RETURN TD'S

Player, Seasons	No.
1 Joey Galloway, 1995-99	4
2 Paul Johns, 1981-84	2
Bobby Ingram, 2001-08	2
Nate Burleson, 2006-09	2
5 Will Lewis, 1980-81	1
Bobby Joe Edmonds, 1986-88	1
Chris Warren, 1990-97	1
Charlie Rogers, 1999-01	1
Tyler Lockett, 2015-	1

KICKOFF RETURNS

Player, Seasons	No.
1 Steve Broussard, 1995-98	165
2 Charlie Rogers, 1999-01	134
3 Maurice Morris, 2002-08	129
4 Leon Washington, 2010-12	127
5 Bobby Joe Edmonds, 1986-88	101
6 Josh Wilson, 2007-09	94
7 Chris Warren, 1990-97	86
8 Randall Morris, 1984-88	82
9 Al Hunter, 1977-80	78
10 Josh Scobey, 2005-07	76

KICKOFF RETURN YARDS

Player, Seasons	No.
1 Steve Broussard, 1995-98	3,900
2 Leon Washington, 2010-12	3,329
3 Charlie Rogers, 1999-01	3,214
4 Maurice Morris, 2002-08	2,843
5 Josh Wilson, 2007-09	2,350
6 Bobby Joe Edmonds, 1986-88	2,228
7 Chris Warren, 1990-97	1,794
8 Al Hunter, 1977-80	1,717
9 Josh Scobey, 2005-07	1,641
10 Randall Morris, 1984-88	1,621

KICKOFF RETURN TD'S

Player, Seasons	No.
1 Leon Washington, 2010-12	4
2 Zachary Dixon, 1983-84	1
James Jefferson, 1989-93	1
Jon Vaughn, 1993-94	1
Steve Broussard, 1995-98	1
Charlie Rogers, 1999-01	1
Maurice Morris, 2002-08	1
Nate Burleson, 2006-09	1
Josh Wilson, 2007-09	1
Tyler Lockett, 2015-	1

FUMBLES

Player, Seasons	No.
1 Dave Krieg, 1980-91	108
2 Matt Hasselbeck, 2001-10	55
3 Jim Zorn, 1976-84	48
4 Jon Kitna, 1997-00	38
5 Curt Warner, 1983-89	36
6 Russell Wilson, 2012-	34
7 Shaun Alexander, 2000-07	31
8 Chris Warren, 1990-97	26
9 Rick Mirer, 1993-96	24
10 Sherman Smith, 1976-82	22

OWN FUMBLE RECOVERIES

Player, Seasons	No.
1 Dave Krieg, 1980-91	27
2 Jon Kitna, 1997-00	20
3 Russell Wilson, 2012-	16
4 Matt Hasselbeck, 2001-10	14
5 Curt Warner, 1983-89	13
Shaun Alexander, 2000-07	13
7 Jim Zorn, 1976-84	12
8 Chris Warren, 1990-97	10
9 John L. Williams, 1986-93	9
10 Sherman Smith, 1976-82	7
Edwin Bailey, 1981-91	7
Rick Mirer, 1993-96	7

FORCED FUMBLES

Player, Seasons	No.
1 Jacob Green, 1980-91	28
2 Michael Sinclair, 1991-01	25
3 Rufus Porter, 1988-94	14
4 Joe Nash, 1982-96	13
Cortez Kennedy, 1990-00	13
Bruce Scholtz, 1982-88	13
7 Jeff Bryant, 1982-93	12
8 Keith Butler, 1978-87	11
Keith Simpson, 1978-85	11
Chad Brown, 1997-04	11

FUMBLE RECOVERIES

Player, Seasons	No.
1 Jacob Green, 1980-91	17
2 Eugene Robinson, 1985-95	14
3 Chad Brown, 1997-04	13
4 Dave Brown, 1976-86	11
John Harris, 1978-85	11
Jeff Bryant, 1982-93	11
7 Kenny Easley, 1981-87	9
Greg Gaines, 1981, 1983-88	9
Shelton Robinson, 1982-85	9
Terry Wooden, 1990-96	9
Michael Sinclair, 1991-01	9

FUMBLE RETURN YARDS

Player, Seasons	No.
1 Chad Brown, 1997-04	96
2 Michael Sinclair, 1991-01	94
3 Corey Harris, 1995-96	85
Shawn Springs, 1997-03	85
5 Antonio Edwards, 1993-97	83
6 Jacob Green, 1980-91	79
Nick Reed, 2009	79
8 Carlton Gray, 1993-96	62
John Harris, 1978-85	62
10 Kelly Herndon, 2005-06	61

FUMBLE RETURN TD'S

Player, Seasons	No.
1 Chad Brown, 1997-04	3
2 Jacob Green, 1980-91	2
Shelton Robinson, 1982-85	2
Michael Sinclair, 1991-01	2
Bobby Wagner, 2012-	2
6 24 tied with (last: Cary Williams in 2015)	1

TACKLES

Player, Seasons	No.
1 Eugene Robinson, 1985-95	984
2 Keith Butler, 1978-87	813
3 Joe Nash, 1982-96	779
4 Chad Brown, 1997-04	744
5 Jacob Green, 1980-91	718
6 Jeff Bryant, 1982-93	689
7 Dave Brown, 1976-86	684
8 Cortez Kennedy, 1990-00	668
9 John Harris, 1978-85	649
10 Marcus Trufant, 2003-12	638

QUARTERBACK SACKS

Player, Seasons	No.
1 Jacob Green, 1980-91	116.0
2 Michael Sinclair, 1991-01	73.5
3 Jeff Bryant, 1982-93	63.0
4 Cortez Kennedy, 1990-00	58.0
5 Chad Brown, 1997-04	48.0
6 Joe Nash, 1982-96	47.5
7 Chris Clemons, 2010-13	38.0
8 Rufus Porter, 1988-94	37.5
9 Rocky Bernard, 2002-08	29.0
10 Michael Bennett, 2013-	25.5

YARDS LOST ON SACKS

Player, Seasons	No.
1 Jacob Green, 1980-91	753.0
2 Jeff Bryant, 1982-93	469.0
3 Michael Sinclair, 1991-01	417.0
4 Cortez Kennedy, 1990-00	392.0
5 Joe Nash, 1982-96	312.0
Rufus Porter, 1988-94	312.0
7 Chris Clemons, 2010-13	290.0
8 Chad Brown, 1997-04	284.5
9 Rocky Bernard, 2002-08	182.0
10 John Randle, 2001-03	181.5

BLOCKED PUNTS**RETURNED FOR TOUCHDOWNS**

Player, Seasons	No.
1 Steve Raible, 1976-81	1
Autry Beamon, 1977-79	1
Jessie Green, 1979-80	1
Eric Lane, 1981-87	1
Sam Merriman, 1983-87	1
Paul Moyer, 1983-89	1
Terry Taylor, 1984-88, 1994	1
Eugene Robinson, 1985-95	1
Alex Bannister, 2001-05	1
Earl Thomas, 2010-	1
Michael Robinson, 2010-13	1
Malcolm Smith, 2011-14	1
Mike Morgan, 2011-	1

BLOCKED PUNTS

Player, Seasons	No.
1 Kerry Justin, 1978-83, 1986-87	3
2 Don Dufek, 1976-77, 1979	2
Sam Merriman, 1983-87	2
Fredd Young, 1984-87	2
Patrick Hunter, 1986-94	2
Doug Baldwin, 2010-	2
6 15 tied with (last: Jermaine Kearsse in 2013)	1

BLOCKED PAT'S

Player, Seasons	No.
1 Mike White, 1981-82	3
2 Jeff Bryant, 1982-93	2
Jacob Green, 1980-91	2
Joe Nash, 1982-96	2
5 Dennis Boyd, 1977-79, 1981-82	1
Brian Fiones, 1981-82	1
Terry Wooden, 1990-96	1
Red Bryant, 2008-13	1

BLOCKED FIELD GOALS

Player, Seasons	No.
1 Joe Nash, 1982-96	8
Craig Terrill, 2004-10	8
3 Red Bryant, 2008-13	4
4 Jeff Bryant, 1982-93	3
5 Dennis Boyd, 1977-79, 1981-82	2
Jacob Green, 1980-91	2
Mike White, 1981-82	2
8 17 players tied with	1

BLOCKED FIELD GOALS**RETURNED FOR TOUCHDOWN**

Player, Seasons	No.
1 Byron Walker, 1982-86	1
Vernon Dean, 1988	1
Robert Blackmon, 1990-96	1
Shawn Springs, 1997-03	1
Richard Sherman, 2011-	1

RETURN TOUCHDOWNS

(TDs scored via Interception, Punt, Kickoff, Fumble, Blocked Punt, or Blocked FG)

Player, Seasons	No.
1 Dave Brown, 1976-86	5
2 Jacob Green, 1980-91	4
Joey Galloway, 1995-99	4
Shawn Springs, 1997-03	4
Willie Williams, 1997-03	4
Josh Wilson, 2007-09	4
Leon Washington, 2010-12	4
8 Kenny Easley, 1981-87	3
Keith Simpson, 1978-86	3
Terry Taylor, 1984-88, 1994	3
Chad Brown, 1997-04	3
Nate Burleson, 2006-09	3
Richard Sherman, 2011-	3

YEARLY LEADERS

TOUCHDOWNS

		G	Tot.	Rush	Rec.	Ret.	PAT	Pts.
1976	Sherman Smith	12	5	4	1	0	0/0	30
1977	Steve Largent	14	10	0	10	0	0/0	60
1978	David Sims	12	15*	14*	1	0	0/0	90*
1979	Sherman Smith	16	15	11	4	0	0/0	90
1980	Jim Jodet	16	6	5	1	0	0/0	36
1981	Steve Largent	16	10	1	9	0	0/0	60
1982	Steve Largent	8	3	0	3	0	0/0	18
1983	Curt Warner	16	14+	13	1	0	0/0	84
1984	Steve Largent	16	12	0	12	0	0/0	72
1985	Daryl Turner	16	13	0	13*	0	0/0	78
1986	Curt Warner	16	13	13+	0	0	0/0	78
1987	Curt Warner	12	10	8	2	0	0/0	60
1988	Curt Warner	16	12	10	2	0	0/0	72
1989	John L. Williams	15	7	1	6	0	0/0	42
1990	Derrick Fenner	16	15+	14+	1	0	0/0	90
1991	John L. Williams	16	5	4	1	0	0/0	30
1992	Tommy Kane	11	3	0	3	0	0/0	18
	Chris Warren	16	3	3	0	0	0/0	18
	John L. Williams	16	3	1	2	0	0/0	18
1993	Chris Warren	14	7	7	0	0	0/0	42
1994	Chris Warren	16	11	9	2	0	1/1	68
1995	Chris Warren	16	16	15+	1	0	0/1	96
1996	Lamar Smith	16	8	8	0	0	3/3	54
	Joey Galloway	16	8	0	7	1	0/0	48
1997	Joey Galloway	15	12	0	12+	0	0/0	72
1998	Joey Galloway	16	12	0	10+	2	0/0	72
1999	Derrick Mayes	16	10	0	10	0	0/0	60
2000	Ricky Watters	16	9	7	2	0	0/0	54
2001	Shaun Alexander	16	16	14+	2	0	0/0	96+
2002	Shaun Alexander	16	18^	16^	2	0	0/0	108^
2003	Shaun Alexander	16	16	14	2	0	0/0	96
2004	Shaun Alexander	16	20*	16^	4	0	0/0	120*
2005	Shaun Alexander	16	28*	27*	1	0	0/0	168*
2006	Darrell Jackson	13	10	0	10	0	0/0	60
2007	Nate Burleson	16	11	0	9	2	0/0	66
2008	T.J. Duckett	16	8	8	0	0	0/0	48
2009	John Carlson	16	7	0	7	0	0/0	42
2010	Marshawn Lynch	12	6	6	0	0	0/0	36
2011	Marshawn Lynch	15	13	12	1	0	0/0	78
2012	Marshawn Lynch	16	12	11	1	0	0/0	72
2013	Marshawn Lynch	16	14	12*	2	0	0/0	84
2014	Marshawn Lynch	16	17*	13*	4	0	0/0	102*
2015	Doug Baldwin	16	14*	0	14*	0	0/0	84*

* Led NFL; + Led AFC; ^ Led NFC

KICK SCORING

		G	PATs	FGs	Pts.
1976	John Leyboldt	11	19-22	8-12	43
1977	John Leyboldt	14	33-37	9-18	60
1978	Efren Herrera	16	40-44	13-21	79
1979	Efren Herrera	16	43-46	19-23	100
1980	Efren Herrera	16	33-33	20-31	93
1981	Efren Herrera	12	23-25	12-17	59
1982	Norm Johnson	9	13-14	10-14	43
1983	Norm Johnson	16	49-50	18-25	103
1984	Norm Johnson	16	50-51	20-24	110
1985	Norm Johnson	16	40-41	14-25	82
1986	Norm Johnson	16	42-42	22-35*	108
1987	Norm Johnson	13	40-40	15-20	85
1988	Norm Johnson	16	39-39	22-28	105
1989	Norm Johnson	16	27-27	15-25	72

1990	Norm Johnson	16	33-34	23-32	102
1991	John Kasay	16	27-28	25-31	102
1992	John Kasay	16	14-14	14-22	56
1993	John Kasay	16	29-29	23-28	98
1994	John Kasay	16	25-26	20-24	85
1995	Todd Peterson	16	40-40	23-28	109
1996	Todd Peterson	16	27-27	28-34	111
1997	Todd Peterson	16	37-37	22-28	103
1998	Todd Peterson	16	41-41	19-24	98
1999	Todd Peterson	16	32-32	34-40	134
2000	Rian Lindell	12	25-25	15-17	70
2001	Rian Lindell	16	33-33	20-32	93
2002	Rian Lindell	16	38-38	23-29	107
2003	Josh Brown	16	48-48	22-30	114
2004	Josh Brown	16	40-40	23-25	109
2005	Josh Brown	16	56-57	18-25	110
2006	Josh Brown	16	36-36	25-31	111
2007	Josh Brown	16	43-43	28-34	127
2008	Olindo Mare	16	30-30	24-27	102
2009	Olindo Mare	16	28-28	24-26	100
2010	Olindo Mare	16	31-31	25-30	106
2011	Steven Hauschka	16	34-34	25-30	109
2012	Steven Hauschka	16	46-48	24-27	118
2013	Steven Hauschka	16	44-44	33-35	143 [^]
2014	Steven Hauschka	16	41-41	31-37	134
2015	Steven Hauschka	16	40-44	29-31	127

[^] Led NFC

RUSHING

		G	Att.	Yds.	Avg.	LG	TD
1976	Sherman Smith	12	119	537	4.5	53t	4
1977	Sherman Smith	14	163	763	4.7	39	4
1978	Sherman Smith	12	165	805	4.9	67t	6
1979	Sherman Smith	16	194	775	4.0	41t	11
1980	Jim Jodat	16	155	632	4.1	26	5
1981	Theotis Brown	10	141	531	3.8	43t	6
1982	Sherman Smith	9	63	202	3.2	19	0
1983	Curt Warner	16	335+	1449+	4.3	60	13
1984	David Hughes	16	94	327	3.3	15	1
1985	Curt Warner	16	291	1094	3.8	38t	8
1986	Curt Warner	16	319+	1481+	4.6	60t	13+
1987	Curt Warner	12	234	985	4.2	57t	8
1988	Curt Warner	16	266	1025	3.9	29t	10
1989	Curt Warner	16	194	631	3.3	34	3
1990	Derrick Fenner	16	215	859	4.0	36t	14*
1991	John L. Williams	16	188	741	3.9	42	4
1992	Chris Warren	16	223	1017	4.6	52	3
1993	Chris Warren	14	273	1072	3.9	45t	7
1994	Chris Warren	16	333	1545+	4.6+	41	9
1995	Chris Warren	16	310	1346	4.3	52	15+
1996	Chris Warren	14	203	885	4.2	51	5
1997	Chris Warren	15	200	847	4.2	36t	4
1998	Ricky Watters	16	319	1239	3.9	39t	9
1999	Ricky Watters	16	325	1210	3.7	45	5
2000	Ricky Watters	16	278	1242	4.5	55t	7
2001	Shaun Alexander	16	309	1318	4.3	88t	14+
2002	Shaun Alexander	16	295	1175	4.0	58	16 [^]
2003	Shaun Alexander	16	326	1435	4.4	55	14
2004	Shaun Alexander	16	353	1696 [^]	4.8 [^]	44	16 [^]
2005	Shaun Alexander	16	370	1880*	5.1	88t	27!*
2006	Shaun Alexander	10	252	896	3.6	33t	7
2007	Shaun Alexander	13	207	716	3.5	25	4
2008	Julius Jones	15	158	698	4.4	33	2
2009	Julius Jones	14	177	633	3.7	62t	2
2010	Marshawn Lynch	12	165	573	3.5	39	6
2011	Marshawn Lynch	15	285	1204	4.2	47	12
2012	Marshawn Lynch	16	315	1,590	5.0	77t	11
2013	Marshawn Lynch	16	301	1,257	4.2	43	12*

RUSHING (CONTINUED)

		G	Att.	Yds.	Avg.	LG	TD
2014	Marshawn Lynch	16	280	1,306	4.7	79t	13*
2015	Thomas Rawls	13	147	830	5.6	69t	4

! NFL single-season record; * Led NFL; + Led AFC; ^ Led NFC

PASSING

		G/S	Att.	Comp.	Yds.	Pct.	TD	Int.	Rate
1976	Jim Zorn	14/14	439*	208	2571	47.3	12	27	49.5
1977	Jim Zorn	10/10	251	104	1683	41.4	16	19	54.3
1978	Jim Zorn	16/16	443+	248+	3283+	56.0	15	20	72.2
1979	Jim Zorn	16/16	505	285	3661	56.4	20	18	77.7
1980	Jim Zorn	16/16	488	276	3346	56.6	17	20	72.3
1981	Jim Zorn	13/13	397	236	2788	59.4	13	9	82.3
1982	Jim Zorn	9/7	245	126	1540	51.4	7	11	62.0
1983	Dave Krieg	9/8	243	147	2139	60.5	18	11	95.0
1984	Dave Krieg	16/16	480	276	3671	57.5	32	24	83.3
1985	Dave Krieg	16/16	532	285	3602	53.6	27	20	76.2
1986	Dave Krieg	15/15	375	225	2921	60.0	21	11	91.0
1987	Dave Krieg	12/12	294	178	2131	60.5	23	15	87.6
1988	Dave Krieg	9/9	228	134	1741	58.8	18	8*	94.6
1989	Dave Krieg	15/14	499	286	3309	57.3	21	20	74.8
1990	Dave Krieg	16/16	448	265	3194	59.2	15	20	73.6
1991	Dave Krieg	10/9	285	187	2080	65.6*	11	12	82.5
1992	Stan Gelbaugh	10/8	255	121	1307	47.5	6	11	52.9
1993	Rick Mirer	16/16	486	274	2833	56.4	12	17	67.0
1994	Rick Mirer	13/13	381	195	2151	51.2	11	7*	70.2
1995	Rick Mirer	15/13	391	209	2564	53.5	13	20+	63.7
1996	John Friesz	8/6	211	120	1629	56.9	8	4	86.4
1997	Warren Moon	15/14	528	313	3678	59.3	25	16	83.7
1998	Warren Moon	10/10	258	145	1632	56.2	11	8	76.6
1999	Jon Kitna	15/15	495	270	3346	54.5	23	16	77.7
2000	Jon Kitna	15/12	418	259	2658	62.0	18	19	75.6
2001	Matt Hasselbeck	13/12	321	176	2023	54.8	7	8	70.9
2002	Matt Hasselbeck	16/10	419	267	3075	63.7^	15	10	87.8
2003	Matt Hasselbeck	16/16	513	313	3841	61.0	26	15	88.8
2004	Matt Hasselbeck	14/14	474	279	3382	58.9	22	15	83.1
2005	Matt Hasselbeck	16/16	449	294	3459	65.5	24^	9	98.2^
2006	Matt Hasselbeck	12/12	371	210	2442	56.6	18	15	76.0
2007	Matt Hasselbeck	16/16	562	352	3966	62.6	28	12	91.4
2008	Seneca Wallace	10/8	242	141	1532	58.3	11	3	87.0
2009	Matt Hasselbeck	14/14	488	293	3029	60.0	17	17	75.1
2010	Matt Hasselbeck	14/14	444	266	3001	59.9	12	17	73.2
2011	Tarvaris Jackson	15/14	450	271	3091	60.2	14	13	79.2
2012	Russell Wilson	16/16	393	252	3118	64.1	26	10	100.0
2013	Russell Wilson	16/16	407	257	3357	63.1	26	9	101.2
2014	Russell Wilson	16/16	452	285	3475	63.1	20	7	95.0
2015	Russell Wilson	16/16	483	329	4024	68.1	34	8	110.1*

* Led NFL; ^ Led NFC; + Led AFC

RECEIVING

		G	No.	Yds.	Avg.	LG	TD
1976	Steve Largent	14	54	705	13.0	45	4
1977	Steve Largent	14	33	643	19.4	74t	10
1978	Steve Largent	16	71+	1168	16.5	57	18
1979	Steve Largent	15	66	1237+	18.7	55t	9
1980	Steve Largent	16	66	1064	16.1	67t	6
1981	Steve Largent	16	75	1224	16.3	57t	9
1982	Steve Largent	8	34	493	14.5	45	3
1983	Steve Largent	15	72	1074	14.9	46t	11
1984	Steve Largent	16	74	1164	15.7	65t	12
1985	Steve Largent	16	79	1287+	16.3	43	6
1986	Steve Largent	16	70	1070	15.3	38t	9
1987	Steve Largent	13	58	912	15.7	55t	8
1988	John L. Williams	16	58	651	11.2	75t	3
1989	Brian Blades	16	77	1063	13.8	60t	5
1990	John L. Williams	16	73	699	9.6	60	0
1991	Brian Blades	16	70	1003	14.3	52	2
1992	John L. Williams	16	74	556	7.5	27t	2

1993	Brian Blades	16	80	945	11.8	41	3
1994	Brian Blades	16	81	1086	13.4	41	4
1995	Brian Blades	16	77	1001	13.0	49	4
1996	Joey Galloway	16	57	987	17.3	65t	7
1997	Joey Galloway	15	72	1049	14.6	53t	12+
1998	Joey Galloway	16	65	1047	16.1	81t	10+
1999	Derrick Mayes	16	62	829	13.4	43t	10
2000	Sean Dawkins	16	63	731	11.6	40	5
	Ricky Watters	16	63	613	9.7	59	2
2001	Darrell Jackson	16	70	1081	15.4	64	8
2002	Koren Robinson	16	78	1240	15.9	83	5
2003	Darrell Jackson	16	68	1137	16.7	80t	9
2004	Darrell Jackson	16	87	1199	13.8	56t	7
2005	Bobby Engram	13	67	778	11.6	56	3
2006	Darrell Jackson	13	63	956	15.2	72t	10
2007	Bobby Engram	16	94	1147	12.2	49	6
2008	John Carlson	16	55	627	11.4	33	5
2009	T.J. Houshmandzadeh	16	79	911	11.5	53	3
2010	Mike Williams	14	65	751	11.6	68	2
2011	Doug Baldwin	16	51	788	15.5	55t	4
2012	Sidney Rice	16	50	748	15.0	46t	7
2013	Golden Tate	16	64	898	14.0	80t	5
2014	Doug Baldwin	16	66	825	12.5	49	3
2015	Doug Baldwin	16	78	1069	13.7	80t	14*

* Led NFL; + Led AFC; ^ Led NFC

RECEIVING YARDS

		G	Yds.	No.	Avg.	LG	TD
1976	Steve Largent	14	705	54	13.0	45	4
1977	Steve Largent	14	643	33	19.4	74t	10
1978	Steve Largent	16	1168	71+	16.5	57t	8
1979	Steve Largent	15	1237+	66	18.7	55t	9
1980	Steve Largent	16	1064	66	16.1	67t	6
1981	Steve Largent	16	1224	75	16.3	57t	9
1982	Steve Largent	8	493	34	14.5	45	3
1983	Steve Largent	15	1074	72	14.9	46t	11
1984	Steve Largent	16	1164	74	15.7	65t	12
1985	Steve Largent	16	1287+	79	16.3	43	6
1986	Steve Largent	16	1070	70	15.3	38t	9
1987	Steve Largent	13	912	58	15.7	55t	8
1988	Brian Blades	16	682	40	17.1	55t	8
1989	Brian Blades	16	1063	77	13.8	60	5
1990	Tommy Kane	16	776	52	14.9	63	4
1991	Brian Blades	16	1003	70	14.3	52	2
1992	John L. Williams	16	556	74	7.5	27t	2
1993	Brian Blades	16	945	80	11.8	41	3
1994	Brian Blades	16	1086	81	13.4	45	4
1995	Joey Galloway	16	1037	67	15.5	59	7
1996	Joey Galloway	16	987	57	17.3	65t	7
1997	Joey Galloway	15	1049	72	14.6	53t	12+
1998	Joey Galloway	16	1047	65	16.1	81t	10+
1999	Sean Dawkins	16	992	58	17.1	45t	7
2000	Sean Dawkins	16	731	63	11.6	40	5
2001	Darrell Jackson	16	1081	70	15.4	64	8
2002	Koren Robinson	16	1240	78	15.9	83	5
2003	Darrell Jackson	16	1137	68	16.7	80t	9
2004	Darrell Jackson	16	1199	87	13.8	56t	7
2005	Bobby Engram	13	778	67	11.6	56	3
2006	Darrell Jackson	13	956	63	15.2	72t	10
2007	Bobby Engram	16	1147	94	12.2	49	6
2008	John Carlson	16	627	55	11.4	33	5
2009	T.J. Houshmandzadeh	16	911	79	11.5	53	3
2010	Mike Williams	14	751	65	11.6	68	2
2011	Doug Baldwin	16	788	51	15.5	55t	4
2012	Sidney Rice	16	748	50	15.0	46t	7
2013	Golden Tate	16	898	64	14.0	80t	5
2014	Doug Baldwin	16	825	66	12.5	49	3
2015	Doug Baldwin	16	1069	78	13.7	80t	14*

* Led NFL; + Led AFC

INTERCEPTIONS

		G	No.	Yds.	Avg.	LG	TD
1976	Dave Brown	14	4	70	17.5	34	0
	Rolly Woolsey	14	4	19	4.7	13	0
1977	Autry Beamon	14	6	36	6.0	16	0
1978	Cornell Webster	15	5	9	1.8	14	0
1979	Dave Brown	16	5	46	9.2	32t	1
1980	Dave Brown	16	6	32	5.3	24	0
	John Harris	16	6	28	4.7	15	0
1981	John Harris	16	10+	155	15.5	42t	2+
1982	Kenny Easley	8	4	48	12.0	44	0
	John Harris	9	4	33	8.3	18	0
1983	Kenny Easley	16	7	96	13.2	38	0
1984	Kenny Easley	16	10+	126	12.6	58t	2*
1985	John Harris	16	7	20	2.9	17	0
1986	Dave Brown	16	5	58	11.6	24	1
1987	Kenny Easley	12	4	47	11.8	22	0
1988	Paul Moyer	16	6	79	13.2	34	0
1989	Eugene Robinson	16	5	24	4.8	20	0
1990	Eugene Robinson	16	3	89	29.7	39	0
	Dwayne Harper	16	3	69	23.0	47	0
1991	Eugene Robinson	16	5	56	11.2	27	0
1992	Eugene Robinson	16	7	126	18.0	49	0
1993	Eugene Robinson	16	9*	80	8.9	28	0
1994	Patrick Hunter	5	3	85	28.3	51	0
	Terry Wooden	16	3	78	26.0	69t	1
	Orlando Watters	16	3	39	13.0	18	1
	Eugene Robinson	13	3	18	6.0	18	0
1995	Robert Blackmon	13	5	46	9.2	21	0
1996	Darryl Williams	16	5	148	29.6	79	1
1997	Darryl Williams	16	8+	172	21.5	44	1
1998	Shawn Springs	16	7	142	20.3	56t	2#
1999	Shawn Springs	16	5	77	15.4	42	0
	Willie Williams	16	5	43	8.6	40t	1
2000	Jay Bellamy	16	4	132	33.0	84t	1
	Willie Williams	16	4	74	18.5	69t	1
2001	Willie Williams	16	4	24	6.0	24	0
2002	Reggie Tongue	16	5	118	23.6	46t	1
2003	Reggie Tongue	14	4	11	2.8	10	0
2004	Ken Lucas	16	6!	46	7.7	25	1
2005	Michael Boulware	16	4	107	26.8	40	0
2006	Ken Hamlin	16	3	63	21.0	37	0
2007	Marcus Trufant	16	7	150	21.4	84t	1
2008	Josh Wilson	16	4	135	33.8	75t	1
2009	David Hawthorne	16	3	9	3.0	5	0
	Deon Grant	16	3	7	2.3	7	0
2010	Earl Thomas	16	5	68	13.6	34	0
2011	Brandon Browner	16	6	220	36.7	94t	2*
2012	Richard Sherman	16	8	57	7.1	29	1
2013	Richard Sherman	16	8*	125	15.6	58t	1
2014	Richard Sherman	16	4	81	20.3	53	0
2015	Earl Thomas	16	5	67	13.4	32	0

* Led NFL; + Led AFC; # Tied AFC; ! Tied NFC

PUNTING

		G	No.	Yds.	Avg.	Net	LG	TB	I20	Blk.
1976	Rick Engles	14	80	3067	38.3	29.9	55	3	13	2
1977	Herman Weaver	13	58	2293	39.5	31.8	59	4	10	1
1978	Herman Weaver	16	66	2440	37.0	29.5	59	6	13	0
1979	Herman Weaver	16	66	2651	40.2	33.4	60	3	11	3
1980	Herman Weaver	16	67	2798	41.8	31.6	62	7	14	2
1981	Jeff West	15	66	2578	39.1	36.1+	56	2	16	0
1982	Jeff West	9	48	1835	38.2	36.7	52	3	8	0
1983	Jeff West	16	79	3115	39.5	34.6	56	10	25	0
1984	Jeff West	16	95	3567	37.5	33.3	60	10	24	0
1985	Dave Finzer	12	68	2766	40.7	34.6	61	6	12	0
1986	Vince Gamache	16	79	3048	38.6	33.0	55	7	10	0
1987	Ruben Rodriguez	12	47	1880	40.0	34.0	63	5	17	0
1988	Ruben Rodriguez	16	70	2858	40.8	36.8	68	4	14	0
1989	Ruben Rodriguez	16	75	2995	39.9	32.9	59	8	17	1

1990	Rick Donnelly	16	67	2722	40.6	34.4	54	8	18	0
1991	Rick Tuten	10	49	2106	43.0	36.9	60	3	8	0
1992	Rick Tuten	16	108*	4760*	44.1	38.7	65	8	29*	0
1993	Rick Tuten	16	90	4007	44.5	37.3	64	7	21	1
1994	Rick Tuten	16	91	3905	42.9	36.7	64	7	33	0
1995	Rick Tuten	16	83	3735	45.0*	36.5	73*	8	21	0
1996	Rick Tuten	16	85	3746	44.1	34.5	66	7	21	1
1997	Rick Tuten	11	48	2007	41.8	36.4	65	5	15	0
1998	Jeff Feagles	16	81	3570	44.1	36.5	59	12	27	0
1999	Jeff Feagles	16	84	3425	40.8	35.2	59	5	34	0
2000	Jeff Feagles	16	74	2960	40.0	36.9	57	2	24	1
2001	Jeff Feagles	16	85	3730	43.9	36.4	68	7	26	1
2002	Jeff Feagles	16	61	2542	41.7	37.0	58	4	22	0
2003	Tom Rouen	16	67	2762	41.2	37.1	61	3	29	2
2004	Tom Rouen	4	26	1093	42.0	37.8	60	1	10	0
	Donnie Jones	6	26	988	38.0	32.2	51	2	6	1
2005	Tom Rouen	12	61	2539	41.6	35.0	62	7	20	0
2006	Ryan Plackemeier	16	84	3778	45.0	37.3	72	15	25	0
2007	Ryan Plackemeier	16	86	3436	40.0	34.3	62	6	30	0
2008	Jon Ryan	15	78	3557	45.6	37.9	63	12	22	1
2009	Jon Ryan	16	88	4068	46.2	38.7	70	9	28	0
2010	Jon Ryan	16	78	3254	41.7	37.3	63	1	27	0
2011	Jon Ryan	16	95	4431	46.6	39.3	77	8	34*	0
2012	Jon Ryan	16	65	2963	45.6	40.8	73	3	30	0
2013	Jon Ryan	16	74	3159	42.7	39.2	69	5	28	2
2014	Jon Ryan	16	61	2688	44.1	38.3	66	6	28	1
2015	Jon Ryan	16	68	3105	45.7	37.9	73	7	24	0

* Led NFL; + Led AFC; #Tied AFC; !Tied NFC

PUNT RETURNS

		G	No.	FC	Yds.	Avg.	LG	TD
1976	Lyle Blackwood	11	19	2	132	6.9	26	0
1977	Walter Packer	10	20	0	131	6.5	31	0
1978	Rufus Crawford	16	34	4	284	8.4	22	0
1979	Tony Green	11	16	3	121	7.6	30	0
1980	Will Lewis	16	41	9	349	8.5	75t	1
1981	Paul Johns	16	16	4	177	11.1	34	0
1982	Paul Johns	9	19	10	210	11.1	37	0
1983	Paul Johns	11	28	5	316	11.3	75t	1*
1984	Kenny Easley	16	16	5	194	12.1	42	0
1985	Paul Skansi	12	31	7	312	10.1	32	0
1986	Bobby Joe Edmonds	15	34	14	419	12.3*	75t	1+
1987	Bobby Joe Edmonds	11	20	4	251	12.6+	40	0
1988	Bobby Joe Edmonds	16	35	8	340	9.7	41	0
1989	David Hollis	10	18	7	164	9.1	21	0
1990	Chris Warren	16	28	16	269	9.6	39	0
1991	Chris Warren	16	32	19	298	9.3	59t	1*
1992	Chris Warren	16	34	25	252	7.4	16	0
1993	Kelvin Martin	16	32	15	270	8.4	33	0
1994	Kelvin Martin	16	33	20	280	8.5	23	0
1995	Joey Galloway	16	36	12	360	10.0	89t*	1
1996	Joey Galloway	16	15	5	158	10.5	88t+	1+
1997	Ronnie Harris	13	21	12	144	6.9	19	0
1998	Joey Galloway	16	25	5	251	10.0	74t	2@
1999	Charlie Rogers	12	22	18	318	14.5*	94t*	1
2000	Charlie Rogers	15	26	12	363	14.0	43	0
2001	Charlie Rogers	13	25	10	244	9.8	34	0
2002	Bobby Engram	15	21	23	224	10.7	61t	1
2003	Bobby Engram	16	31	22	320	10.3	83t	1
2004	Maurice Morris	15	15	4	75	5.0	22	0
2005	Jimmy Williams	14	24	22	139	5.8	24	0
2006	Nate Burleson	16	34	7	322	9.5	90t	1
2007	Nate Burleson	16	58	8	658	11.3	94t	1
2008	Justin Forsett	11	23	9	227	9.9	29	0
2009	Nate Burleson	13	30	3	254	8.5	29	0
2010	Leon Washington	16	22	8	249	11.3	84	0
2011	Leon Washington	16	41	16	464	11.3	37	0
2012	Leon Washington	16	41	17	356	8.7	52	0
2013	Golden Tate	16	51	14	585	11.5	71	0

PUNT RETURNS (CONTINUED)

		G	No.	FC	Yds.	Avg.	LG	TD
2014	Bryan Walters	13	27	23	207	7.7	21	0
2015	Tyler Lockett	16	40	21	379	9.5	66	1

* Led NFL; @ Tied NFL; + Led AFC; # Tied AFC

KICKOFF RETURNS

		G	No.	Yds.	Avg.	LG	TD
1976	Oliver Ross	10	30	655	21.8	45	0
1977	Al Hunter	12	36	820	22.7	41	0
1978	Al Hunter	16	16	385	24.1	38	0
1979	Tony Green	11	20	437	21.9	31	0
1980	Will Lewis	16	25	585	23.4	54	0
1981	Will Lewis	10	20	378	18.9	36	0
1982	Horace Ivory	6	10	224	22.4	30	0
1983	Zachary Dixon	13	49*	1448*	23.4	94t	1*
1984	David Hughes	16	17	348	20.5	38	0
1985	Randall Morris	16	31	636	20.5	58	0
1986	Bobby Joe Edmonds	15	34	764	22.5	46	0
1987	Bobby Joe Edmonds	11	27	564	20.9	43	0
1988	Bobby Joe Edmonds	16	40	900	22.5	65	0
1989	James Jefferson	16	22	511	23.2	97t+	1*
1990	Chris Warren	16	23	478	20.8	71	0
1991	Chris Warren	16	35	792	22.6	55	0
1992	Chris Warren	16	28	524	18.7	34	0
1993	Michael Bates	16	30	602	20.1	46	0
1994	Michael Bates	15	26	508	19.5	38	0
1995	Steve Broussard	15	43	1062	24.7	70	0
1996	Steve Broussard	12	43	979	22.8	86	0
1997	Steve Broussard	16	50	1076	21.5	43	0
1998	Steve Broussard	15	29	781	26.9	90t	1
1999	Ahman Green	14	36	818	22.7	54	0
2000	Charlie Rogers	15	66	1629	24.7	81t	1
2001	Charlie Rogers	13	50	1120	22.4	64	0
2002	Maurice Morris	11	34	821	24.1	97t	1
2003	Maurice Morris	16	47	1007	21.4	56	0
2004	Maurice Morris	15	47	994	21.1	34	0
2005	Josh Scobey	16	59	1326	22.5	53	0
2006	Nate Burleson	16	26	643	24.7	50	0
2007	Nate Burleson	16	27	590	21.9	91t	1
2008	Josh Wilson	16	69	1753	25.4	61	0
2009	Justin Forsett	16	18	432	24.0	46	0
2010	Leon Washington	16	57	1461	25.6	101t	3*
2011	Leon Washington	16	43	1084	25.2	54	0
2012	Leon Washington	16	27	784	29.0	98t	1
2013	Jermaine Kearse	15	13	283	21.8	40	0
2014	Paul Richardson	15	16	376	23.5	47	0
2015	Tyler Lockett	16	33	852	25.8	105t	1

* Led NFL; + Led AFC

DEFENSIVE STATISTICS

TACKLES

		G	No.				
				1986	Fredd Young	15	121
1976	Dave Brown	14	111	1987	Fredd Young	13	101
1977	Terry Beeson	14	134	1988	Eugene Robinson	16	114
1978	Terry Beeson	16	153	1989	Eugene Robinson	16	102
1979	Terry Beeson	16	114	1990	Nesby Glasgow	16	83
1980	Michael Jackson	15	136	1991	Terry Wooden	16	100
1981	Michael Jackson	16	140	1992	Eugene Robinson	16	94
1982	Michael Jackson	8	64	1993	Eugene Robinson	16	111
1983	Bruce Scholtz	16	104	1994	Rod Stephens	16	128
1984	Shelton Robinson	16	93	1995	Terry Wooden	16	135
1985	Fredd Young	16	118			G	No.

1996	Dean Wells	16	107	2006	Lofa Tatupu	16	123
1997	Chad Brown	15	104	2007	Lofa Tatupu	16	109
1998	Chad Brown	16	150	2008	Lofa Tatupu	15	94
1999	Chad Brown	15	117	2009	David Hawthorne	16	116
2000	Anthony Simmons	16	147	2010	David Hawthorne	16	105
2001	Anthony Simmons	16	123	2011	David Hawthorne	15	115
2002	Reggie Tongue	16	93	2012	Bobby Wagner	16	140
2003	Anthony Simmons	13	100	2013	Bobby Wagner	14	119
2004	Marcus Trufant	16	93	2014	K.J. Wright	16	107
2005	Lofa Tatupu	16	105	2015	K.J. Wright	16	116

SACKS

		G	No.				
1976	Steve Niehaus	14	9.5	1996	Michael McCrary	16	13.5+
1977	Alden Roche	12	3.5	1997	Michael Sinclair	16	12.0
1978	Bill Gregory	16	9.0	1998	Michael Sinclair	16	16.5*
		G	No.			G	No.
1979	Manu Tuiaosopopo	16	8.0	1999	Phillip Daniels	16	9.0
1980	Jacob Green	14	6.5	2000	Chad Brown	16	6.0
1981	Jacob Green	16	12.0		Lamar King	14	6.0
		G	No.	2001	John Randle	15	11.0
1982	Jeff Bryant	9	3.0	2002	John Randle	12	7.0
	Jacob Green	9	3.0	2003	Chike Okeafor	16	8.0
1983	Jacob Green	16	16.0	2004	Chike Okeafor	16	8.5
1984	Jeff Bryant	16	14.5	2005	Bryce Fisher	16	9.0
1985	Jacob Green	16	13.5	2006	Julian Peterson	16	10.0
1986	Jacob Green	16	12.0	2007	Patrick Kerney	16	14.5^
1987	Jacob Green	12	9.5	2008	Brandon Mebane	16	5.5
1988	Jacob Green	16	9.0		Darryl Tapp	16	5.5
1989	Rufus Porter	16	10.5	2009	Patrick Kerney	14	5.0
1990	Jacob Green	16	12.5	2010	Chris Clemons	16	11.0
1991	Rufus Porter	15	10.0	2011	Chris Clemons	16	11.0
1992	Cortez Kennedy	16	14.0	2012	Chris Clemons	16	11.5
1993	Michael Sinclair	9	8.0	2013	Michael Bennett	16	8.5
1994	Michael Sinclair	12	4.5	2014	Michael Bennett	16	7.0
1995	Antonio Edwards	13	6.5	2015	Michael Bennett	16	10.0
	Cortez Kennedy	16	6.5				

* Led NFL; + Led AFC; ^ Led NFC

SPECIAL TEAMS TACKLES

		G	No.				
1976	Don Dufek	14	15	1995	Mack Strong	16	19
1977	Peter Cronan	14	11	1996	Jay Bellamy	16	34
	Charles McShane	14	11	1997	Tim Hauck	16	22
1978	Cornell Webster	15	12	1998	Kerry Joseph	16	14
1979	Don Dufek	13	18	1999	James Logan	16	18
1980	Don Dufek	8	13	2000	Isaiah Kacyvenski	16	15
1981	Mike Tice	16	11	2001	Isaiah Kacyvenski	16	21
1982	Eric Lane	9	6	2002	Terreal Bierria	14	16
	Ken McAlister	9	6	2003	Alex Bannister	16	18
1983	Don Dufek	14	18	2004	Niko Koutouvides	16	16
1984	Sam Merriman	16	21	2005	Josh Scobey	16	23
1985	John Kaiser	16	14	2006	Kevin Bentley	14	14
1986	Eric Lane	15	16	2007	Niko Koutouvides	16	14
1987	David Hollis	11	10	2007	Niko Koutouvides	15	20
1988	Rufus Porter	16	16	2008	Jordan Babineaux	14	14
1989	Rufus Porter	16	13		C.J. Wallace	12	14
1990	James Jones	16	15	2009	Lance Laury	16	21
1991	David Daniels	16	12	2010	Matt McCoy	14	19
	Rod Stephens	16	12	2011	Heath Farwell	11	21
	Chris Warren	16	12	2012	Heath Farwell	16	15
1992	Tracy Johnson	16	18	2013	Jeremy Lane	14	13
1993	Michael Bates	16	22	2014	Jeron Johnson	15	8
1994	Dean Wells	15	16	2015	Kelcie McCray	16	12

MISCELLANEOUS TOP 10

HOME ATTENDANCE

Att.	Opponent	Stadium	Date	W/L	Score	
1	91,480	St. Louis	CenturyLink Field	December 27, 2015	L	23-17
2	69,055	Pittsburgh	CenturyLink Field	November 29, 2015	W	39-30
3	69,020	Carolina	CenturyLink Field	October 18, 2015	L	27-23
4	69,005	Arizona	CenturyLink Field	November 15, 2015	L	39-32
	69,005	Detroit	CenturyLink Field	October 5, 2015	W	13-10
6	69,002	Cleveland	CenturyLink Field	December 20, 2015	W	30-13
7	69,002	Chicago	CenturyLink Field	September 27, 2015	W	26-0
8	68,993	San Francisco	CenturyLink Field	November 22, 2015	W	29-13
9	68,681	Oakland	Husky Stadium	December 16, 2000	W	27-24
10	68,661	Denver	Husky Stadium	November 26, 2000	L	38-31

ROAD ATTENDANCE

Att.	Opponent	Stadium	Date	W/L	Score	
1	91,486	Dallas	AT&T Stadium	November 1, 2015	W	13-12
2	90,215	Washington	FedEx Field	October 2, 2005	L	20-17(OT)
3	88,734*	L.A. Raiders	Los Angeles Coliseum	January 8, 1983	L	30-14
4	84,325*	Washington	FedEx Field	January 6, 2013	W	24-14
5	82,893	Kansas City	Arrowhead Stadium	October 2, 2000	L	24-17
6	82,352	Washington	FedEx Field	November 4, 2001	L	27-14
7	81,510	Dallas	Cowboys Stadium	November 6, 2011	L	23-13
8	80,886	Dallas	Cowboys Stadium	November 1, 2009	L	38-17
9	80,728	Washington	FedEx Field	November 9, 2003	L	27-20
10	79,691	N.Y. Giants	MetLife Stadium	December 15, 2013	W	23-0

* Playoff game

NEUTRAL SITE ATTENDANCE

Att.	Opponent	Stadium	Date	W/L	Score	
1	82,529 [^]	Denver	MetLife Stadium	February 2, 2014	W	43-8
2	70,288!	New England	Univ. of Phoenix Stadium	February 1, 2015	L	28-24
3	68,206#	Pittsburgh	Ford Field	February 5, 2006	L	23-10

[^] Super Bowl XLVIII, ! Super Bowl XLIX, # Super Bowl XL

COLDEST GAMES

	Temp.	Opponent	Date	W/L	Score
1	-6*%	at Minnesota	January 10, 2016	W	10-9
2	16	at Denver	December 3, 2006	W	23-20
3	18	at Green Bay	December 27, 2009	L	48-10
4	20*	at Green Bay	January 4, 2004	L	33-27 (OT)
5	21	at Kansas City	November 16, 2014	L	24-20
6	22	at Denver	December 10, 2000	L	31-24
7	24*	at Chicago	January 16, 2011	L	35-24
8	26	at Pittsburgh	December 6, 1992	L	20-14
9	27	at Denver	December 19, 1999	L	36-30 (OT)
10	30	at Cincinnati	December 10, 1989	W	24-17

* Playoff game; % Third-coldest game in NFL history

WARMEST GAMES

	Temp.	Opponent	Date	W/L	Score
1	98	at Arizona	September 14, 2003	W	38-0
2	95	at N.Y. Jets	September 11, 1983	W	17-10
3	94	at Kansas City	September 4, 1987	L	17-13
	94	at San Diego	September 14, 2014	L	30-21
5	93	at Philadelphia	September 10, 1989	L	31-7
6	91	at Denver	September 19, 2010	L	31-14
7	89	at Miami	September 3, 2000	L	23-0
8	88	at Cincinnati	September 8, 1985	W	28-24
	88	at Tampa Bay	September 19, 2004	W	10-6
10	87	at Carolina	September 8, 2013	W	12-7

RECORD BY MONTH

REGULAR SEASON

Year	Aug.	Sept.	Oct.	Nov.	Dec.	Jan.	Record
1976		0-3	1-4	1-3	0-2		2-12
1977		0-2	2-3	1-3	2-1		5-9
1978		2-2	2-3	3-1	2-1		9-7
1979		1-4	3-1	3-1	2-1		9-7
1980		2-2	2-2	0-5	0-3		4-12
1981		1-3	1-3	2-3	2-1		6-10
1982		0-2		2-0	1-3	1-0	4-5
1983		2-2	3-2	2-2	2-1		9-7
1984		4-1	3-1	4-0	1-2		12-4
1985		2-2	2-2	2-2	2-2		8-8
1986		3-1	2-2	2-3	3-0		10-6
1987		1-1	3-1	3-2	2-2		9-6
1988		2-2	3-2	2-2	2-1		9-7
1989		1-2	3-2	0-4	3-1		7-9
1990		0-3	3-1	2-2	4-1		9-7
1991		2-3	3-1	1-2	1-3		7-9
1992		1-3	0-4	1-3	0-4		2-14
1993		2-2	2-2	1-2	1-3	0-1	6-10
1994		3-1	0-4	2-2	1-3		6-10
1995		1-2	1-4	3-1	3-1		8-8
1996		1-4	2-1	2-2	2-2		7-9
1997	0-1	2-2	3-0	1-4	2-1		8-8
1998		3-1	1-2	2-3	2-2		8-8
1999		2-1	2-1	4-1	1-3	0-1	9-7
2000		2-2	0-5	2-1	2-2		6-10
2001		1-2	2-1	2-2	3-2	1-0	9-7
2002		1-3	1-2	2-2	3-2		7-9
2003		3-0	2-2	3-2	2-2		10-6
2004		3-0	1-3	2-2	2-2	1-0	9-7
2005		2-1	3-1	4-0	4-0	0-1	13-3
2006		3-0	1-3	3-1	2-3		9-7
2007		3-1	1-2	3-1	3-2		10-6
2008		1-2	1-3	0-5	2-2		4-12
2009		1-2	1-2	2-3	1-3	0-1	5-11
2010		2-1	2-2	1-3	1-3	1-0	7-9
2011		1-2	1-3	2-2	3-1	0-1	7-9
2012		2-2	2-2	2-1	5-0		11-5
2013		4-0	3-1	3-0	3-2		13-3
2014		2-1	2-2	4-1	4-0		12-4
2015		1-2	2-2	3-1	3-1	1-0	10-6
Total	0-1	70-72	72-84	84-80	84-71	5-5	315-313

INCLUDING PLAYOFFS

Year	Aug.	Sept.	Oct.	Nov.	Dec.	Jan./Feb.	Record	Playoffs
1976		0-3	1-4	1-3	0-2		2-12	
1977		0-2	2-3	1-3	2-1		5-9	
1978		2-2	2-3	3-1	2-1		9-7	
1979		1-4	3-1	3-1	2-1		9-7	
1980		2-2	2-2	0-5	0-3		4-12	
1981		1-3	1-3	2-3	2-1		6-10	
1982		0-2		2-0	1-3	1-0	4-5	
1983		2-2	3-2	2-2	4-1*	0-1*	11-8*	2-1
1984		4-1	3-1	4-0	2-3*		13-5*	1-1
1985		2-2	2-2	2-2	2-2		8-8	
1986		3-1	2-2	2-3	3-0		10-6	
1987		1-1	3-1	3-2	2-2	0-1*	9-7*	0-1
1988		2-2	3-2	2-2	2-2*		9-8*	0-1
1989		1-2	3-2	0-4	3-1		7-9	
1990		0-3	3-1	2-2	4-1		9-7	
1991		2-3	3-1	1-2	1-3		7-9	
1992		1-3	0-4	1-3	0-4		2-14	
1993		2-2	2-2	1-2	1-3	0-1	6-10	
1994		3-1	0-4	2-2	1-3		6-10	
1995		1-2	1-4	3-1	3-1		8-8	
1996		1-4	2-1	2-2	2-2		7-9	

INCLUDING PLAYOFFS (CONTINUED)

Year	Aug.	Sept.	Oct.	Nov.	Dec.	Jan./Feb.	Record	Playoffs
1997	0-1	2-2	3-0	1-4	2-1		8-8	
1998		3-1	1-2	2-3	2-2		8-8	
1999		2-1	2-1	4-1	1-3	0-2*	9-8*	0-1
2000		2-2	0-5	2-1	2-2		6-10	
2001		1-2	2-1	2-2	3-2	1-0	9-7	
2002		1-3	1-2	2-2	3-2		7-9	
2003		3-0	2-2	3-2	2-2	0-1*	10-7*	0-1
2004		3-0	1-3	2-2	2-2	1-1*	9-8*	0-1
2005		2-1	3-1	4-0	4-0	2-2*	15-4*	2-1
2006		3-0	1-3	3-1	2-3	1-1*	10-8*	1-1
2007		3-1	1-2	3-1	3-2	1-1*	11-7*	1-1
2008		1-2	1-3	0-5	2-2		4-12	
2009		1-2	1-2	2-3	1-3	0-1	5-11	
2010		2-1	2-2	1-3	1-3	2-1*	8-10*	1-1
2011		1-2	1-3	2-2	3-1	0-1	7-9	
2012		2-2	2-2	2-1	5-0	1-1	12-6*	1-1
2013		4-0	3-1	3-0	3-2	3-0*	16-3*	3-0
2014		2-1	2-2	4-1	4-0	2-1*	14-5*	2-1
2015		1-2	2-2	3-1	3-1	2-1*	11-7*	1-1
Total	0-1	70-72	72-84	84-80	87-73*	17-17*	330-327*	15-14

* includes playoffs

PRIME TIME RECORD (47-28)

MONDAY NIGHT FOOTBALL (22-8)

Date	W/L	Score	Opponent
October 29, 1979	W	31-28	at Atlanta
November 26, 1979	W	30-7	vs. N.Y. Jets
November 17, 1980	L	19-17	vs. Oakland
November 16, 1981	W	44-23	vs. San Diego
October 29, 1984	W	24-0	at San Diego
November 12, 1984	W	17-14	at L.A. Raiders
September 23, 1985	L	35-24	vs. L.A. Rams
November 25, 1985	L	19-6	at San Francisco
October 6, 1986	W	33-7	vs. San Diego
December 8, 1986	W	37-0	vs. L.A. Raiders
November 9, 1987	L	30-14	at N.Y. Jets
November 30, 1987	L	37-14	vs. L.A. Raiders
November 28, 1988	W	35-27	vs. L.A. Raiders
December 4, 1989	W	17-16	vs. Buffalo
October 1, 1990	W	31-16	vs. Cincinnati
November 30, 1992	W	16-13 (OT)	vs. Denver
November 1, 1999	W	27-7	at Green Bay
October 2, 2000	L	24-17	at Kansas City
October 14, 2002	L	28-21	vs. San Francisco
December 6, 2004	L	43-39	vs. Dallas
December 5, 2005	W	42-0	at Philadelphia
November 6, 2006	W	16-0	vs. Oakland
November 27, 2006	W	34-24	vs. Green Bay
November 12, 2007	W	24-0	vs. San Francisco
December 12, 2011	W	30-13	vs. St. Louis
September 24, 2012	W	14-12	vs. Green Bay
October 28, 2013	W	14-9	at St. Louis
December 2, 2013	W	34-7	vs. New Orleans
October 6, 2014	W	27-17	at Washington
October 5, 2015	W	13-10	vs. Detroit

THURSDAY-SUNDAY NIGHT (25-20)

Date	Network	W/L	Score	Opponent
Thursday, November 27, 1980*	NBC	L	51-7	at Dallas
Friday, December 20, 1985	ABC	L	27-24	vs. Denver
Thursday, November 27, 1986*	NBC	W	31-14	at Dallas
Sunday, December 13, 1987	ESPN	W	28-21	vs. Denver
Sunday, December 11, 1988	ESPN	W	42-14	vs. Denver
Sunday, December 17, 1989	ESPN	W	23-17	vs. L.A. Raiders
Sunday, November 25, 1990	ESPN	W	13-10	at San Diego
Sunday, December 23, 1990	ESPN	W	17-12	vs. Denver
Sunday, October, 13, 1991	ESPN	L	23-20	vs. L.A. Raiders
Sunday, December 22, 1991	ESPN	W	23-9	vs. L.A. Rams
Sunday, November 22, 1992	ESPN	L	24-14	vs. Kansas City
Sunday, September 12, 1993	TNT	L	17-13	vs. L.A. Raiders
Sunday, December 18, 1994	ESPN	L	17-16	vs. L.A. Raiders
Sunday, December 17, 1995	ESPN	W	44-10	vs. L.A. Raiders
Thursday, October 17, 1996	TNT	L	34-16	at Kansas City
Sunday, December 15, 1996	ESPN	L	20-13	at Jacksonville
Sunday, December 21, 1997	ESPN	W	38-9	vs. San Francisco
Sunday, October 4, 1998	ESPN	L	17-6	at Kansas City
Sunday, November 1, 1998	ESPN	L	31-18	vs. Oakland
Sunday, October 2, 1999	ESPN	W	22-21	vs. Oakland
Sunday, November 14, 1999	ESPN	W	20-17	vs. Denver
Saturday, December 23, 2000	ESPN	L	42-23	vs. Buffalo
Sunday, November 11, 2001	ESPN	W	34-27	vs. Oakland
Sunday, December 9, 2001	ESPN	L	20-7	at Denver
Sunday, September 29, 2002	ESPN	W	48-23	vs. Minnesota
Sunday, October 12, 2003	ESPN	W	20-19	vs. San Francisco
Sunday, October 16, 2005	ESPN	W	42-10	vs. Houston
Sunday, October 1, 2006	NBC	L	37-6	at Chicago
Sunday, December 3, 2006	NBC	W	23-20	at Denver
Thursday, December 14, 2006	NFL Net.	L	24-14	vs. San Francisco
Sunday, October 14, 2007	NBC	L	28-17	vs. New Orleans
Sunday, October 19, 2008	NBC	L	20-10	at Tampa Bay
Thursday, November 27, 2008*	FOX	L	34-9	at Dallas
Sunday, January 2, 2011	NBC	W	16-6	vs. St. Louis
Thursday, December 1, 2011	NFL Net.	W	31-14	vs. Philadelphia
Thursday, October 18, 2012	NFL Net.	L	13-6	at San Francisco
Sunday, December 23, 2012	NBC	W	42-13	vs. San Francisco
Sunday, September 15, 2013	NBC	W	29-3	vs. San Francisco
Thursday, October 17, 2013	NFL Net.	W	34-22	at Arizona
Thursday, September 4, 2014	NBC	W	36-16	vs. Green Bay
Thursday, November 27, 2014*	NBC	W	19-3	at San Francisco
Sunday, December 21, 2014	NBC	W	35-6	at Arizona
Sunday, September 20, 2015	NBC	L	27-17	at Green Bay
Thursday, October 22, 2015	NFL Net.	W	20-3	at San Francisco
Sunday, November 15, 2015	NBC	L	39-32	vs. Arizona

*Thanksgiving Day Game

RECORDS BY TELEVISION NETWORK

NFL Network (3-2) ESPN (21-8) NBC (8-6) ABC (13-9) TNT (0-2) FOX (0-1)

RECORD BY STARTING QUARTERBACK

BY YEAR

Year	Quarterback	Record
1976	Jim Zorn	2-12
1977	Jim Zorn	4-6
	Steve Myer	1-3
1978	Jim Zorn	9-7
1979	Jim Zorn	9-7
1980	Jim Zorn	4-12
1981	Jim Zorn	4-9
	Dave Krieg	2-1
1982	Jim Zorn	4-3
	Dave Krieg	0-2
1983	Jim Zorn	4-4
	Dave Krieg	5-3
1984	Dave Krieg	12-4
1985	Dave Krieg	8-8
1986	Dave Krieg	10-4
	Gale Gilbert	0-2
1987	Dave Krieg	7-5
	Jeff Kemp	1-0
	Bruce Mathison	1-1
1988	Dave Krieg	6-3
	Kelly Stouffer	3-3
	Jeff Kemp	0-1
1989	Dave Krieg	7-7
	Kelly Stouffer	0-2
1990	Dave Krieg	9-7
1991	Dave Krieg	4-5
	Jeff Kemp	2-3
	Dan McGwire	1-0
	Kelly Stouffer	0-1
1992	Stan Gelbaugh	0-8
	Kelly Stouffer	2-5
	Dan McGwire	0-1
1993	Rick Mirer	6-10
1994	Rick Mirer	5-8
	Dan McGwire	1-2
1995	Rick Mirer	7-6
	John Friesz	1-2
1996	Rick Mirer	2-7
	John Friesz	4-2
	Stan Gelbaugh	1-0
1997	Warren Moon	7-7
	John Friesz	0-1
	Jon Kitna	1-0
1998	Warren Moon	4-6
	Jon Kitna	3-2
	John Friesz	1-0
1999	Jon Kitna	8-7
	Glenn Foley	1-0
2000	Jon Kitna	6-6
	Brock Huard	0-4
2001	Matt Hasselbeck	5-7
	Trent Dilfer	4-0
2002	Matt Hasselbeck	5-5
	Trent Dilfer	2-4
2003	Matt Hasselbeck	10-6
2004	Matt Hasselbeck	7-7
	Trent Dilfer	2-0
2005	Matt Hasselbeck	13-3
2006	Matt Hasselbeck	7-5
	Seneca Wallace	2-2
2007	Matt Hasselbeck	10-6
2008	Seneca Wallace	3-5
	Matt Hasselbeck	1-6
	Charlie Frye	0-1
2009	Matt Hasselbeck	5-9
	Seneca Wallace	0-2
2010	Matt Hasselbeck	6-8
	Charlie Whitehurst	1-1
2011	Tarvaris Jackson	7-7
	Charlie Whitehurst	0-2
2012	Russell Wilson	11-5
2013	Russell Wilson	13-3
2014	Russell Wilson	12-4
2015	Russell Wilson	10-6

BY WINNING %

Quarterback	Record	Win %
Glenn Foley	1-0	1.000
Russell Wilson	46-18	.719
Trent Dilfer	8-4	.667
Dave Krieg	70-49	.588
John Friesz	6-5	.545
Jon Kitna	18-15	.545
Matt Hasselbeck	69-62	.527
Bruce Mathison	1-1	.500
Tarvaris Jackson	7-7	.500
Warren Moon	11-13	.458
Jeff Kemp	3-4	.429
Dan McGwire	2-3	.400
Jim Zorn	40-60	.400
Rick Mirer	20-31	.392
Seneca Wallace	5-9	.357
Kelly Stouffer	5-11	.313
Steve Myer	1-3	.250
Charlie Whitehurst	1-3	.250
Stan Gelbaugh	1-8	.111
Gale Gilbert	0-2	.000
Brock Huard	0-4	.000
Charlie Frye	0-1	.000



ALL-TIME HONORS

ALL-TIME HONORS

Offense

1976	Norm Evans, T
1977	Norm Evans, T
1978	Norm Evans, T
1979	Steve Largent, WR
1980	Steve Largent, WR
1981	Steve Largent, WR
1982	Steve Largent, WR
1983	Steve Largent, WR
1984	Charle Young, TE
1985	Steve Largent, WR
1986	Steve Largent, WR
1987	Steve Largent, WR Curt Warner, RB
1988	Steve Largent, WR
1989	Steve Largent, WR
1990	Dave Krieg, QB
1991	Dave Krieg, QB
1992	John L. Williams, FB
1993	John L. Williams, FB
1994	Ray Donaldson, C
1995	Rick Mirer, QB
1996	Rick Mirer, QB Chris Warren, RB
1997	John Friesz, QB
1998	Warren Moon, QB Kevin Glover, C
1999*	Jon Kitna, QB Ricky Watters, RB

CAPTAINS

Defense

Mike Curtis, LB
Eddie McMillan, S
Dennis Boyd, DT
Dennis Boyd, DE
Keith Simpson, S
Keith Simpson, CB
Keith Simpson, CB
Dave Brown, CB
Dave Brown, CB
Dave Brown, CB
Dave Brown, CB
Kenny Easley, S
Jacob Green, DE
Eugene Robinson, S
Jacob Green, DE
Jacob Green, DE
Jacob Green, DE
Eugene Robinson, S
Eugene Robinson, S
Eugene Robinson, S
Eugene Robinson, S
Winston Moss, LB
Terry Wooden, LB
Winston Moss, LB
Darryl Williams, S
Michael Sinclair, DE
Chad Brown, LB
Cortez Kennedy, DT

Special Teams

Ed Bradley, LB
Steve Preece, S
Autry Beamon, S
Autry Beamon, S
Don Dufek, S
Don Dufek, S
Eric Lane, RB
Eric Lane, RB
Eric Lane, RB
Eric Lane, RB
Paul Moyer, S
Game-to-Game
Game-to-Game
Game-to-Game
Game-to-Game
James Jones, TE
Tracy Johnson, FB
Trey Junkin, TE
Tracy Johnson, FB
Trey Junkin, TE
Trey Junkin, TE
Rick Tuten, P
Jay Bellamy, S
Jay Bellamy, S
Fabien Bownes, WR
James Logan, LB

Season captains discontinued in 1999 and 2000

2001	Matt Hasselbeck, QB Robbie Tobeck, C Ricky Watters, RB	Chad Brown, LB Levon Kirkland, LB Marcus Robertson, S
2002	Trent Dilfer, QB Robbie Tobeck, C Mack Strong, FB	Chad Brown, LB Chad Eaton, DT Marcus Robertson, S
2003	Matt Hasselbeck, QB	John Randle, DT
2004	Matt Hasselbeck, QB	Anthony Simmons, LB
2005	Matt Hasselbeck, QB Shaun Alexander, RB*	Grant Wistrom, DE Lofa Tatupu, LB*
2006	Matt Hasselbeck, QB Walter Jones, T	Lofa Tatupu, LB Ken Hamlin, FS
2007	Matt Hasselbeck, QB Mack Strong, FB	Lofa Tatupu, LB Deon Grant, SS
2008	Matt Hasselbeck, QB Walter Jones, T	Lofa Tatupu, LB Deon Grant, SS
2009	Matt Hasselbeck, QB Walter Jones, T	Lofa Tatupu, LB Deon Grant, SS
		Alex Bannister, WR Alex Bannister, WR Alex Bannister, WR Josh Scobey, KR* J.P. Darche, LS Jimmy Williams, CB Josh Brown, K Niko Koutouvides, LB Lance Laury, LB D.D. Lewis, LB Lance Laury, LB Olindo Mare, K

CAPTAINS, continued

2010	Matt Hasselbeck, QB	Lofa Tatupu, LB	Roy Lewis, CB
2011	Tarvaris Jackson, QB	Marcus Trufant, CB	M. Robinson/ L. Washington
2012	Max Unger, C	Red Bryant, DE	H. Farwell/M. Robinson
2013	Russell Wilson, QB	Red Bryant, DE	Heath Farwell, LB
2014	Russell Wilson, QB	Kam Chancellor, S	S. Hauschka/J. Ryan
2015	Russell Wilson, QB	Bobby Wagner, LB	Jon Ryan, P

* Playoff Captains

RING OF HONOR

1989	Steve Largent	WR	2002	Kenny Easley	S
1991	Jim Zorn	QB	2004	Dave Krieg	QB
1992	Dave Brown	CB	2005	Chuck Knox	Head Coach
1992	Pete Gross	Broadcaster	2006	Cortez Kennedy	DT
1994	Curt Warner	RB	2014	Walter Jones	T
1995	Jacob Green	DE			

STEVE LARGENT AWARD

(Presented to the player (or coach) who best exemplifies the spirit, dedication, and integrity of the Seahawks)

1989	Steve Largent	WR	2002	Mack Strong	FB
1990	Jacob Green	DE	2003	Trent Dilfer	QB
1991	Rufus Porter	LB	2004	Mack Strong	FB
1992	Jeff Bryant	DE	2005	Mack Strong	FB
	Joe Nash	DT	2006	Mack Strong	FB
1993	Eugene Robinson	S	2007	Bobby Engram	WR
1994	Brian Blades	WR	2008	Mike Holmgren	Coach
1995	Terry Wooden	LB	2009	Matt Hasselbeck	QB
1996	Cortez Kennedy	DT	2010	Roy Lewis	CB
1997	Winston Moss	LB	2011	Red Bryant	DE
1998	Michael Sinclair	DE	2012	Russell Wilson	QB
1999	Chad Brown	LB	2013	Earl Thomas	S
2000	Ricky Watters	RB	2014	Kam Chancellor	S
2001	Mack Strong	FB	2015	Richard Sherman	CB

MAN OF THE YEAR

1976	Norm Evans	T	1998	Sam Adams	DT
1980	Jim Zorn	QB	1999	Jon Kitna	QB
1981	Manu Tuiaosopu	DT	2000	Jon Kitna	QB
1982	Dave Brown	CB	2001	Brock Huard	QB
1983	Paul Johns	WR	2002	Trent Dilfer	QB
1984	Jeff West	P	2003	Matt Hasselbeck	QB
1985	Mike Tice	TE	2004	Mack Strong	FB
1986	Mike Tice	TE	2005	Shaun Alexander	RB
1987	Mike Tice	TE	2006	Marcus Trufant	CB
1988	Steve Largent	WR	2007	Bobby Engram	WR
1989	Norm Johnson	K	2008	Patrick Kerney	DE
1990	Jacob Green	DE	2009	Josh Wilson	CB
1991	Eugene Robinson	S	2010	Roy Lewis	CB
1992	Eugene Robinson	S	2011	John Carlson	TE
1993	Eugene Robinson	S	2012	Russell Okung	T
1994	Brian Blades	WR	2013	Doug Baldwin	WR
1995	Eugene Robinson	S	2014	Russell Wilson	QB
1996	Todd Peterson	K	2015	Richard Sherman	CB
1997	Rick Tuten	P			

MARCUS NALLEY TROPHY

(Most Valuable Player as voted by teammates)

1976	Jim Zorn	QB	1988	John L. Williams	FB
1977	Steve Largent	WR	1989	Brian Blades	WR
1978	Jim Zorn	QB	1990	John L. Williams	FB
1979	Steve Largent	WR	1991	Eugene Robinson	S
1980	Sam McCullum	WR	1992	Cortez Kennedy	DT
1981	Steve Largent	WR	1993	Eugene Robinson	S
1982	Kenny Easley	S	1994	Chris Warren	RB
1983	Curt Warner	RB	1995	Chris Warren	RB
1984	Kenny Easley	S	1996	Cortez Kennedy	DT
1985	Steve Largent	WR	1997	Darryl Williams	S
1986	Curt Warner	RB	1998	Chad Brown	LB
1987	Steve Largent	WR	<i>Discontinued in 1999</i>		

AP ALL-PRO

1st Team		2nd Team		1st Team		2nd Team	
1978		Steve Largent		2013	Richard Sherman	Kam Chancellor	
		Jim Zorn			Earl Thomas		
1979		Steve Largent		2014	Richard Sherman	Kam Chancellor	
1983	Kenny Easley	Curt Warner			Earl Thomas	Marshawn Lynch	
1984	Norm Johnson	Steve Largent			Bobby Wagner		
	Joe Nash	Dave Brown		2015	Tyler Lockett	Richard Sherman	
	Kenny Easley					Bobby Wagner	
1985	Steve Largent						
	Kenny Easley						
1986	Bobby Joe Edmunds	Curt Warner					
1987	Fredd Young	Steve Largent					
		Curt Warner					
1992	Cortez Kennedy						
1993	Cortez Kennedy	Eugene Robinson					
		Chris Warren					
1994	Cortez Kennedy	Rick Tuten					
		Chris Warren					
1995		Cortez Kennedy					
1996		Chad Brown					
1998							
2001	Walter Jones						
2003	Steve Hutchinson						
2004	Walter Jones	Shaun Alexander					
2005	Shaun Alexander						
	Steve Hutchinson						
	Walter Jones						
	Mack Strong						
2006		Walter Jones					
2007	Walter Jones						
	Patrick Kerney						
	Lofa Tatupu						
2008		Walter Jones					
2010		Leon Washington					
2011		Earl Thomas					
2012	Marshawn Lynch						
	Richard Sherman						
	Earl Thomas						
	Max Unger						



PRO BOWL

Year	Player	Nominations	Year	Player	Nominations
1978	Steve Largent, WR	1	2003	Shaun Alexander, RB	1
1979	Steve Largent, WR	2		Alex Bannister, ST	1
1981	Steve Largent, WR	3		Matt Hasselbeck, QB	1
1982	Kenny Easley, S	1		Steve Hutchinson, G	1
1983	Kenny Easley, S, starter	2		Walter Jones, T	4
	Curt Warner, RB, starter	1	2004	Shaun Alexander, RB	2
1984	Dave Brown, CB	1		Steve Hutchinson, G	2
	Kenny Easley, S, unanimous	3		Walter Jones, T	5
	Norm Johnson, K	1	2005	Shaun Alexander, RB, starter	3
	Dave Krieg, QB	1		Matt Hasselbeck, QB, starter	2
	Steve Largent, WR	4		Steve Hutchinson, G, starter	3
	Joe Nash, DT, starter	1		Walter Jones, T, starter	6
	Fredd Young, special teams	1		Mack Strong, FB, starter	1
1985	Kenny Easley, S, starter	4		Lofa Tatupu, LB	1
	Steve Largent, WR, starter	5		Robbie Tobeck, C	1
	Fredd Young, special teams	2	2006	Walter Jones, T	7
1986	Bobby Joe Edmonds, KR	2		Julian Peterson, LB	1, 3 total
	Jacob Green, DE	1		Mack Strong, FB	2
	Steve Largent, WR, starter	6		Lofa Tatupu, LB	2
	Curt Warner, RB, starter	2	2007	Matt Hasselbeck, QB	3
	Fredd Young, LB, starter	3		Walter Jones, T	8
1987	Kenny Easley, S, starter	5		Patrick Kerney, DE	1, 2 total
	Jacob Green, DE	2		Julian Peterson, LB	2, 4 total
	Steve Largent, WR, starter	7		Lofa Tatupu, LB	3
	Curt Warner, RB, starter	3		Marcus Trufant, CB	1
	Fredd Young, LB, starter	4	2008	Walter Jones, T	9
1988	Dave Krieg, QB	2		Julian Peterson, LB	3, 5 total
	Rufus Porter, special teams	1	2011	Brandon Browner, CB	1
1989	Brian Blades, WR	1		Kam Chancellor, S	1
	Dave Krieg, QB	3		Marshawn Lynch, RB	1, 2 total
	Rufus Porter, special teams	2		Michael Robinson, FB	1
1990	John L. Williams, FB	1		Earl Thomas, S, starter	1
1991	Cortez Kennedy, DT	1	2012	Marshawn Lynch, RB	2, 3 total
	John L. Williams, FB	2		Russell Okung, T, starter	1
1992	Cortez Kennedy, DT, starter	2		Earl Thomas, S, starter	2
	Eugene Robinson, S	1		Max Unger, C, starter	1
1993	Cortez Kennedy, DT, starter	3		Leon Washington, RS/KR	1, 2 total
	Eugene Robinson, S	2		Russell Wilson, QB	1
	Chris Warren, RB	1	2013	Kam Chancellor, S	2
1994	Cortez Kennedy, DT, starter	4		Marshawn Lynch, RB	3, 4 total
	Rick Tuten, P	1		Richard Sherman, CB	1
	Chris Warren, RB	2		Earl Thomas, S	3
1995	Cortez Kennedy, DT	5		Max Unger, C	2
	Chris Warren, RB, starter	3		Russell Wilson, QB	2
1996	Cortez Kennedy, DT, starter	6	2014	Kam Chancellor, S	3
	Michael Sinclair, DE	1		Marshawn Lynch, RB	4, 5 total
1997	Warren Moon, QB	1, 9 total		Russell Okung, T	2
	Michael Sinclair, DE	2		Richard Sherman, CB	2
	Darryl Williams, S, starter	1		Earl Thomas, S	4
1998	Chad Brown, LB, starter	1, 2 total		Bobby Wagner, LB	1
	Cortez Kennedy, DT	7		Russell Wilson, QB	3
	Michael Sinclair, DE	3	2015	Michael Bennett, DE	1
	Shawn Springs, CB	1		Kam Chancellor, S	4
1999	Chad Brown, LB	2, 3 total		Tyler Lockett, RS	1
	Walter Jones, T	1		Richard Sherman, CB	3
	Cortez Kennedy, DT	8		Earl Thomas, S	5
2001	Walter Jones, T	2		Bobby Wagner, LB	2
	John Randle, DT, starter	1, 7 total		Russell Wilson, QB	4
2002	Walter Jones, T, starter	3			

RETIRED JERSEYS

- #12 Seattle's fans, the 12th Man (1984) #80 WR Steve Largent (1995)
 #71 T Walter Jones (2010) #96 DT Cortez Kennedy (2012)

PRO FOOTBALL HALL OF FAME

- 1984 Mike McCormack, Coach-President/GM, 1982-88
 1990 Franco Harris, RB, 1984 (elected in first year of eligibility)
 1995 Steve Largent, WR, 1976-89 (elected in first year of eligibility)
 2004 Carl Eller, DE, 1979
 2006 Warren Moon, QB, 1997-98 (elected in first year of eligibility)
 2010 John Randle, DT, 2001-03 (elected in first year of eligibility)
 2010 Jerry Rice, WR, 2004 (elected in first year of eligibility)
 2012 Cortez Kennedy, DT, 1990-00
 2014 Walter Jones, T, 1997-09 (elected in first year of eligibility)

NFL COACH OF THE YEAR

- 1978 Jack Patera (*AP, The Sporting News*, Washington DC Touchdown Club, Seattle Gold Helmet Committee)
 1983 Chuck Knox (Vince Lombardi Committee, Seattle Gold Helmet Committee, *Football News*)
 1984 Chuck Knox (*AP, The Sporting News*, Seattle Gold Helmet Committee)
 1992 Tom Catlin, Assistant Head Coach/Defense (*Sports Illustrated*)

NFL/NATIONAL HONORS

- 1976 Steve Niehaus, DT (NFC Defensive Rookie of the Year)
 Jim Zorn, QB (NFC Offensive Rookie of the Year)
 1978 John Thompson, General Manager (*The Sporting News* NFL Executive of the Year)
 1981 Kenny Easley, S (AFC Defensive Rookie of the Year)
 1983 Kenny Easley, S (*Football News* AFC Defensive Player of the Year)
 Chuck Knox, Head Coach (*UPI* AFC Coach of the Year, *Football News* NFL Coach of the Year)
 Curt Warner, RB (*UPI* AFC Offensive Player of the Year, *UPI* AFC Rookie of the Year)
 1984 Kenny Easley, S (*AP, Pro Football Weekly* and Kansas City 101 Club NFL Defensive Player of the Year, NFL Alumni Association Defensive Back of the Year)
 Chuck Knox, Head Coach (*Football Digest* NFL Coach of the Year, *UPI* & PFWA AFC Coach of the Year)
 Fredd Young, LB (AFC Special Teams Player of the Year)
 1985 Steve Largent, WR (NFL Alumni Association Wide Receiver of the Year)
 Fredd Young, LB (NFL Alumni Association Special Teams Player of the Year)
 Curt Warner, RB (*Sports Illustrated* Comeback Player of the Year)
 1986 Bobby Joe Edmonds, KR (AFC Special Teams Player of the Year)
 Curt Warner, RB (*UPI* AFC Offensive Player of the Year)
 1987 Curt Warner, RB (NFL Alumni Association Running Back of the Year)
 1988 Steve Largent, WR (NFL Man of the Year)
 1992 Cortez Kennedy, DT (*AP, Pro Football Writers, NEA, College & Pro Football Newsweekly* NFL Defensive Player of the Year)
 1993 Rick Mirer, QB (NFL Offensive Rookie of the Year, *UPI* AFC Offensive Rookie of the Year)
 1995 Eugene Robinson, S (Henry P. Iba Citizenship Award from the Tulsa Oklahoma Rotary Club)
 2005 Shaun Alexander, RB (*AP and Pro Football Weekly*/PFWA Most Valuable Player, *AP* Offensive Player of the Year, *The Sporting News*, Maxwell Club and FedEx Ground Player of the Year)
 2006 Josh Brown, K (*Pro Football Weekly* Golden Toe Award)
 2012 Pete Carroll, Head Coach of the Year (Kansas City NFL 101 Club)
 Bruce Irvin, DE (*Pro Football Weekly* All-Rookie Team)
 Marshawn Lynch, RB (*Pro Football Weekly* All-NFL Team)
 Michael Robinson, FB (*Sports Illustrated* All-Pro)
 John Schneider, General Manager (*Sports Illustrated* Executive of the Year)
 Richard Sherman, CB (*Pro Football Weekly* All-NFL Team, *Sporting News* All-Pro, *Sports Illustrated* All-Pro)

NFL/NATIONAL HONORS, continued

- 2012 Earl Thomas, S (*Pro Football Weekly* All-NFL Team, *Sporting News* All-Pro)
 Bobby Wagner, LB (*Pro Football Weekly* All-Rookie Team, *Sports Illustrated* Defensive Rookie of the Year)
 Russell Wilson, QB (*Pepsi Max* NFL Rookie of the Year, *Sports Illustrated* Offensive Rookie of the Year)
- 2013 Brandon Mebane, DT (*Sports Illustrated* All-Pro)
 Richard Sherman, CB (*Pro Football Weekly* All-NFL Team, *Sporting News* All-Pro, *Sports Illustrated* All-Pro)
 Malcolm Smith, LB (Pete Rozelle Trophy - Super Bowl MVP)
 Earl Thomas, S (*Pro Football Weekly* All-NFL Team, *Sporting News* All-Pro, *Sports Illustrated* All-Pro)
- 2014 Richard Sherman, CB (Kansas City 101 Club NFC Defensive Player of the Year, *Sporting News* All-Pro, PFWA All-NFL Team, *Sports Illustrated* MMQB All-Pro)
 Earl Thomas, S (*Sporting News* All-Pro, PFWA All-NFL Team)
- 2015 Michael Bennett, DE (Defensive Pro Bowl MVP)
 Tyler Lockett, WR/RS (PFWA All-Rookie Team)
 Thomas Rawls, RB (PFWA All-Rookie Team)
 Earl Thomas, S (*Sporting News* All-Pro)
 Russell Wilson, QB (Offensive Pro Bowl MVP)

NFL PLAYER OF THE MONTH

- 1986 Curt Warner, RB (October), Dave Krieg, QB (December)
 1989 John L. Williams, FB (December)
 1996 Michael McCrary, DE (December)
 1998 Chad Brown, LB (November)
 1999 Jon Kitna, QB (October), Jeff Feagles, P (December)
 2004 Matt Hasselbeck, QB (December)
 2005 Shaun Alexander, RB (November)
 2006 Ken Hamlin, FB (September), Nate Burleson WR (Special Teams - November)
 2007 Patrick Kerney, DE (November)
 2013 Richard Sherman, CB (September)
 2014 Jon Ryan, P (September), Bobby Wagner, LB (December)
 2015 Tyler Lockett, RS (September & December)

NFL ROOKIE OF THE MONTH

- 1997 Walter Jones, T (October) 2002 Rocky Bernard, DT (September)
 2005 Lofa Tatupe, LB (December/January) 2012 Russell Wilson, QB (December)

NFL PLAYER OF THE WEEK

- 1984 Joe Nash, NT (Week 4), Kenny Easley, S (Week 9), Dave Brown, CB (Week 10), Dave Krieg, QB (Week 13)
 1985 Dave Krieg, QB & Daryl Turner, WR (Week 2), Terry Taylor, CB (Week 9)
 1986 Steve Largent, WR (Week 5), Jacob Green, DE (Week 12)
 1987 Fredd Young, LB (Week 2), Steve Largent, WR (Week 6), Brian Bosworth, LB (Week 15)
 1988 Jacob Green, DE (Week 2), Dave Krieg, QB (Week 16)
 1989 Steve Largent, WR (Week 14)
 1990 Dave Krieg, QB (Week 10), Nesby Glasgow, S (Week 12), DE Jacob Green (Week 17)
 1991 Rufus Porter, LB (Week 13)
 1992 Cortez Kennedy, DT (Week 3)
 1993 Chris Warren, RB (Week 3), *Rick Mirer, QB and P Rick Tuten (Week 5), Eugene Robinson (Week 11)
 1994 Chris Warren, RB (Week 5), Robert Blackmon, S (Week 13)
 1995 Joey Galloway, * WR (Week 11), Robert Blackmon, S (Week 12), Todd Peterson, K (Week 14), Robert Blackmon, S (Week 15), Rick Tuten, P (Week 16)
 1996 Cortez Kennedy, DT (Week 6), Darryl Williams, S (Week 9), Michael McCrary, Special Teams (Week 10), Rick Tuten, P (Week 15), Michael McCrary, DE (Week 17)

NFL PLAYER OF THE WEEK, continued

- 1997 Chad Brown, LB (Week 3), Darryl Williams, S (Week 4),
Warren Moon, QB (Weeks 9 and 11)
- 1998 Jon Kitna, QB (Week 13)
- 1999 Charlie Rogers,* PR, Special Teams (Week 3), Shawn Springs, CB (Week 8)
- 2000 Jon Kitna, QB (Week 11)
- 2001 Shaun Alexander, RB (Weeks 4 and 9), Charlie Rogers, KR, Special Teams (Week 16)
- 2002 Shaun Alexander, RB (Week 4), Matt Hasselbeck QB (Week 12),
Ken Lucas CB (Week 15)
- 2003 Ken Hamlin,* S (Week 2), Bobby Engram, WR, Special Teams (Week 11),
Chad Brown, LB (Week 17)
- 2004 Tom Rouen, P (Week 2), Ken Lucas, CB (Week 3), Michael Boulware,* S (Week 11),
Darrell Jackson, WR (Week 14), Shaun Alexander, RB (Week 16)
- 2005 Shaun Alexander, RB (Weeks 3, 6, 9), Josh Brown, K (Week 7), Andre Dyson, CB (Week
13), Matt Hasselbeck, QB (Week 5)
- 2006 Josh Brown, K (Weeks 6 and 12)
- 2007 Lance Laury, LB/ST (Week 3), Nate Burleson, WR/ST (Week 7), Lofa Tatupu, LB (Week
13), Marcus Trufant, CB (Week 14)
- 2008 Josh Wilson; CB (Week 16)
- 2010 Leon Washington, KR (Week 3), Olindo Mare, K (Week 7), Jon Ryan, P (Week 17)
- 2011 Chris Clemons, DE (Week 11), David Hawthorne, LB (Week 13), Doug Baldwin*, WR/ST
(Week 14)
- 2012 Chris Clemons, DE (Week 3), Richard Sherman, CB (Week 10), Leon Washington, RB/ST
(Week 12), Russell Wilson*, QB (Week 13), Red Bryant, DE/ST (Week 16)
- 2013 Richard Sherman, CB (Week 2), Steven Hauschka, K (Week 4), Golden Tate, ST/WR
(Week 9), Russell Wilson, QB (Week 13), Richard Sherman, CB (Week 15)
- 2014 Kam Chancellor, S (Week 3), Russell Wilson, QB (Week 5), Kam Chancellor, S (Week 12),
Richard Sherman, CB (Week 13), Russell Wilson, QB (Week 16).
- 2015 Michael Bennett, DE (Week 7), Russell Wilson, QB (Week 12), Tyler Lockett,* RS (Week
17).

*Rookie



STEVE LARGENT, WR 1976-89



Pro Football Hall of Fame: Steve Largent became the first Seahawks player to be elected to the Pro Football Hall of Fame on Saturday, January 28, 1995. Largent was formally inducted in Canton, Ohio, on Saturday, July 29, along with Jim Finks, Henry Jordan, Lee Roy Selmon, and Kellen Winslow. He was presented into the Hall of Fame by Seahawks' Vice President Gary Wright. Largent was the 23rd player to be elected in his first year of eligibility.

NFL Records: Concluded his 14 National Football League seasons with league career records for receptions, 819; yards, 13,089; touchdowns, 100; consecutive games with a reception, 177; 50-catch seasons, 10; and 1,000-yard seasons, 8. Became only the second player in NFL history to be the career leader in receptions, yards and touchdowns at the same time joining Green Bay's Don Hutson (1945). Ranked third all-time at the time of his retirement with 40-career 100-yard games, trailing Don Maynard (50) and Lance


Alworth (41). Still ranks 21st in total touchdowns with 101 (has one rushing), 20th with 40 100-yard games, and is 58th in combined yards with 13,396.

Pro Career: Finished in the AFC's (NFC in 1976) top 10 in receptions 10 times in his first 12 seasons, failing only in 1977 and 1982, and in the top-five seven times. Led the AFC in receptions in 1978 with 71 and finished second in 1981 (75) and 1987 (58), and was third in the NFC in 1976 (54). The only NFC wide receiver to catch more passes than Largent in 1976 was Dallas' Drew Pearson (58). Largent's total did lead all rookie wide receivers. Finished in the NFL's top 10 in receiving yards seven times, including a first-place finish in 1985, and a second in 1978, missing the lead by one yard. Missed only 10 games in his career due to injury, including six in 1989 with a broken elbow. Selected to play in the AFC-NFC Pro Bowl game seven times, after the 1978, 1979, 1981, 1984, 1985, 1986, and 1987 seasons. Unable to play in the 1979 game because of a wrist injury. Set the Pro Bowl career yardage record with 236, since surpassed by Tony Gonzalez with 796, and had 17 Pro Bowl receptions. Originally drafted in the fourth round in 1976 by the Houston Oilers. Was waived by the Oilers on August 24, recalled, and traded to the Seahawks for an eighth-round 1977 draft choice on August 26. The Oilers used that choice to select wide receiver Steve Davis from the University of Georgia.

Seahawks Records: Led the team in both receptions and yards in each of the team's first 12 seasons. Voted by his teammates as the Seahawks' Most Valuable Player after the 1977, 1979, 1981, 1985, and 1987 seasons. Was also elected Offensive Captain from 1979-83 and 1985-89. Third in games played (200) but has more starts (197) than any other player in team history. He was the first player voted into the team's Ring of Honor December 23, 1989.

Personal: Represented the 1st District of the State of Oklahoma for four terms. Was elected to the United States House of Representatives on November 8, 1994, and sworn in on November 29. Re-elected to a second two-year term in 1996, and resigned following the first year of his fourth term and sought election as the governor of Oklahoma in November, 2002. Attended Putnam City High School in Oklahoma City, Oklahoma, where he lettered in football and baseball. Steve and his wife, Terry, have three sons, Kyle, Kelly, and Kramer, and a daughter, Casie.

CARL ELLER, DE 1979



Pro Football Hall of Fame: Carl Eller was inducted into the Pro Football Hall of Fame on Sunday, August 8, 2004, along with Bob Brown, John Elway and Barry Sanders. He was presented into the Hall of Fame by his son, Regis.

Pro Career: Selected in the 1st round of NFL draft by Minnesota and AFL draft by Buffalo in 1964. Eller quickly established himself at left defensive end on the Vikings "Purple People Eaters" defensive line. He amassed 44 sacks from 1975-1977 and named first- or second-team All-NFL each season from 1967-1973, playing in six Pro Bowls. He also was effective in blocking kicks and, during his career he recovered 23 opponents' fumbles, the third best mark in NFL annals at the time of his retirement. It was Eller who caused the now infamous fumble that led to teammate Jim Marshall's wrong-way run for a safety in 1964 in a game

against the San Francisco 49ers. The Vikings won the 1969 NFL championship and NFC crowns in 1973, 1974, and 1976 and played in four Super Bowls.

Seahawks Career: The 16-year NFL veteran of 225 games played his final NFL season in Seattle, playing in all 16 games with 26 tackles and 3.0 sacks.

Personal: Born January 25, 1942, in Winston-Salem, N.C.

FRANCO HARRIS, RB 1984



Pro Football Hall of Fame: Franco Harris was inducted into the Pro Football Hall of Fame on Saturday, August 4, 1990, along with Buck Buchanan, Bob Griese, Ted Hendricks, Jack Lambert, Tom Landry and Bob St. Clair.


Pro Career: Harris began his pro football career as the Pittsburgh Steelers No. 1 pick and the 13th player selected in the 1972 NFL Draft. For 12 seasons, the 6-2, 230-pounder from Penn State was a big-yardage running back, a key man in the powerful Pittsburgh offensive machine. Harris established himself as a future superstar when he became only the fourth rookie in NFL annals to rush for 1,000 yards. He gained additional attention by being on the receiving end of the famous "Immaculate Reception" pass from Terry Bradshaw that gave the Steelers their first-ever playoff win, a 13-7 victory

over the Oakland Raiders. In his 13 seasons, the last of which was spent with the Seattle Seahawks in 1984, Harris rushed 2,949 times for 12,120 yards and 91 touchdowns. He rushed for 1,000 yards or more eight seasons and for more than 100 yards in 47 games. His career rushing total and his combined net yardage figure of 14,622 both ranked as the third highest marks in pro football history at the time of his retirement. Was an All-AFC choice in 1972, 1975, 1976, and 1977 and first- or second-team All-Pro six times. He was selected to nine Pro Bowls. Harris played in five AFC championships – missing a sixth because of injury – and four Super Bowls. In Super Bowl IX, when the Steelers won their first-ever league title with a 16-6 victory over Minnesota, Harris rushed for 158 yards, compared to just 17 yards rushing for the entire Vikings team. He was named the game's Most Valuable Player. Harris held numerous Super Bowl and postseason game records by the end of his career. The most notable include 24 points and 354 yards rushing in four Super Bowls and 17 touchdowns and 1,556 yards rushing in 19 playoff games.

Seahawks Career: Harris played his final NFL season in Seattle in 1984. He played in eight games with six starts and rushed 68 times for 170 yards with one catch for 3 yards.

Personal: Born in Fort Dix, N.J., on March 7, 1950.

MIKE MCCORMACK 1982-88



Pro Football Hall of Fame: Mike McCormack was inducted into the Pro Football Hall of Fame on July 28, 1984. He was one of four players honored in 1984 along with Arnie Weinmeister, Willie Brown and Charley Taylor. McCormack played with the Cleveland Browns from 1954-1962 and served as head coach of the Philadelphia Eagles (1973-75), Baltimore Colts (1980-81) and Seattle Seahawks (1982). He also served as president and general manager of the Seahawks. In 1993, he was hired by the newly formed Carolina Panthers as their team president and general manager. He retired from the Panthers' organization in 1997.

Pro Career: One of the game's greatest offensive tackles, he began his pro football career with the NFL's 1951 New York Yanks where as a rookie he earned the starting right tackle spot. That year he earned the first of six trips to the Pro Bowl, before being called into military service. The Baltimore Colts, who acquired his rights before the start of the 1953 season, traded him to the Cleveland Browns

in a massive 15-player deal. Even though the Browns knew McCormack would not be available for a full year, he was the key man in the trade. Coach Paul Brown always considered it one of his wisest personnel moves. In his first season in Cleveland, McCormack, a former University of Kansas star and Chicago native, was asked to fill the middle guard position that had been vacated by the retiring Bill Willis on the defensive unit. It was a tall order, considering Willis would himself be elected to the Hall of Fame. McCormack, not surprisingly, was up to the challenge. He quickly became an important factor on an excellent Cleveland defensive team. McCormack enjoyed perhaps his most memorable individual moment on the defensive team when, in the 1954 NFL Championship Game, he stole the ball from Detroit Lions quarterback Bobby Layne to set up one of the early touchdowns in a 56-10 Cleveland rout. But it was as an offensive tackle that McCormack made his lasting mark in pro football. Mike was the Browns' offensive right tackle for eight years from 1955 through 1962. During that period, the Browns' forward wall played a major role in assuring a balanced offensive approach and McCormack, equally adept as a blocker on rushing plays and as a quarterback protector, was a stabilizing factor throughout the period.

Seahawks Career: In 1982, McCormack joined the Seattle Seahawks as director of football operations, eventually becoming president and general manager the following season. He also served as the Seahawks' interim head coach for the remainder of the 1982 season when Jack Patera was fired after the first two games. McCormack took over during the 57-day players strike and led the team to a 4-3 record. He then returned to his management position when the Seahawks hired Chuck Knox as their new head coach in 1983. Under McCormack's leadership, the Seahawks enjoyed the franchise's finest years until the mid 2000's. During his seven seasons with the team, Seattle reached the postseason four times, including the AFC Championship Game in 1983.

Personal: McCormack passed away on November 15, 2013. He was survived by his wife, Ann, and four children; Michael, Tim, Molly and Colleen. He was a member of the University of Kansas' all-time team and served as co-captain of the 1950 Jayhawks team.

WARREN MOON, QB 1997-98



Pro Football Hall of Fame: Warren Moon was elected to the Pro Football Hall of Fame on Saturday, February 4, 2006, the day before the Seahawks played the Pittsburgh Steelers in Super Bowl XL. Moon was formally inducted in Canton, Ohio, on Sunday, August 6, along with Troy Aikman, Harry Carson, John Madden, Reggie White and Rayfield Wright. He was presented into the Hall of Fame by friend, agent and business associate Leigh Steinberg. Moon was the first African-American quarterback to be inducted.


Pro Career: Prior to the 1978 NFL Draft, some NFL scouts suggested that since University of Washington quarterback Warren Moon had played in a rollout rather than a drop-back passing offense, he would be a mid-round pick. Others speculated that since only one African American quarterback, James Harris, had achieved any measurable success in the NFL, Moon would have to play some other

position. Regardless of which misguided reason motivated NFL scouts, Moon remained confident of his abilities and opted to sign with the Edmonton Eskimos of the Canadian Football League. He went on to lead the Eskimos to an unprecedented five consecutive Grey Cup victories. Eventually, Moon returned to the United States to play for the Houston Oilers in 1984. He racked up nearly 50,000 passing yards in 17 NFL seasons. Moon set a new club record with 3,338 yards passing in his first year with Houston, a mark he would break four more times. In 1986, when the Oilers installed the run-and-shoot offense, Moon's quarterback skills finally became apparent to all. The wide-open offense showcased Moon's strong arm, running skills, and big-play ability. In 1990, Moon led the league with 4,689 passing yards. He also led the league in attempts (584), completions (362), and touchdowns (33), and tied Dan Marino's NFL record with nine 300-yard games in a season. The following year, he again led the league in passing yards 4,690. At the same time, he joined Hall of Fame quarterbacks Marino and Dan Fouts as the only quarterbacks to post back-to-back 4,000-yard seasons. Moon also established new NFL records that season with 655 attempts and 404 completions. Moon was traded to the Minnesota Vikings before the 1994 season. In his debut season, he passed for 4,264 yards and led the team to the playoffs. In his second season in Minnesota, he again passed for more than 4,200 yards. Moon moved on to the Seattle Seahawks as a free agent in 1997 where the veteran star set franchise records for completions (313) and yards passing (3,678) and earned his ninth Pro Bowl selection. Injuries limited his play in 1998. In 1999, Moon joined the Kansas City Chiefs and spent two seasons as a backup there before retiring. Despite spending his first six professional seasons in the CFL, Moon ranked third all-time in NFL passing yardage and fourth in touchdown passes thrown at the time of his retirement.

Seahawks Records: The 17-year NFL veteran played for the Seahawks from 1997-98, setting the franchise record for passing yards in one season with 3,678 in 1997, since surpassed by Matt Hasselbeck and Russell Wilson. His 313 completions in 1997 are third-most in club history, behind Hasselbeck's 352 completions in 2007 and Wilson's 329 in 2015. He holds the club record for most consecutive completions (17).

Personal: Named the NFL's Man of the Year in 1989 for his work in the community, Moon established the Crescent Moon Foundation in 1989 to raise money for college academic scholarships in Seattle, Los Angeles, Houston, and Minneapolis/St. Paul and also has worked as an ambassador for the NFL promoting the game of football both nationally and internationally to young people.

JOHN RANDLE, DT 2001-03



Pro Football Hall of Fame: John Randle was elected into the Pro Football Hall of Fame on Saturday, February 6, 2010, along with Russ Grimm, Rickey Jackson, Dick LeBeau, Floyd Little, Jerry Rice and Emmitt Smith. He was inducted on Saturday, August 7, 2010.


Pro Career: John Randle, a Little All-America from Texas A&I, signed as an undrafted free agent with the Minnesota Vikings in 1990. He embarked on an impressive streak from 1992-01 of 183 games played and 140 starts before a knee injury forced him out of a game. In the 1993 season, Randle registered 12.5 sacks, amassed 59 tackles and forced three fumbles to earn All-Pro honors and a Pro Bowl invitation for the first time. It began a string of six straight All-Pro and Pro Bowl seasons for Randle. He improved his sack total again in 1994 with a NFC-high 13.5 sacks. Randle recorded perhaps his finest season in 1997 when he led the NFL with 15.5 sacks and

also had a career-high 71 tackles. In all, Randle amassed 137.5 sacks during his 14-season career. He led the Vikings in sacks nine times and the Seahawks twice. Thirty-five times he recorded multi-sack games including eight games with three or more sacks. Randle was elected to seven Pro Bowls (1994-99, 2002) and named to the NFL's All-Decade Team of the 1990s.

Seahawks Career: Randle played his final three seasons in Seattle, leading the club in sacks twice and making one Pro Bowl. In 43 games with 35 starts, he collected 23.5 sacks.

Personal: Born on December 12, 1967, in Hearne, Texas.

JERRY RICE, WR 2004



Pro Football Hall of Fame: Jerry Rice was elected into the Pro Football Hall of Fame on Saturday, February 6, 2010, along with Russ Grimm, Rickey Jackson, Dick LeBeau, Floyd Little, John Randle and Emmitt Smith. He was inducted on Saturday, August 7, 2010.

Pro Career: The San Francisco 49ers used their first round draft pick (16th overall) in 1985 on Jerry Rice from little known Mississippi Valley State. In 1986, Rice recorded a season that began perhaps the finest stretch by any receiver in NFL history. That year, he caught 86 passes for a league-leading 1,570 yards. He also led the NFL in touchdown catches with 15. It marked the first of 11 straight 1,000-yard seasons for Rice who also recorded double-digit receiving touchdown totals in nine of the next 10 seasons. The following year, Rice set the NFL record for touchdown receptions in a season with 22. His first of four seasons with 100 catches

came in 1990 when he had an even 100 receptions to lead the NFL in that category. He led the NFL in receiving yards six times including an NFL record 1,848 yards in 1995. Rice also led the NFL in touchdown receptions six times. No wide receiver in NFL history played more than Rice's 20 seasons. By the time he retired after finishing his career with Oakland and Seattle, he was the most prolific wide receiver in NFL history with staggering career totals. He owns virtually every significant receiving mark. Some of the more notable career records include receptions (1,549); receiving yards (22,895 yards); most 1,000-yard receiving seasons (14); total touchdowns (208); and combined net yards (23,546). Rice has a hold on multiple NFL playoff and Super Bowl records. He played in eight conference championships and four Super Bowls. He earned three Super Bowl rings with the 49ers and was named the Most Valuable Player of San Francisco's Super Bowl XXIII win over the Cincinnati Bengals. Rice, who was named first-team All-Pro 11 consecutive seasons and voted to 13 Pro Bowls, is also a member of the NFL's All-Decade Teams of the 1980s and 1990s and NFL's 75th Anniversary Team.

Seahawks Career: Rice finished his career in Seattle, playing in 11 games with nine starts in 2004. He caught 24 passes for 362 yards with a long of 56 and three touchdowns.

Personal: Born on October 13, 1962, in Starkville, Miss.

CORTEZ KENNEDY, DT 1990-2000



Pro Football Hall of Fame: Cortez Kennedy was elected to the Pro Football Hall of Fame on Saturday, February 4, 2012, the day before Super Bowl XLVI. Kennedy was formally inducted in Canton, Ohio, on Saturday, August 4, along with Jack Butler, Dermontti Dawson, Chris Doleman, Curtis Martin and Willie Roaf. Kennedy follows only Steve Largent to enter the Hall of Fame representing the Seahawks. He was presented into the Hall of Fame by Dixie Fraley Keller, the widow of long-time agent, financial advisor and friend, Robert Fraley.


Pro Career: The Seattle Seahawks used the third overall selection of the 1990 NFL Draft on All-America defensive tackle Cortez Kennedy from the University of Miami. The move proved to be wise as Kennedy became a fixture on the Seahawks defensive line for 11 seasons. Extremely durable, he did not miss a single game until his eighth season. In his rookie season, Kennedy played in all 16 games, two of which were starts. He produced impressive numbers including a season-high 10 tackles and a sack against the Miami Dolphins. For

his efforts, he was named to the NFL's All-Rookie team. The following season Kennedy moved into a full-time starting role at right defensive tackle for the Seahawks and responded by earning his first Pro Bowl berth. In 1992, despite the Seahawks finishing with a disappointing 2-14 record, Kennedy was named the NFL's Defensive Player of the Year. It marked just the third time in league history that a player from a losing team won the Associated Press Defensive Player of the Year Award. He led Seattle that season with a career-high 14 sacks, the most of any interior lineman, and also recorded a career-best 92 tackles, recovered one fumble and batted down two passes. Although he was often double- or even triple-teamed Kennedy managed to lead or rank near the top in tackles each season. In 1996, he was voted to a team record sixth consecutive Pro Bowl and also was named the team's MVP and the winner of the Steve Largent Award given to the player that best exemplified the spirit, dedication and integrity of the Seahawks. He added two more Pro Bowls following the 1998 and 1999 seasons. Kennedy recorded one of his finest seasons in 1999. A 10-year veteran, he started all 16 games, recorded 73 tackles, 6.5 sacks and intercepted two passes to help the Seahawks reach the playoffs for the first time since 1988. In all, he registered 58 sacks, intercepted three passes and scored one touchdown on a fumble recovery during his 167-game career. He twice led the team in sacks (1992 and 1995). Aside from his eight Pro Bowls, Kennedy was named first-team All-NFL in 1992, 1993 and 1994, selected second-team All-Pro twice, All-AFC four times and was named to the NFL's All-Decade Team of the 1990s. On September 17, 2006, Kennedy became the 10th member inducted into the Seahawks Ring of Honor.

Seahawks Records: Kennedy ranks among the top-10 in many Seahawks categories, including: eighth in games played (167), seventh in games started (153), fourth in forced fumbles (13), eighth in tackles (668), fourth in sacks (58.0), fourth in sack yardage (390.5) and second in Pro Bowl nominations (8).

Personal: Born on August 23, 1968, Kennedy attended Northwest Mississippi Community College before transferring to Miami. Prepped at Rivercrest High School in Wilson, Ark.

WALTER JONES, T 1997-2009



Pro Football Hall of Fame: Walter Jones was elected to the Pro Football Hall of Fame on Saturday, February 1, 2014, the day before Seattle defeated Denver in Super Bowl XLVIII in New York/New Jersey. Jones was formally inducted in Canton, Ohio, on Saturday, August 2, along with Derrick Brooks, Ray Guy, Claude Humphrey, Andre Reed, Michael Strahan and Aeneas Williams. Jones joins Steve Largent and Cortez Kennedy to enter the Hall of Fame representing the Seahawks for their entire careers.

Pro Career: Jones retired from the NFL on April 29, 2010. In his honor, the team immediately retired his number 71 jersey and Governor Christine Gregoire declared the following day, Walter Jones Day, urging all citizens to join her in saluting his remarkable career. Since coming to Seattle as a first-round pick in 1997, Jones started all 180 games played while becoming the most dominant left tackle of his time. In 13 seasons, he was called for holding nine times and in 5,703 pass attempts, surrendered just 23 sacks according to coaches statistics. He was selected to nine

Pro Bowls (1999, 2001-08), passing Cortez Kennedy for most in team history, and was also a six-time AP All-Pro (1st Team in 2001, 2004, 2005, 2007 and 2nd Team in 2006 and 2008). Seattle selected Jones with the sixth overall pick in the 1997 NFL Draft, which was acquired in a draft-day trade with the Tampa Bay Buccaneers in exchange for Seattle's first-round pick (#12, RB Warrick Dunn) and third-round pick (#66, CB Ronde Barber). He was named to his first Pro Bowl following the 1999 season, becoming the first Seattle offensive lineman to accomplish that feat. Jones was part of the offensive line that helped Shaun Alexander to the fourth-best (currently seventh) rushing game in NFL history with 266 yards vs. Oakland (11/11/01) and helped Alexander to an NFL-record five first-half touchdowns vs. Minnesota (9/29/02). In 2005, he paved the way for Alexander's MVP year with a Seattle-record 1,880 rushing yards and then-NFL-record 28 total touchdowns.

Seahawks Records: Jones ranks fourth in Seattle history in games played (180) and second in games started (180). He became the first Seahawks player to reach double-digits in postseason appearances and was inducted into the team's Ring of Honor on November 2, 2014.

Personal: A second-team All-ACC selection as a junior, he transferred to Florida State after two seasons at Holmes (Miss.) Community College, where he was named Mississippi Junior College Player of the Year in 1994. Jones played at Aliceville (Ala.) High where he lettered in basketball and football.



STEVE LARGENT

Wide Receiver 5-11 191
 Tulsa
 14 Seahawks Seasons
 Trade (Houston) 1976
 Career Games/Starts: 200/197
 Birthdate: September 28, 1954
 Tulsa, Oklahoma
 Ring of Honor:
 December 23, 1989

80

The inaugural inductee into the Ring of Honor in 1989, Steve Largent concluded his 14 National Football League seasons with league career records for receptions, 819; yards, 13,089; touchdowns, 100; consecutive games with a reception, 177; 50-catch seasons, 10; and 1000-yard seasons, 8. Largent became the first Seahawks player to be elected to the Pro Football Hall of Fame on July 29, 1995, and only the 23rd player to be elected in first year of eligibility. He finished in the AFC's (NFC in 1976) top 10 in receptions 10 times in his first 12 seasons. Led the AFC in receptions in 1978 with 71 and finished second in 1981 and 1987. Largent finished in the top 10 in receiving yards seven times, including a first-place finish in 1985, and second in

1978, missing the lead by one yard. Selected to play in the Pro Bowl seven times (1978, 1979, 1981, 1984, 1985, 1986, and 1987) and was first-team All-NFL (AP) in both 1979 and 1985. Largent led the team in both receptions and yards in each of the team's first 12 seasons. Third in games played (200) but has more starts (197) than any other player in Seahawks history. After retiring from the game in 1989, Largent would gain political aspirations and represented the 1st District of the State of Oklahoma for four terms. He would then serve and be re-elected for his home state in the United States House of Representatives before resigning in his first-year of his fourth term to pursue the governorship of Oklahoma.

LARGENT'S NFL RECORD

Club	G/S	Receiving				Rushing				
		No.	Yds.	Avg.	LG	TD	Att.	Yds.	Avg.	TD
1976 Seattle	14/13	54	705	13.0	45	4	4	-14	-3.5	0
1977 Seattle	14/14	33	643	19.4	74	10	0	0	0.0	0
1978 Seattle	16/16	71	1,168	16.5	57	8	0	0	0.0	0
1979 Seattle	15/15	66	1,237	*18.7	55	9	0	0	0.0	0
1980 Seattle	16/16	66	1,064	16.1	67	6	1	2	2.0	0
1981 Seattle	16/16	75	1,224	16.3	57	9	6	47	7.8	1
1982 Seattle	8/8	34	493	14.5	45	3	1	8	8.0	0
1983 Seattle	15/14	72	1,074	14.9	46	11	0	0	0.0	0
1984 Seattle	16/16	74	1,164	15.7	65	12	2	10	5.0	0
1985 Seattle	16/16	79	*1,287	16.3	43	6	0	0	0.0	0
1986 Seattle	16/16	70	1,070	15.3	38	9	0	0	0.0	0
1987 Seattle	13/13	58	912	15.7	58	8	2	33	16.5	0
1988 Seattle	15/15	39	645	16.5	46	2	1	-3	-3.0	0
1989 Seattle	10/9	28	403	14.4	33	3	0	0	0.0	0
Career Totals	200/197	*819	*13,089	16.0	74	*100	17	81	4.9	1
Seahawks Totals	200/197	819	13,089	16.0	74	100	17	81	4.9	1

Playoff Games Played/Started: 1983: 3/3, 1984: 2/2, 1987: 1/1, 1988:1/1, Career: 7/7

LARGENT'S SINGLE-GAME HIGHS

Receptions: *15 vs. Detroit (10/18/87)

Yards: *261 vs. Detroit (10/18/87)

Longest: 74 vs. San Diego (11/27/77)


Most TDs: 3, 3 times, last vs. Detroit (10/18/87)

ADDITIONAL STATS

Passing: 7 attempts, 2 complete for 29 yards. Punt Returns: 8 for 68 yards, 8.5 average, 12 long, 1 fair catch. Kickoff Returns: 8 for 156 yards, 19.5 average, 30 long. Scoring: 1 TD rushing (1981), 1 PAT (1985).

*Team Record

JIM ZORN



Quarterback 6-2 200
 Cal Poly-Pomona
 9 Seahawks Seasons
 Free Agent 1976
 Seattle Games/Starts: 126/100
 Career Games/Starts: 140/106
 Birthdate: May 10, 1953
 Whittier, California
 Ring of Honor: August 3, 1991

10

Inducted into the Ring of Honor in 1991, Jim Zorn was the starting quarterback for the Seahawks during their inaugural season in 1976 and would remain at the helm for the next seven years. Named the NFC Offensive Rookie of the Year in 1976 as he led the NFL in attempts with 439 and set a then-record 2,571 passing yards, which was also a record for an expansion team. By the end of the 1979 season, Zorn became only the third player to throw for 10,000 yards in his first four seasons. In 1978, he earned numer-

ous accolades, which included being named AFC Player of the Year by the Washington D.C. Touchdown Club and first-team All-NFL by the NEA. Zorn, along with former Seahawks QB Matt Hasselbeck, are the only two Seahawks quarterbacks to throw for 300 yards in back-to-back games which he accomplished twice, once in 1979 and again in 1981. Zorn finished his career leading the Seahawks in every passing category amassing 20,122 passing yards and 107 touchdown passes.

ZORN'S NFL RECORD

PASSING

Year	Club	G	Att.	Comp.	Yds.	Pct.	TD	Int.	LG	Sacked	Rate.
1976	Seattle	14	439	208	2,571	.473	12	27	80	25/196	49.5
1977	Seattle	10	251	104	1,687	.414	16	19	82	12/51	54.3
1978	Seattle	16	443	248	3,283	.560	15	20	64	44/284	72.1
1979	Seattle	16	505	285	3,661	.564	20	18	65	23/201	77.7
1980	Seattle	16	488	276	3,346	.566	17	20	67	44/341	72.3
1981	Seattle	13	397	236	2,788	.594	13	9	80	24/201	82.4
1982	Seattle	9	245	126	1,540	.514	7	11	50	20/152	61.9
1983	Seattle	16	205	103	1,166	.502	7	7	43	9/64	64.8
1984	Seattle	16	17	7	80	.412	0	2	21	1/8	16.4
1985	Green Bay	13	123	56	794	.455	4	6	56	11/89	57.4
1987	Tampa Bay	1	36	20	199	.556	0	2	26	7/43	48.3
Career Totals		140	3,149	1,669	21,115	.530	111	141	82	220/1,630	67.3
Seahawks Totals		126	2,990	1,593	20,122	.533	107	133	82	202/1,498	67.9

RUSHING

Year	Club	G	Att.	Yds.	Avg.	LG	TD
1976	Seattle	14	52	246	4.7	19	4
1977	Seattle	10	25	141	5.6	15	1
1978	Seattle	16	59	290	4.9	23	6
1979	Seattle	16	46	279	6.1	41	2
1980	Seattle	16	44	214	4.9	25	1
1981	Seattle	13	30	140	4.7	20	1
1982	Seattle	9	15	113	7.5	35	1
1983	Seattle	16	30	71	2.4	18	1
1984	Seattle	16	7	-3	-0.4	7	0
1985	Green Bay	13	10	9	0.9	8	0
1987	Tampa Bay	1	4	4	1.0	5	0
Career Totals		140	322	1,504	4.7	41	17
Seahawks Totals		126	308	1,491	4.8	41	17



ZORN'S SINGLE GAME HIGHS

Attempts: 49 vs. Philadelphia (12/12/76)


Yards: 384 vs. New Orleans (11/18/79)

Most TDs: 4, 4 times, last vs. New England (9/21/80)

Completions: 31 vs. Kansas City (9/27/81)

Longest: 82 vs. Cincinnati (9/25/77) to David Sims

Interceptions: 6 vs. Detroit (10/24/76)



DAVE BROWN

Cornerback 6-1 197
Michigan
11 Seahawks Seasons
Veteran Allocation (Pitt)
Seattle Games/Starts: 159/159
Career Games/Starts: 172/159
Birthdate: January 16, 1953
Akron, Ohio
Ring of Honor: August 22, 1992

22

Inducted into the Ring of Honor in 1992, Dave Brown was an 11-year starter in the Seahawks' secondary from 1976-86. Coming over from the Pittsburgh Steelers in the Veteran Allocation Draft in 1976, Brown played at the free safety position leading the team with four interceptions. The following season No. 22 would shift over to the right-side cornerback position where he would be the "cornerstone" of the Seahawks' defense for the next 10 years, picking off another 46 passes, retiring as the all-time Seahawks

leader in the category with 50. In 1984, Brown picked off eight passes and was named to the AFC Pro Bowl squad and first-team All-NFL by NFL Films. Two of those interceptions were part of a NFL-record four interception returns for touchdowns on November 4, 1984, against the Kansas City Chiefs. Brown had returns of 90 and 58 yards. Brown retired as the Seahawks' leader in interception return yards (643), interception returns for touchdowns (5), and the aforementioned interceptions (50).

BROWN'S NFL RECORD

Club	G/S	Tkl.	QB	Int.	Yds.	Avg.	LG	TD	FF	FR
1975 Pittsburgh	13/0	6	0.0	0	0	0.0	0	0	0	0
1976 Seattle	14/14	111	0.0	4	70	17.5	33	0	2	0
1977 Seattle	14/14	64	0.0	4	68	17.0	29	1	0	0
1978 Seattle	16/16	41	0.0	3	44	14.7	44	0	0	3
1979 Seattle	16/16	65	0.0	5	46	9.2	23	0	0	0
1980 Seattle	16/16	63	1.0	6	32	5.2	24	0	0	0
1981 Seattle	10/10	48	0.0	2	2	1.0	2	0	1	1
1982 Seattle	9/9	50	1.0	1	3	3.0	3	0	0	2
1983 Seattle	16/16	54	0.0	6	83	11.2	37	0	6	2
1984 Seattle	16/16	54	0.0	8	*179	22.4	90	2	0	1
1985 Seattle	16/16	61	0.0	6	58	9.7	28	1	0	1
1986 Seattle	16/16	73	0.0	5	58	11.6	24	1	1	1
Career Totals	172/159	690	2.0	50	643	12.9	90	5	10	11
Seahawks Totals	159/159	684	2.0	*50	*643	12.9	90	*5	10	11

PUNT RETURNS

Club	No.	Yds.	Avg.	LG	TD
1975 Pittsburgh	22	217	9.9	48	0
1976 Seattle	11	74	6.7	19	0
Career Totals	33	291	8.8	48	0

Playoff Games Played/Started: 1975: 3/0, 1983: 3/3, 1984: 2/2.
Career: 8/5



BROWN'S SINGLE-GAME HIGHS

Interceptions: 2, 5 times, last vs. Kansas City (11/4/84) **Longest Interception Return:** 90 vs. Kansas City (11/4/84)

Most Yards Returned: *148 vs. Kansas City (11/4/84) **Most Touchdowns:** *2 vs. Kansas City (11/4/84)

*Team Record

PETE GROSS

Radio
Play-by-Play

17 Seahawks Seasons (1976-92)

Birthdate: December 28, 1936
Whittier, California
Ring of Honor: November 30, 1992




Inducted into the Seahawks' Ring of Honor in 1992, Pete Gross served as the radio play-by-play for 17 seasons from the Seahawks' inaugural 1976 season through 1992. One of the most beloved people to have ever been associated with the Seahawks' franchise, fans will never forget his numerous "touch-down Seahawks" calls. Over his 17 seasons, Gross called all but the five games he missed in 1992 while battling cancer. His career included eight playoff games and in the 1983 season Gross came within one game of the Super Bowl when Seattle faced the Los Angeles Raiders in the AFC Championship Game. The Seahawks lost that game 30-14. Gross was diagnosed with cancer in 1989. He succumbed to the disease in 1992, just two days after his induction into the Ring. He was inducted into the Ring during a Monday night game versus the Denver

Broncos, a game the 2-14 Seahawks won in overtime. Prior to moving to the Seahawks, he was the play-by-play voice of the University of Washington in both football and basketball. He came to Seattle after calling play-by-play for the University of the Pacific. Gross' legacy remains; the Seahawks are actively involved with the Pete Gross House. The Pete Gross House, which opened in November of 1999, is a 69-unit apartment complex that provides housing for families undergoing treatment at the Fred Hutchinson Cancer Research Center. The Pete Gross House is also the location of the Hutch School, a fully accredited K through 12 school for cancer patients and their siblings. The Seahawks took an active roll in seeing the project through to completion and participate in an annual fundraiser for the continued upkeep of the facility.



Gross was inducted into the Seahawks' Ring of Honor during the Seahawks Monday night game versus the Denver Broncos. The Seahawks won the game and presented Gross with the game ball. Gross passed away three days later.



CURT WARNER

Running Back 5-11 205
Penn State
7 Seahawks Seasons
1st Round 1983
Seattle Games/Starts: 93/92
Career Games/Starts: 100/94
Birthdate: March 18, 1961
Wyoming, West Virginia
Ring of Honor: November 27, 1994

28

Curt Warner was inducted into the Ring of Honor on November 27, 1994, after a career that spanned seven years from 1983-89 and saw him hold every Seahawks rushing record when he was done. Immediately thrust into the Seahawks' lineup his rookie season, Warner would rush for 1,449 yards and 13 touchdowns highlighted by a then, Seahawks record 207-yard-effort against Kansas City. The season was capped off by being named a starter in the Pro Bowl, 1983 AFC Player of the Year by the Washington D.C. Touchdown Club and NFLPA, AFC Offensive Player of the Year by the NFLPA and UPI, second-team All-NFL by the AP and *Football Digest* and first-team All-Rookie by *Pro Football Digest* and *Pro Football Weekly*. After suffering a season-



ending injury in the first game of 1984, Curt would bounce back in 1985 rushing for 1,094 yards and being named the NFL's Comeback Player of the Year by *Sports Illustrated*. Warner would not look back his final three seasons leading the team in rushing each year, averaging 1,164 a season and 10 touchdowns, including a then-Seahawks record four TDs vs. Denver in 1988. Warner would be named to two more Pro Bowls (1986-87) bringing his career total to three, and was named AFC Offensive Player of the Year by the UPI in 1986, and first-team All-NFL by *Sports Illustrated* in 1987. He finished his career with 6,705 yards rushing on 1,649 carries with 62 touchdowns. He is currently second all-time in Seahawks history in attempts (1,649), third in rushing yards (6,705) and touchdowns (55) and fourth in total touchdowns (62).

WARNER'S NFL RECORD


Club	G/S	Att.	Rushing			LG	TD	Receiving			LG	TD
			Yds.	Avg.				No.	Yds.	Avg.		
1983 Seattle	16/16	335	1,449	4.3	60	13	42	325	7.7	28	1	
1984 Seattle	1/1	10	40	4.0	9	0	1	19	19.0	19	0	
1985 Seattle	16/16	291	1,094	3.8	38	8	47	307	6.5	27	1	
1986 Seattle	16/16	319	1,481	4.6	60	13	41	342	8.3	26	0	
1987 Seattle	12/12	234	985	4.2	57	8	17	167	9.8	30	2	
1988 Seattle	16/16	266	1,025	3.9	29	10	22	154	7.0	17	2	
1989 Seattle	16/15	194	631	3.3	34	3	23	153	6.7	24	1	
1990 LA Rams	7/2	49	139	2.8	9	1	0	0	0.0	0	0	
Career Totals	100/94	1,698	6,844	4.0	60	56	193	1,467	7.6	30	7	
Seahawks Totals	93/92	1,649	6,705	4.1	60	55	193	1,467	7.6	30	7	

WARNER'S SINGLE-GAME HIGHS

Rushes: 32 vs. KC (11/27/83) OT
Yards: 207 vs. KC (11/27/83) OT
Longest, no TD: 60 vs. Kansas City (9/4/83)
Longest, TD: 60 vs. Denver (12/20/86)

TDs: 4 vs. Denver (12/11/88)
Receptions: 6, 4 times, last vs. KC (11/9/86)
Yards: 72 vs. Kansas City (9/4/83)
TDs: 1, 6 times, last vs. L.A. Raiders (11/28/88)

JACOB GREEN



Defensive End **6-3** **252**
Texas A&M
12 Seahawks Seasons
1st Round 1980
Seattle Games/Starts: 178/176
Career Games/Starts: 180/176
Birthdate: January 21, 1957
Pasadena, Texas
Ring of Honor: September 3, 1995

79

Jacob Green became the second Seahawks defensive player to be inducted into the Ring of Honor on September 3, 1995. Green was a fixture at the left defensive end position for 11 years (1980-91). From the time the NFL made it an official statistic in 1982 until his retirement, Jacob was the third-most productive sack artist in the game, trailing only the likes of Lawrence Taylor and Reggie White. In 1983, Green registered a single-game Seahawks record 3.5 sacks against the Los Angeles Raiders, and the NFL's longest interception return for the season, a 73-yard

touchdown at Cleveland. The following year, Green equaled a team-record four fumble recoveries and registered a then-playoff record 2.5 sacks in a Wild Card game against the Los Angeles Raiders. Green's career was highlighted by two Pro Bowl selections in 1986 and 1987. In '86, he set a Seattle record with 4.0 sacks vs. the Giants. Green can be found scattered all over the Seahawks' record book having played in the fifth-most games (178), third-most starts (176), most fumble recoveries (17), fifth-most tackles (718), and most career sacks (116.0).

GREEN'S NFL RECORD

Club	G/S	Tkl.	QB	Int.	FF	FR
1980 Seattle	14/13	58	6.5	0	0	0
1981 Seattle	16/16	74	12.0	0	6	1
1982 Seattle	9/9	36	3.0	0	1	0
1983 Seattle	16/16	61	16.0	1	1	2
1984 Seattle	16/16	69	13.0	0	4	4
1985 Seattle	16/16	92	13.5	1	*7	2
1986 Seattle	16/16	64	12.0	0	1	1
1987 Seattle	12/12	48	9.5	0	3	1
1988 Seattle	16/16	54	9.0	0	1	2
1989 Seattle	15/14	47	3.0	0	1	1
1990 Seattle	16/16	60	12.5	0	3	1
1991 Seattle	16/16	56	6.0	1	0	0
1992 San Francisco	2/0	1	0.0	0	0	0
Career Totals	180/176	720	116.0	3	28	15
Seahawks Totals	178/176	719	*116.0	3	*28	15

*Team Record


Playoff Games Played/Started: 1983: 3/3, 1984: 2/2, 1987: 1/1, 1988: 1/1. **Career: 7/7**



GREEN'S ADDITIONAL STATISTICS

Scoring: 2 TDs on interception returns (1983, 1985)
 2 TDs on fumble returns (1985, 1988)

Blocked Kicks: PAT (1986, 1989)
 FG (1985, 1988)



KENNY EASLEY

Safety 6-3 198
UCLA
7 Seahawks Seasons
1st Round 1981
Seattle Games/Starts: 89/87
Career Games/Starts: 89/87
Birthdate: January 15, 1959
Chesapeake, Virginia
Ring of Honor: October 14, 2002

45

Kenny Easley was inducted into the Ring of Honor on October 14, 2002, with a sellout crowd and millions watching the Monday Night Football halftime ceremony at home. Easley redefined the strong safety position in seven years from 1981-87. Voted by the *Associated Press* as the NFL Defensive Player of the Year in 1984, Easley had 32 interceptions in his storied career. This fierce hitter registered 107 tackles, three interceptions and returned an interception 82 yards vs. Cleveland in his rookie campaign, earning him AFC Rookie of the Year by the NFL Players' Association. The following season, Easley would earn the first of five Pro Bowl appearances, including being

named a starter from 1983-85, and again in 1987. The crowning jewel of Easley's career came in 1984 where he spearheaded the NFL's sixth-rated defense that culminated into a Seahawks record 12 wins in the regular season and a Wild Card victory over the rival Los Angeles Raiders. He tied a Seahawks team record by intercepting 10 passes, including three against San Diego on October 29. Easley would be named first-team All-NFL by the *Associated Press* for the second year in a row and was bestowed that honor again in 1985. Easley finished his career with 498 tackles, seven sacks, 10 forced fumbles, nine fumble recoveries, and 32 interceptions.

EASLEY'S NFL RECORD

Club	G/S	Tkl.	QB	Int.	Yds.	Avg.	LG	TD	FF	FR
1981 Seattle	14/14	107	0.0	3	155	51.7	82	1	0	3
1982 Seattle	8/8	55	1.0	4	48	12.0	44	0	1	1
1983 Seattle	16/15	82	3.0	7	106	13.2	38	0	1	3
1984 Seattle	16/16	75	0.0	*10	126	12.6	58	2	3	1
1985 Seattle	13/13	79	2.0	2	22	11.0	16	0	3	0
1986 Seattle	10/10	59	1.0	2	34	17.0	24	0	2	0
1987 Seattle	12/11	41	0.0	4	47	11.8	22	0	0	1
Career Totals	89/87	498	7.0	32	538	15.8	82	3	10	9
Seahawks Totals	89/87	498	7.0	32	538	15.8	82	3	10	9

PUNT RETURNS

Club	No.	Yds.	Avg.	LG	TD
1982 Seattle	1	15	15.0	15	0
1983 Seattle	1	6	6.0	6	0
1984 Seattle	16	194	12.1	42	0
1985 Seattle	8	87	10.9	25	0
Career Totals	26	302	11.6	42	0


Playoff Games Played/Started: 1983: 3/3, 1984: 2/2. Career: 5/5

EASLEY'S SINGLE-GAME HIGHS

Interceptions: *3 vs. San Diego (10/29/84)
Longest Interception Return: 82 vs. Cleveland (12/20/81)
Most Yards Returned: 125 vs. Cleveland (12/20/81)
Most Touchdowns: 1, 3 times, last vs. Kansas City (11/4/84)
 * Team Record



DAVE KRIEG



Quarterback
Milton
12 Seahawks Seasons
Free Agent 1980
Seattle Games/Starts: 129/119
Career Games/Starts: 213/175
Birthdate: October 20, 1958
Schofield, Wisconsin
Ring of Honor: September 26, 2004

17

Dave Krieg became the eighth member of the Seahawks' Ring of Honor on September 26, 2004. Krieg spent the first 12 years (1980-91) of his 19-year NFL playing career with the Seahawks while becoming the club's all-time leader in 31 career, season and single-game passing categories at the time of his departure. He is still at the top of 20 of those categories, including career passing yards (26,132), completions (2,096), attempts (3,576), and touchdowns (195). Krieg originally joined the Seahawks as an undrafted free

agent from Milton College in 1980, and became the regular starter nine games into the 1983 season. The three-time Pro Bowler (1984, 1988 and 1989) was the only Seattle quarterback with a playoff victory and led the Seahawks to their only conference championship game in 1983, a club-record 12 wins and the playoffs in 1984, and back-to-back playoff appearances again in 1987 and 1988, since matched and surpassed by Matt Hasselbeck and Russell Wilson.

KRIEG'S NFL RECORD

PASSING

Year	Club	G	Att.	Comp.	Yds.	Pct.	TD	Int.	LG	Sacked	Rate
1980	Seattle	1	2	0	0	0.0	0	0	0	1/6	2.1
1981	Seattle	7	112	64	843	57.1	7	5	57	11/85	83.3
1982	Seattle	3	78	49	501	62.8	2	2	44	16/117	79.1
1983	Seattle	9	243	147	2,139	60.5	18	11	50	38/279	95.0
1984	Seattle	16	480	276	3,671	57.5	32	24	80t	40/314	83.3
1985	Seattle	16	532	285	3,602	53.6	27	20	54	52/448	76.2
1986	Seattle	15	375	225	2,921	60.0	21	11	72	35/281	91.0
1987	Seattle	12	294	178	2,131	60.5	23	15	75	27/247	87.6
1988	Seattle	9	228	134	1,741	58.8	18	8	75	12/92	94.6
1989	Seattle	15	499	286	3,309	57.3	21	20	60	37/289	74.8
1990	Seattle	16	448	265	3,194	59.2	15	20	63	40/360	73.6
1991	Seattle	10	285	187	2,080	65.6	11	12	60	32/216	82.5
1992	Kansas City	16	413	230	3,115	55.7	15	12	77	48/323	79.9
1993	Kansas City	12	189	105	1,238	55.6	7	3	66	22/138	81.4
1994	Detroit	14	212	131	1,629	61.8	14	3	51	14/100	101.7
1995	Arizona	16	521	304	3,554	58.3	16	21	48	53/380	72.6
1996	Chicago	13	377	226	2,278	59.9	14	12	53	14/104	76.3
1997	Tennessee	8	2	1	2	50.0	0	0	2	0/0	47.9
1998	Tennessee	5	21	12	199	57.1	0	0	55	2/15	89.2
Career Totals		213	5,311	3,105	38,147	58.5	261	199	80t	494/3,794	81.5
Seahawks Totals		129	3,576	2,096	26,132	58.6	195	148	80t	341[^]/2,734	82.3

[^]Seahawks Career Record

KRIEG'S SINGLE-GAME HIGHS

Attempts: 51 vs. Atlanta (10/13/85)


Yards: 418 vs. Denver (11/20/83)

Most TDs: 5*, 3 times, last vs. L.A. Raiders (11/28/88)

Completions: 33 vs. Atlanta (10/13/85)

Longest: 80t vs. Denver (11/25/84)

Interceptions: 5 vs. Kansas City (12/9/84)



CHUCK KNOX

Head Coach

Juniata College
9 Seahawks Seasons (1983-91)

Birthdate: April 27, 1932
Sewickley, Pennsylvania
Ring of Honor: September 25, 2005

Chuck Knox was the ninth member inducted to the Ring. He spent nine of his 22 illustrious seasons at the helm of the Seahawks from 1983-91, during which time he led Seattle to 80 wins en route to becoming the winningest coach in club history, since surpassed by Mike Holmgren. Compared to 63 losses, his winning percentage of .559 is second among Seattle coaches with at least eight games coached. Knox posted six winning seasons with Seattle and led the Seahawks into postseason play four times. The Seahawks' three playoff wins under Knox were the only postseason wins in club history until 2005. Knox was named NFL

Coach of the Year following both the 1983 and 1984 seasons, where Seattle posted a 21-11 record, advanced to the 1983 AFC Championship Game and in 1984 posted the best record in franchise history at the time with a 12-4 mark. One of the NFL's all-time winningest coaches, Knox ranks ninth in league history with 193 career victories (193-158), including playoffs. He was the first coach in NFL history to lead three different franchises to the playoffs and was named NFL Coach of the Year four times while coaching three different teams (L.A. Rams-1973, Bills-1980, Seahawks-1983-84).

KNOX'S NFL RECORD

	Club	Regular Season			Postseason	
		Won	Lost	Tied	Won	Lost
1973	L.A. Rams	12	2	0	0	1
1974	L.A. Rams	10	4	0	1	1
1975	L.A. Rams	12	2	0	1	1
1976	L.A. Rams	10	3	1	1	1
1977	L.A. Rams	10	4	0	0	1
1978	Buffalo	5	11	0	0	0
1979	Buffalo	7	9	0	0	0
1980	Buffalo	11	5	0	0	1
1981	Buffalo	10	6	0	1	1
1982	Buffalo	4	5	0	0	0
1983	Seattle	9	7	0	2	1
1984	Seattle	12	4	0	1	1
1985	Seattle	8	8	0	0	0
1986	Seattle	10	6	0	0	0
1987	Seattle	9	6	0	0	1
1988	Seattle	9	7	0	0	1
1989	Seattle	7	9	0	0	0
1990	Seattle	9	7	0	0	0
1991	Seattle	7	9	0	0	0
1992	L.A. Rams	6	10	0	0	0
1993	L.A. Rams	5	11	0	0	0
1994	L.A. Rams	4	12	0	0	0
Career Totals		186	147	1	7	11
Seahawks Totals		80	63	0	3	4

*Ties club record

CORTEZ KENNEDY

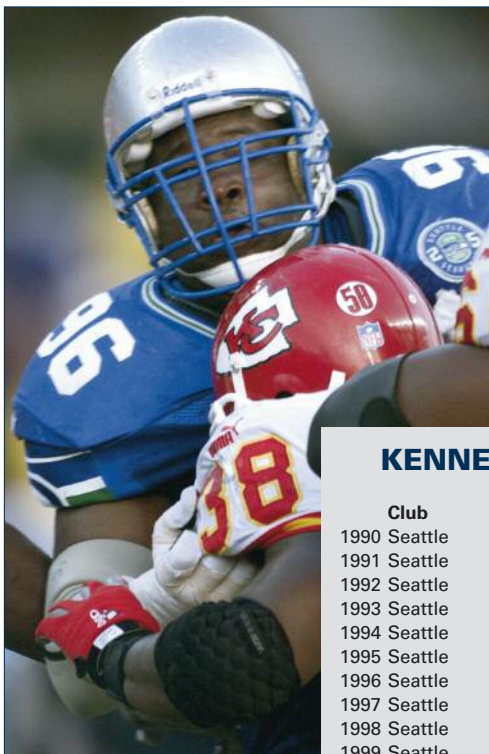


Defensive Tackle 6-3 306
 Miami
 11 Seahawks Seasons
 1st Round 1990
 Seattle Games/Starts: 167/153
 Career Games/Starts: 167/153
 Birthdate: August 23, 1968
 Wilson, Arkansas
 Ring of Honor: September 17, 2006

96

Cortez Kennedy became the 10th member inducted into the Seahawks Ring of Honor on September 17, 2006. Kennedy established himself as one of the premier interior defensive linemen in the game while playing 11 NFL seasons (1990-2000), all with the

Seahawks. He appeared in eight Pro Bowls, and a franchise-record six consecutive Pro Bowls (1991-96), including four as a starter. The three-time All-Pro is found throughout the Seahawks' record books, ranking eighth on the club's all-time list in games played (167), seventh in games started (153) and eighth in tackles (668). Kennedy ranks fourth in sacks (58), yards lost on sacks (390.5), and forced fumbles (13). His finest season came in 1992 when he became the second Seahawks player to win the *Associated Press* NFL Defensive Player of the Year Award (Kenny Easley, 1984) after recording 93 tackles (76 solo), 14.0 sacks, five forced fumbles, and four fumble recoveries. The 1999 Co-Defensive Captain, Kennedy helped lead Seattle back to the postseason for the first time since 1988.




KENNEDY'S NFL RECORD

Club	G/S	Tkl.	QB	Int.	FF	FR
1990 Seattle	16/2	48	1.0	0	1	1
1991 Seattle	16/16	73	6.5	0	1	0
1992 Seattle	16/16	93	14.0	0	4	1
1993 Seattle	16/16	77	6.5	0	1	1
1994 Seattle	16/16	70	4.0	0	1	1
1995 Seattle	16/16	54	6.5	0	1	0
1996 Seattle	16/16	69	8.0	0	2	0
1997 Seattle	8/8	18	2.0	0	0	0
1998 Seattle	15/15	43	2.0	0	0	1
1999 Seattle	16/16	73	6.5	2	2	0
2000 Seattle	16/16	50	1.0	1	0	0

Career Totals 167/153 668 58.0 3 13 5
Seahawks Totals 167/153 668 58.0 3 13 5

Playoff Games Played/Started: 1999: 1/1. Career: 1/1



WALTER JONES

Tackle 6-5 325
Florida State
13 Seahawks Seasons
1st Round 1997
Seattle Games/Starts: 180/180
Career Games/Starts: 180/180
Birthdate: January 19, 1974
Aliceville, Alabama
Ring of Honor: November 2, 2014

71

Walter Jones was the 11th member inducted into the Ring of Honor, and the 10th player chosen. Since coming to Seattle as a first-round pick in 1997, Jones started all 180 games played while becoming the most dominant left tackle of his time. In 13 seasons, he was called for holding nine times and in 5,703 pass attempts, surrendered just 23 sacks according to coaches statistics. He was selected to nine Pro Bowls (1999, 2001-08), passing Cortez Kennedy for most in team history, and was also a six-time AP All-Pro (1st Team in 2001, 2004, 2005, 2007 and 2nd

Team in 2006 and 2008). Seattle selected Jones with the sixth overall pick in the 1997 NFL Draft, which was acquired in a draft-day trade with the Tampa Bay Buccaneers in exchange for Seattle's first-round pick (#12, RB Warrick Dunn) and third-round pick (#66, CB Ronde Barber). Jones ranks fourth in Seattle history in games played (180) and second in games started (180). He became the first Seahawks player to reach double-digits in postseason appearances and was inducted in to the Pro Football Hall of Fame on August 2, 2014.

JONES' NFL RECORD

Year	Team	GP/GS	Postseason	Year	Team	GP/GS	Postseason
1997	Seattle	12/12		2004	Seattle	16/16	1/1
1998	Seattle	16/16		2005	Seattle	15/15	3/3
1999	Seattle	16/16	1/1	2006	Seattle	16/16	2/2
2000	Seattle	16/16		2007	Seattle	15/15	2/2
2001	Seattle	16/16		2008	Seattle	12/12	
2002	Seattle	14/14		2009	Seattle		Injured Reserve
2003	Seattle	16/16	1/1	NFL TOTALS		180/180	10/10





INDIVIDUAL RECORDS

SERVICE

Most Seasons

- 15 Joe Nash, 1982-96
- 14 Steve Largent, 1976-89
- 14 Mack Strong, 1994-07

Most Games Played

- 218 Joe Nash, 1982-96
- 201 Mack Strong, 1994-07
- 200 Steve Largent, 1976-89

Most Consecutive Games Played

- 135 Chris Gray, 1998-2006
- 125 Joe Nash, 1988-95
- 120 Eugene Robinson, 1985-94

Most Games Started

- 197 Steve Largent, 1976-89
- 180 Walter Jones, 1997-08
- 176 Jacob Green, 1980-91

Most Consecutive Games Started

- 121 Chris Gray, 1999-06
- 100 Cortez Kennedy, 1990-97
- 96 Earl Thomas, 2010-15

SCORING

POINTS

Most Points, Career

- 810 Norm Johnson, 1982-90 (159 FG, 333 PAT)
- 672 Shaun Alexander, 2000-07 (112 TDs: 100-R, 12-P)
- 631 Steven Hauschka, 2011-15 (142 FG, 205 PAT)

Most Points, Season

- 168 Shaun Alexander, 2005 (27-R, 1-P)
- 143 Steven Hauschka, 2013 (33 FG, 44 PAT)
- 134 Todd Peterson, 1999 (34 FG, 32 PAT)
- Steven Hauschka, 2014 (31 FG, 41 PAT)

Most Points, Rookie, Season

- 114 Josh Brown, 2003 (22 FG, 48 PAT)
- 102 John Kasay, 1991 (25 FG, 27 PAT)
- 84 Curt Warner, 1983 (14 TDs: 13-R, 1-P)

Most Points, Game

- 30 Shaun Alexander, vs. Minnesota 9/29/02 (4-R, 1-P)
- 24 Daryl Turner, vs. San Diego 9/15/85 (4-P)
- Curt Warner, vs. Denver 12/11/88 (4-R)
- Shaun Alexander, vs. Arizona 9/25/05 (4-R)
- Shaun Alexander, vs. Houston 10/16/05 (4-R)
- Marshawn Lynch, vs. N.Y. Giants 11/9/14 (4-R)

Most Consecutive Games Scoring

- 84 Josh Brown, 2003-07
- 80 Todd Peterson, 1995-99
- 78 Steven Hauschka, 2011-15

TOUCHDOWNS

Most Touchdowns, Career

- 112 Shaun Alexander, 2000-07 (100-R, 12-P)
- 101 Steve Largent, 1976-89 (1-R, 100-P)
- 65 Marshawn Lynch, 2010-15 (57-R, 8-P)

Most Touchdowns, Season

- 28 Shaun Alexander, 2005 (27-R, 1-P)
- 20 Shaun Alexander, 2004 (16-R, 4-P)
- 18 Shaun Alexander, 2002 (16-R, 2-P)

Most Touchdowns, Rookie, Season

- 14 Curt Warner, 1983 (13-R, 1-P)
- 10 Daryl Turner, 1984 (10-P)
- 9 Joey Galloway, 1995 (1-R, 7-P, 1-PR)

Most Touchdowns, Game

- 5 Shaun Alexander, vs. Minnesota 9/29/02 (4-R, 1-P)
- 4 Daryl Turner, vs. San Diego 9/15/84 (4-P)
- Curt Warner, vs. Denver 12/11/88 (4-R)
- Shaun Alexander, vs. Arizona 9/25/05 (4-R)
- Shaun Alexander, vs. Houston 10/16/05 (4-R)
- Marshawn Lynch, vs. N.Y. Giants 11/9/15 (4-R)

Most Consecutive Games Scoring Touchdowns (in games played)

- 11 Marshawn Lynch, 2011
- 9 Shaun Alexander, 2005
- 8 David Sims, 1978

POINTS AFTER TOUCHDOWNS

Most Points After Touchdown Attempted, Career

- 339 Norm Johnson, 1982-90
- 224 Josh Brown, 2003-07
- 211 Steven Hauschka, 2011-15

Most Points After Touchdown Attempted, Season

- 57 Josh Brown, 2005
- 51 Norm Johnson, 1984
- 50 Norm Johnson, 1983

Most Points After Touchdown Attempted, Game

- 8 John Leyboldt, vs. Buffalo 10/30/77
- 7 Norm Johnson, vs. San Diego 9/15/85
- Steven Hauschka, vs. Arizona 12/9/12
- 6 Many Times (Last: Steven Hauschka, vs. Jacksonville 9/22/13)

Most Points After Touchdown, Career

- 333 Norm Johnson, 1982-90
- 223 Josh Brown, 2003-07
- 205 Steven Hauschka, 2011-15

Most Points After Touchdown, Season

- 56 Josh Brown, 2005
- 50 Norm Johnson, 1984
- 49 Norm Johnson, 1983

Most Points After Touchdown, Game

- 8 John Leyboldt, vs. Buffalo 10/30/77
- 7 Norm Johnson, vs. San Diego 9/15/85
- Steven Hauschka, vs. Arizona 12/9/12
- 6 Many Times (Last: Steven Hauschka, vs. Jacksonville 9/23/13)

Most Consecutive Points After Touchdown

- 177 Todd Peterson, 1995-99
- 165 Norm Johnson, 1985-90
- 112 Steven Hauschka, 2011-15

**Highest Points After Touchdown %
(100 or more PATs)**

- 100.00 Todd Peterson, 1995-99 (177-177)
99.55 Josh Brown, 2003-07 (223-224)
97.2 Steven Hauschka, 2011-15 (205-211)

**Most Points After Touchdown, No Misses,
Season**

- 48 Josh Brown, 2003
44 Steven Hauschka, 2013
43 Josh Brown, 2007

**Most Points After Touchdown, No Misses,
Game**

- 8 John Leypoldt, vs. Buffalo 10/20/77
7 Norm Johnson, vs. San Diego 9/15/85
Steven Hauschka, vs. Arizona 12/9/12
6 11Times (Last: Steven Hauschka,
vs. Jacksonville 9/22/13)

FIELD GOALS**Most Field Goals Attempted, Career**

- 228 Norm Johnson, 1982-90
160 Steven Hauschka, 2011-15
154 Todd Peterson, 1995-99

Most Field Goals Attempted, Season

- 40 Todd Peterson, 1999
37 Steven Hauschka, 2014
35 Norm Johnson, 1986
Steven Hauschka, 2013

Most Field Goals Attempted, Game

- 6 Norm Johnson, vs. Kansas City 9/20/87
Todd Peterson, vs. San Diego 12/12/99
Todd Peterson, at Pittsburgh 9/26/99
Olindo Mare, vs. Chicago 9/27/09
Olindo Mare, at Arizona 11/14/10
5 By 10 Players (Last: Steven Hauschka,
vs. Arizona 11/23/14)

Most Field Goals, Career

- 159 Norm Johnson, 1982-90
142 Steven Hauschka, 2011-15
126 Todd Peterson, 1995-99

Most Field Goals, Season

- 34 Todd Peterson, 1999
33 Steven Hauschka, 2013
31 Steven Hauschka, 2014

Most Field Goals, Rookie, Season

- 25 John Kasay, 1991
22 Josh Brown, 2003
15 Rian Lindell, 2000

Most Field Goals, Game

- 5 Norm Johnson, vs. Kansas City 9/20/87
(6 attempts)
Norm Johnson, vs. L.A. Raiders
12/18/88 (5 attempts)
Todd Peterson, at Pittsburgh 9/26/99
(6 attempts)
Olindo Mare, vs. Arizona 10/24/10
Olindo Mare, at Arizona 11/14/10
Steven Hauschka, vs. Baltimore
11/13/11
4 ManyTimes (Last: Steven Hauschka,
vs. Chicago (9/27/15))

Most Field Goals, One Quarter

- 3 Nine Times (Last: Steven Hauschka vs.
Baltimore 11/13/11 - 2nd)

Most Consecutive Games Scoring Field Goals

- 14 Steven Hauschka, 2011-12
12 Todd Peterson, 1997-98
Steven Hauschka, 2014
11 Olindo Mare, 2009
Steven Hauschka, 2014-15

Most Consecutive Field Goals

- 30 Olindo Mare, 2009-10
22 Steven Hauschka, 2013
19 Steven Hauschka, 2012-13
Steven Hauschka, 2014-15

Longest Field Goal

- 58 Josh Brown, at Green Bay 10/5/03
Steven Hauschka, at Carolina 10/26/14
55 John Kasay, at Kansas City 1/2/94
Josh Brown, Dallas 10/23/05
54 10Times (Last: Steven Hauschka,
at Green Bay 9/20/15)

Longest Field Goal Attempted

- 61 Steven Hauschka, vs. Atlanta 10/2/11
60 Efen Herrera, vs. Kansas City 11/9/80
58 Todd Peterson, at Kansas City 9/28/97
(OT)
Josh Brown, at Green Bay 10/5/03
Steven Hauschka, at Carolina (10/26/14)

**Highest Field Goal %, Career
(Minimum 25 atts.)**

- 88.75 Steven Hauschka, 2011-15 (142-160)
87.95 Olindo Mare, 2008-10 (73-83)
81.81 Todd Peterson, 1995-99 (126-154)

**Highest FG %, Season (Minimum 1 att. per
game)**

- 94.29 Steven Hauschka, 2013 (33-35)
93.55 Steven Hauschka, 2015 (29-31)
92.31 Olindo Mare, 2009 (24-26)

Most Field Goals, No Misses, Game

- 5 Norm Johnson, vs. L.A. Raiders
12/18/88
Olindo Mare, vs. Arizona 10/24/10
Steven Hauschka, vs. Baltimore 11/13/11
4 ManyTimes (Last: Steven Hauschka,
vs. Chicago 9/27/15)

Most FG Attempts, 50 or More Yards, Career

- 26 Norm Johnson, 1982-90
22 Josh Brown, 2003-07
21 Steven Hauschka, 2011-15

Most Field Goals, 50 or More Yards, Career

- 14 Steven Hauschka, 2011-15
13 Josh Brown, 2003-07
10 Norm Johnson, 1982-90

Most Field Goals, 50 or More Yards, Season

- 6 Steven Hauschka, 2015
5 Norm Johnson, 1986
Josh Brown, 2005
3 John Kasay, 1993
Todd Peterson, 1998
Rian Lindell, 2000, 2001
Josh Brown, 2006, 2007
Olindo Mare, 2008
Steven Hauschka, 2013

Most Field Goals, 50 or More Yards, Game

- 2 Norm Johnson, vs. L.A. Raiders 12/8/86
- John Kasay, vs. San Diego 10/27/91
- Josh Brown, vs. Dallas 10/23/05
- Josh Brown, vs. San Francisco 12/11/05
- Josh Brown, at Atlanta 12/30/07
- Steven Hauschka, vs. Detroit 10/5/15
- Steven Hauschka, at Arizona 1/3/16

SAFETIES**Most Safeties, Career**

- 2 Rod Stephens, 1989-94
- 1 Many Times

Most Safeties, Season

- 2 Rod Stephens, 1993 (ties NFL record)
- 1 By Many Players
(Last: Tony McDaniel, 2014)

Most Safeties, Game

- 1 By Many Players (Last: Tony McDaniel, vs. Green Bay 9/4/14)

RUSHING**ATTEMPTS****Most Attempts, Career**

- 2,176 Shaun Alexander, 2000-07
- 1,649 Curt Warner, 1983-89
- 1,559 Chris Warren, 1990-97

Most Attempts, Season

- 370 Shaun Alexander, 2005
- 353 Shaun Alexander, 2004
- 335 Curt Warner, 1983

Most Attempts, Rookie, Season

- 335 Curt Warner, 1983
- 147 Thomas Rawls, 2015
- 129 John L. Williams, 1986

Most Attempts, Game

- 40 Shaun Alexander, vs. Green Bay 11/27/06
- 36 Chris Warren, at New England 9/19/93
- 35 Shaun Alexander, vs. Oakland 11/11/01

YARDS GAINED**Most Yards Gained, Career**

- 9,429 Shaun Alexander, 2000-07
- 6,706 Chris Warren, 1990-97
- 6,705 Curt Warner, 1983-89

Most Seasons, 1,000 or More Yards Rushing

- 5 Shaun Alexander, 2001-05
- 4 Curt Warner, 1983, 1985, 1986, 1988
- Chris Warren, 1992-95
- Marshawn Lynch, 2011-15

Most Yards Gained, Season

- 1,880 Shaun Alexander, 2005
- 1,696 Shaun Alexander, 2004
- 1,590 Marshawn Lynch, 2012

Most Yards Gained, Rookie, Season

- 1,449 Curt Warner, 1983
- 830 Thomas Rawls, 2015
- 538 John L. Williams, 1986

Most Yards Gained, Game

- 266 Shaun Alexander, vs. Oakland 11/11/01
- 209 Thomas Rawls, vs. San Francisco 11/22/15
- 207 Curt Warner, vs. Kansas City 11/27/83 (OT)

Most Games, 100 or More Yards Rushing, Career

- 37 Shaun Alexander, 2000-07
- 25 Marshawn Lynch, 2010-15
- 24 Chris Warren, 1990-97

Most Games, 100 or More Yards Rushing, Season

- 11 Shaun Alexander, 2005
- 10 Marshawn Lynch, 2012
- 8 Chris Warren, 1995

Most Consecutive Games, 100 or More Yards, Rushing

- 4 Shaun Alexander, 2005
- Marshawn Lynch, 2012 (2 Times)
- 3 Shaun Alexander, 2004, 2005
- Marshawn Lynch, 2011
- 2 Many Players

Most Games, 2 or More Players with 100 or More Yards Rushing

- vs. L.A. Raiders 11/28/88
(Curt Warner 130 and John L. Williams 105)
- vs. Denver 12/11/88
(Curt Warner 126 and John L. Williams 109)
- vs. Houston 10/16/05
(Shaun Alexander 141 and Maurice Morris 104)
- vs. Arizona 12/9/12
(Marshawn Lynch 128 and Robert Turbin 108)
- at Indianapolis 10/6/13
(Marshawn Lynch 102 and Russell Wilson 102)
- vs. N.Y. Giants (11/9/14)
(Marshawn Lynch 140 and Russell Wilson 107)

Longest Run From Scrimmage

- 88 Shaun Alexander, vs. Oakland 11/11/01 (TD)
- Shaun Alexander, at Arizona 11/6/05 (TD)
- 86 Joey Galloway, at Jacksonville 11/12/95 (TD)

AVERAGE GAIN**Highest Average Gain, Career (100 or More Attempts)**

- 5.91 Russell Wilson, 2012-15 (411-2,430)
- 5.65 Thomas Rawls, 2015 (147-830)
- 5.51 Steve Broussard, 1995-98 (136-750)

Highest Average Gain, Season (100 or More Attempts)

- 7.19 Russell Wilson, 2014 (118-849)
- 5.65 Thomas Rawls, 2015 (147-830)
- 5.38 Justin Forsett, 2009 (115-619)

Highest Average Gain, Game (10 or More Attempts)

- 11.64 Marshawn Lynch, vs. Arizona 12/9/12 (11-128)
 11.30 Marshawn Lynch, at Buffalo 12/16/12 (10-113)
 8.86 Sherman Smith, vs. Atlanta 11/7/76 (14-124)

TOUCHDOWNS**Most Touchdowns, Career**

- 100 Shaun Alexander, 2000-07
 57 Marshawn Lynch, 2010-15
 55 Curt Warner, 1983-89

Most Touchdowns, Season

- 27 Shaun Alexander, 2005
 16 Shaun Alexander, 2002, 2004
 15 Chris Warren, 1995

Most Touchdowns, Rookie, Season

- 13 Curt Warner, 1983
 5 David Sims, 1977
 4 Sherman Smith, 1976
 Jim Zorn, 1976
 Russell Wilson, 2012
 Thomas Rawls, 2015

Most Touchdowns, Game

- 4 Curt Warner, vs. Denver 12/11/88
 Shaun Alexander, vs. Minnesota 9/29/02
 Shaun Alexander, vs. Arizona 9/25/05
 Shaun Alexander, vs. Houston 10/16/05
 Marshawn Lynch, vs. N.Y. Giants 11/9/14
 3 13 Times (Last: Russell Wilson, at Buffalo 12/16/12)

Most Consecutive Games Rushing for Touchdown

- 9 Shaun Alexander, 2005
 7 Chris Warren, 1993-94
 David Sims, 1978
 6 Shaun Alexander, 2003-04
 Marshawn Lynch, 2011

PASSING**PASS RATING****Highest Pass Rating, Career (Minimum 500 Attempts)**

- 101.8 Russell Wilson, 2012-15
 83.1 Seneca Wallace, 2003-09
 82.3 Dave Krieg, 1980-91

Highest Pass Rating, Season (Minimum 160 Attempts)

- 110.1 Russell Wilson, 2015
 101.2 Russell Wilson, 2013
 100.0 Russell Wilson, 2012

Highest Pass Rating, Rookie, Season (100 attempts)

- 100.0 Russell Wilson, 2012
 67.0 Rick Mirer, 1993
 49.5 Jim Zorn, 1976

ATTEMPTS**Most Passes Attempted, Career**

- 4,250 Matt Hasselbeck, 2001-10
 3,576 Dave Krieg, 1980-91
 2,990 Jim Zorn, 1976-84

Most Passes Attempted, Season

- 562 Matt Hasselbeck, 2007
 532 Dave Krieg, 1985
 528 Warren Moon, 1997

Most Passes Attempted, Rookie, Season

- 486 Rick Mirer, 1993
 439 Jim Zorn, 1976
 393 Russell Wilson, 2012

Most Passes Attempted, Game

- 55 Matt Hasselbeck, at San Francisco 12/1/02
 53 Matt Hasselbeck, at San Diego 12/29/02 (OT)
 52 Matt Hasselbeck, at Arizona 11/15/09

COMPLETIONS**Most Passes Completed, Career**

- 2,559 Matt Hasselbeck, 2001-10
 2,096 Dave Krieg, 1980-91
 1,593 Jim Zorn, 1976-84

Most Passes Completed, Season

- 352 Matt Hasselbeck, 2007
 329 Russell Wilson, 2015
 313 Warren Moon, 1997
 Matt Hasselbeck, 2003

Most Passes Completed, Rookie, Season

- 274 Rick Mirer, 1993
 252 Russell Wilson, 2012
 208 Jim Zorn, 1976

Most Passes Completed, Game

- 39 Matt Hasselbeck, vs. Detroit 11/8/09
 36 Matt Hasselbeck, at San Diego 12/29/02 (OT)
 33 Dave Krieg, vs. Atlanta 10/13/85

Most Consecutive Passes Completed

- 17 Warren Moon, vs. Oakland 11/1/98
 16 Russell Wilson, at Miami 11/25/12
 15 Jim Zorn, vs. Cleveland 10/12/80
 Matt Hasselbeck, vs. Detroit 11/8/09

COMPLETION PERCENTAGE**Highest Completion %, Career (500 att.)**

- 64.73 Russell Wilson, 2012-15 (1,735-1,123)
 60.21 Matt Hasselbeck, 2001-10 (4,250-2,559)
 59.89 Seneca Wallace, 2003-09 (556-333)

Highest Completion %, Season (100 att.)

- 68.12 Russell Wilson, 2015 (483-329)
 65.61 Dave Krieg, 1991 (285-187)
 65.48 Matt Hasselbeck, 2005 (449-294)

Highest Completion %, Rookie, Season (Qualifiers)

- 64.12 Russell Wilson, 2012 (393-252)
 56.38 Rick Mirer, 1993 (486-274)
 47.38 Jim Zorn, 1976 (439-208)

Highest Completion %, Game (20 att.)

- 86.36 Dave Krieg, vs. Denver 12/11/88 (22-19)
 84.00 Matt Hasselbeck, vs. San Francisco
 12/11/05 (25-21)
 83.33 Matt Hasselbeck, at Detroit
 9/10/06 (25-30)

YARDS GAINED**Most Yards Gained, Career**

- 29,434 Matt Hasselbeck, 2001-10
 26,132 Dave Krieg, 1980-91
 20,122 Jim Zorn, 1976-84

Most Seasons, 3,000 or More Yards Passing

- 7 Matt Hasselbeck, 2002-05, 2007, 2009-10
 4 Dave Krieg, 1984-85, 1989-90
 Russell Wilson, 2012-15
 3 Jim Zorn, 1978-80

Most Consecutive Seasons, 3,000 or More Yards Passing

- 4 Matt Hasselbeck, 2002-05
 Russell Wilson, 2012-15
 3 Jim Zorn, 1978-80
 2 Dave Krieg, 1984-85 & 1989-90
 Matt Hasselbeck, 2009-10

Most Yards Gained, Season

- 4,024 Russell Wilson, 2015
 3,966 Matt Hasselbeck, 2007
 3,841 Matt Hasselbeck, 2003

Most Yards Gained, Rookie, Season

- 3,118 Russell Wilson, 2012
 2,833 Rick Mirer, 1993
 2,571 Jim Zorn, 1976

Most Yards Gained, Game

- 449 Matt Hasselbeck, at San Diego 12/29/02
 (OT)
 427 Matt Hasselbeck, at San Francisco
 12/1/02
 418 Dave Krieg, vs. Denver 11/20/83

Most Games, 400 or More Yards Passing, Career

- 4 Dave Krieg, 1980-91
 3 Matt Hasselbeck, 2001-07
 1 Warren Moon, 1997

Most Games, 300 or More Yards Passing, Career

- 19 Matt Hasselbeck, 2001-10
 11 Dave Krieg, 1980-91
 9 Jim Zorn, 1976-84

Most Games, 300 or More Yards Passing, Season

- 4 Matt Hasselbeck, 2002, 2003
 3 Jim Zorn, 1979
 Dave Krieg, 1984
 Matt Hasselbeck, 2004, 2007
 2 7 Times (Last: Russell Wilson, 2014)

Most Consecutive Games, 300 or More Yards Passing

- 2 Matt Hasselbeck, 6 Times
 Jim Zorn, 2 Times

Longest Pass Completion

- 90 Seneca Wallace (to Koren Robinson),
 vs. Philadelphia 11/2/08
 87 Matt Hasselbeck (to Ben Obomanu, vs.
 Kansas City 11/28/10
 83 Trent Dilfer (to Koren Robinson), at
 St. Louis 10/20/02

AVERAGE GAIN**Highest Average Gain, Career (300 Attempts)**

- 8.05 Russell Wilson, 2012-15 (1,735-13,974)
 7.31 Dave Krieg, 1980-91 (3,576-26,132)
 7.19 Trent Dilfer, 2001-04 (356-2,560)

Highest Average Gain, Season (100 Attempts)

- 8.80 Dave Krieg, 1983 (243-2,139)
 8.33 Russell Wilson, 2015 (483, 4,024)
 8.31 Trent Dilfer, 2001 (122-1,014)

Highest Avg. Gain, Rookie, Season (Qualifiers)

- 7.93 Russell Wilson, 2012 (393-3,118)
 5.85 Jim Zorn, 1976 (439-2,571)
 5.83 Rick Mirer, 1993 (486-2,833)

Highest Average Gain, Game (20 Attempts)

- 14.52 Dave Krieg, vs. San Diego 12/14/86
 (21-305)
 13.30 Dave Krieg, vs. Kansas City 11/11/90
 (23-306)
 12.87 Jim Zorn, vs. Buffalo 10/30/77
 (23-296)

TOUCHDOWNS**Most Touchdown Passes, Career**

- 195 Dave Krieg, 1980-91
 174 Matt Hasselbeck, 2001-10
 107 Jim Zorn, 1976-84

Most Touchdown Passes, Season

- 34 Russell Wilson, 2015
 32 Dave Krieg, 1984
 28 Matt Hasselbeck, 2007

Most Touchdown Passes, Game

- 5 8 Times
 (Last: Russell Wilson,
 at Baltimore 12/13/15)

Most Games, 5 or More TD Passes, Career

- 3 Dave Krieg, 1980-91
 2 Matt Hasselbeck, 2001-10
 Russell Wilson, 2012-15
 1 Warren Moon, 1997-98

Most Games, 4 or More TD Passes, Career

- 7 Dave Krieg, 1980-91
 5 Matt Hasselbeck, 2001-10
 4 Jim Zorn, 1976-84

Most Games, 5 or More TD Passes, Season

- 2 Russell Wilson, 2015
 1 6 Times (Last: Matt Hasselbeck, 2006)

Most Games, 4 or More TD Passes, Season

- 3 Dave Krieg, 1985
 2 Jim Zorn, 1977
 Dave Krieg, 1988
 Warren Moon, 1997
 Russell Wilson, 2015

Most Consecutive Games, 4 or More TD Passes

- 1 Many Times (Last: Russell Wilson,
 at Baltimore 12/13/15)

Most Consecutive Games, Touchdown Passes

- 28 Dave Krieg, 1983-85
- 16 Russell Wilson, 2015
- 14 Russell Wilson, 2013-14

HIGHEST %, TOUCHDOWN PASSES**Highest %, TD Passes, Career (500 Attempts)**

- 6.11 Russell Wilson, 2012-15 (1,735-106)
- 5.45 Dave Krieg, 1980-91 (3,576-195)
- 4.58 Warren Moon, 1997-98 (786-36)

Highest %, TD Passes Season (100 Attempts)

- 7.89 Dave Krieg, 1988 (228-18)
- 7.82 Dave Krieg, 1987 (294-23)
- 7.41 Dave Krieg, 1983 (243-18)

Highest %, TD Passes, Rookie, Season (Qualifiers)

- 6.62 Russell Wilson, 2010 (393-26)
- 2.73 Jim Zorn, 1976 (439-12)
- 2.47 Rick Mirer, 1993 (486-12)

HAD INTERCEPTED**Most Consecutive Passes Attempted, None Intercepted**

- 184 Seneca Wallace, 2008
- 168 Russell Wilson, 2015
- 159 Matt Hasselbeck, 2005

Most Passes Had Intercepted, Career

- 148 Dave Krieg, 1980-91
- 133 Jim Zorn, 1976-84
- 128 Matt Hasselbeck, 2001-10

Most Passes Had Intercepted, Season

- 27 Jim Zorn, 1976
- 24 Dave Krieg, 1984
- 20 By 6 Players (Last: Rick Mirer, 1995)

Most Passes Had Intercepted, Game

- 6 Jim Zorn, vs. Detroit 10/24/76
- 5 Jim Zorn, vs. Kansas City 11/9/80
- Dave Krieg, at Kansas City 12/9/84
- Jon Kitna, vs. Tampa Bay 11/28/99

Most Attempts, No Interceptions, Game

- 47 Jim Zorn, vs. Kansas City 9/27/81
- Trent Dilfer, vs. Arizona 9/15/02
- 46 Warren Moon, vs. Denver 11/2/97
- 45 Seneca Wallace, at Indianapolis 10/4/09

LOWEST %, PASSES INTERCEPTED**Lowest %, Passes Had Intercepted, Career (300 att.)**

- 1.96 Russell Wilson, 2012-15 (1,735-34)
- 2.52 Seneca Wallace, 2003-09 (556-14)
- 2.88 John Friesz, 1995-98 (416-12)

Lowest %, Passes Had Intercepted, Season (Qualifiers)

- 1.24 Seneca Wallace, 2008 (242-3)
- 1.54 Russell Wilson, 2014 (452-7)
- 1.66 Russell Wilson, 2015 (483-8)

Lowest %, Passes Had Intercepted, Rookie Season

- 2.54 Russell Wilson, 2012 (393-10)
- 3.50 Rick Mirer, 1993 (486-17)
- 6.15 Jim Zorn, 1976 (439-27)

RECEIVING**Most Pass Receptions, Career**

- 819 Steve Largent, 1976-89 (9th in NFL history)
- 581 Brian Blades, 1988-98
- 471 John L. Williams, 1986-93

Most Seasons, 80 or More Pass Receptions

- 2 Brian Blades, 1993-94
- 1 Darrell Jackson, 2000-04
- Bobby Engram, 2007

Most Seasons, 70 or More Pass Receptions

- 6 Steve Largent, 1978, 1981, 1983-86
- 5 Brian Blades, 1989, 1991, 1993-95
- 3 John L. Williams, 1989-90, 1992

Most Seasons, 50 or More Pass Receptions

- 10 Steve Largent, 1976, 1978-81, 1983-87
- 6 John L. Williams, 1988-93
- Darrell Jackson, 2000-06
- 5 Brian Blades, 1989, 1991, 1993-95

Most Pass Receptions, Season

- 94 Bobby Engram, 2007
- 87 Darrell Jackson, 2004
- 81 Brian Blades, 1994

Most Pass Receptions, Rookie, Season

- 67 Joey Galloway, 1995
- 55 John Carlson, 2008
- 54 Steve Largent, 1976

Most Pass Receptions, Game

- 15 Steve Largent, vs. Detroit 10/18/87
- 14 Bobby Engram, at Cleveland 11/4/07
- 12 By 4 Players (Last: Brian Blades, vs. New Orleans 9/1/91)

Most Consecutive Games, Pass Receptions

- 177 Steve Largent, 1977-89
- 71 Joey Galloway, 1995-99
- 52 Brian Blades, 1992-95

YARDS GAINED**Most Yards Gained, Career**

- 13,089 Steve Largent, 1976-89 (16th in NFL history)
- 7,620 Brian Blades, 1988-98
- 6,445 Darrell Jackson, 2000-06

Most Yards Gained, Season

- 1,287 Steve Largent, 1985
- 1,240 Koren Robinson, 2002
- 1,237 Steve Largent, 1979

Most Yards, Rookie, Season

- 1,039 Joey Galloway, 1995
- 788 Doug Baldwin, 2011
- 715 Daryl Turner, 1984

Most Yards Gained, Game

- 261 Steve Largent, vs. Detroit 10/18/87
- 191 Steve Largent, vs. Denver 11/25/84
- 180 John L. Williams, at L.A. Raiders 12/18/88

Most Games, 100+ Yards, Receiving, Career

- 40 Steve Largent, 1976-89
- 19 Darrell Jackson, 2000-06
- 17 Brian Blades, 1988-98

Most Games, 100+ Yards, Receiving, Season

- 6 Steve Largent, 1979
- 5 Steve Largent, 1984
- Brian Blades, 1989
- Darrell Jackson, 2001, 2004
- Koren Robinson, 2002

Most Consecutive Games, 100+ Yards Receiving

- 2 By 14 Players (Last: Mike Williams 2010)

Longest Pass Reception

- 90 Koren Robinson (from Seneca Wallace) vs. Philadelphia 11/2/08
- 87 Ben Obomanu (from Matt Hasselbeck vs. Kansas City 11/28/10)
- 83 Koren Robinson (from Trent Dilfer), at St. Louis 10/20/02

AVERAGE PER RECEPTION**Highest Avg. Per Reception, Career (100 Receptions)**

- 18.53 Daryl Turner, 1984-87 (101-1,872)
- 15.98 Steve Largent, 1976-89 (819-13,089)
- 15.75 Joey Galloway, 1995-99 (283-4,457)

Highest Avg. Per Reception, Season (50 Receptions)

- 18.74 Steve Largent, 1979 (66-1,237)
- 17.31 Joey Galloway, 1996 (57-987)
- 17.10 Sean Dawkins, 1999 (58-992)

Highest Avg. Per Reception, Game (5 Receptions)

- 27.80 Steve Largent, vs. Oakland 9/16/79 (5-139)
- 27.40 Joey Galloway, vs. Miami 10/6/96 (5-137)
- 25.71 John L. Williams, vs. L.A. Raiders 12/18/88 (7-180)

TOUCHDOWNS**Most Touchdowns, Career**

- 100 Steve Largent, 1976-89
- 47 Darrell Jackson, 2000-06
- 37 Joey Galloway, 1995-99

Most Touchdowns, Season

- 14 Doug Baldwin, 2015
- 13 Daryl Turner, 1985
- 12 Steve Largent, 1984
- Joey Galloway, 1997

Most Touchdowns, Rookie, Season

- 10 Daryl Turner, 1984
- 8 Brian Blades, 1988
- 7 Joey Galloway, 1995

Most Touchdowns, Game

- 4 Daryl Turner, vs. San Diego 9/15/85
- 3 6 Times (Last: Doug Baldwin, at Baltimore 12/13/15)

Most Consecutive Games, Touchdowns

- 5 Steve Largent, 1984
- Joey Galloway, 1998
- Doug Baldwin, 2015
- 4 5 Times (Last: Derrick Mayes, 1999)

INTERCEPTIONS**Most Interceptions By, Career**

- 50 Dave Brown, 1976-86
- 42 Eugene Robinson, 1985-95
- 41 John Harris, 1978-85

Most Interceptions By, Season

- 10 John Harris, 1981
- Kenny Easley, 1984
- 9 Eugene Robinson, 1993
- 8 Dave Brown, 1984
- Darryl Williams, 1997
- Richard Sherman, 2012, 2013

Most Interceptions By, Rookie, Season

- 5 Michael Boulware, 2004
- Earl Thomas, 2010
- 4 John Harris, 1978
- Richard Sherman, 2011
- 3 By 6 Players (Last: Bobby Wagner, 2012)

Most Interceptions By, Game

- 3 Kenny Easley, vs. San Diego 10/29/84
- Eugene Robinson, at Pittsburgh 12/6/92
- Darryl Williams, vs. San Diego 9/21/97
- Lofa Tatupu, at Philadelphia 12/2/07
- Marcus Trufant, vs. Arizona 12/9/07

Most Consecutive Games, Passes Intercepted

- 4 Cornell Webser, 1978-79
- John Harris, 1980
- Dave Brown, 1983-84
- Kenny Easley, 1984
- Eugene Robinson, 1991
- Brandon Browner, 2011
- 3 By 9 Players (Last: Darryl Williams 1997)

YARDS RETURNED**Most Yards Returned, Career**

- 643 Dave Brown, 1976-86
- 586 Eugene Robinson, 1985-95
- 538 Kenny Easley, 1981-87

Most Yards Returned, Season

- 220 Brandon Browner, 2011
- 179 Dave Brown, 1984
- 172 Darryl Williams, 1997

Most Yards Returned, Game

- 148 Dave Brown, vs. Kansas City 11/4/84
- 125 Kenny Easley, vs. Cleveland 12/20/81
- 100 Lofa Tatupu, at Philadelphia 12/2/07

Longest Return

- 94 Brandon Browner, at NY Giants 10/9/11 (TD)
- 91 Sammy Green, vs. San Francisco 10/7/79 (TD)
- 90 Dave Brown, vs. Kansas City 11/4/84 (TD)

TOUCHDOWNS**Most Touchdowns, Career**

- 5 Dave Brown, 1976-86
- 3 Keith Simpson, 1978-85
- Kenny Easley, 1981-87
- Willie Williams, 1997-03
- Josh Wilson, 2007-10

Most Touchdowns, Season

- 2 9 Times (Last: Bruce Irvin, 2014)

Most Touchdowns, Game

- 2 Dave Brown, vs. Kansas City 11/4/84
(Ties NFL record)

PUNTING**Most Punts, Career**

- 607 Jon Ryan, 2008-14
554 Rick Tuten, 1991-97
385 Jeff Feagles, 1998-02

Most Punts, Season

- 108 Rick Tuten, 1992
95 Jeff West, 1984
Jon Ryan, 2011
91 Rick Tuten, 1994

Most Punts, Rookie, Season

- 84 Ryan Plackemeier, 2006
80 Rick Engles, 1976
47 Ruben Rodriguez, 1987

Most Punts, Game

- 12 Rick Tuten, vs. Denver 11/28/93
11 By 5 Players (Last: Jon Ryan, vs. Philadelphia 11/2/08)

Longest Punt

- 77 Jon Ryan, at San Francisco 9/11/11
73 Rick Tuten, at Buffalo 10/15/95
Jon Ryan, vs. Green Bay 9/24/12
Jon Ryan, at St. Louis 9/13/15
72 Ryan Plackemeier, vs. San Diego 12/24/06

AVERAGE YARDAGE**Highest Avg., Punting, Career (100 Punts)**

- 44.85 Jon Ryan, 2008-15 (607-27,225)
43.80 Rick Tuten, 1991-97 (554-24,266)
42.14 Jeff Feagles, 1998-02 (395-16,225)

Highest Avg., Punting, Season

- 46.64 Jon Ryan, 2011 (95-4,431)
46.23 Jon Ryan, 2009 (88-4,069)
45.66 Jon Ryan, 2015 (68-3,105)

Highest Avg., Punting, Rookie, Season

- 44.97 Ryan Plackemeier, 2006 (84-3,778)
40.00 Ruben Rodriguez, 1987 (47-1,880)
38.34 Rick Engles, 1976 (80-3,067)

Highest Avg. Punting, Game (Minimum 4 Punts)

- 60.00 Jon Ryan, vs. New England 10/14/12 (4-240)
55.20 Rick Tuten, vs. Denver 12/1/96 (5-276)
53.40 Jon Ryan, at San Francisco 10/26/08 (5-267)

Highest Net Punting Avg., Season

- 40.8 Jon Ryan, 2012
39.3 Jon Ryan, 2011
38.8 Jon Ryan, 2013

INSIDE THE 20**Most Punts Inside the 20, Career**

- 221 Jon Ryan, 2008-15
147 Rick Tuten, 1991-97
133 Jeff Feagles, 1998-02

Most Punts Inside the 20, Season

- 34 Jeff Feagles, 1999
Jon Ryan, 2011
33 Rick Tuten, 1994
30 Ryan Plackemeier, 2007
Jon Ryan, 2012

Most Punts Inside the 20, Game

- 6 Rick Tuten, vs. Minnesota 11/10/96
Jeff Feagles, vs. Kansas City 12/26/99
Jeff Feagles, at N.Y. Giants 12/23/01
Jon Ryan, San Francisco 12/6/09
Jon Ryan, at Chicago 10/17/10
Jon Ryan, at Miami 11/25/12
5 8Times (Last: Jon Ryan, at Washington 10/6/14)

TOUCHBACKS**Most Touchbacks, Career**

- 51 Jon Ryan, 2008-15
45 Rick Tuten, 1991-97
30 Jeff Feagles, 1998-2002

Most Touchbacks, Season

- 15 Ryan Plackemeier, 2006
12 Jeff Feagles, 1998
Jon Ryan, 2008
10 Jeff West, 1983
Jeff West, 1984

Most Touchbacks, Game

- 3 By 6 Players (Last: Jon Ryan, vs. Philadelphia 12/14/06)

HAD BLOCKED**Most Punts Had Blocked, Career**

- 6 Herman Weaver, 1977-80
4 Jon Ryan, 2008-15
3 Rick Engles, 1976-77
2 By 4 Players

Most Punts Had Blocked, Season

- 3 Herman Weaver, 1979
2 5Times (Last: Jon Ryan, 2013)

Most Punts Had Blocked, Game

- 2 Herman Weaver, vs. Kansas City 9/30/79
1 ManyTimes (Last: Jon Ryan, vs. Oakland 11/2/14)

PUNT RETURNS**Most Punt Returns, Career**

- 125 Nate Burleson, 2006-09
104 Leon Washington, 2010-12
94 Chris Warren, 1990-97

Most Punt Returns, Season

- 58 Nate Burleson, 2007
51 Golden Tate, 2013
41 Will Lewis, 1980
Leon Washington, 2011
Leon Washington, 2012

Most Punt Returns, Rookie, Season

- 41 Will Lewis, 1980
40 Tyler Lockett, 2015
36 Joey Galloway, 1995

Most Punt Returns, Game

- 7 Walter Packer, vs. N.Y. Jets 11/13/77
 Nate Burleson, San Francisco 12/6/09
 Leon Washington, at St. Louis 11/20/11
 Golden Tate, at N.Y. Giants 12/15/13
 6 5 Times (Last: Leon Washington, vs. St. Louis 1/2/10)

FAIR CATCHES**Most Fair Catches, Career**

- 68 Bobby Engram, 2001-07
 60 Chris Warren, 1990-97
 40 Charlie Rogers, 1999-01

Most Fair Catches, Season

- 25 Chris Warren, 1992
 23 Bobby Engram, 2002
 Bryan Walters, 2014
 22 Bobby Engram, 2003
 Jimmy Williams, 2005

Most Fair Catches, Game

- 6 Bryan Walters, at Arizona 12/21/14
 5 James Jefferson, vs. Denver 10/22/89
 Chris Warren, vs. Pittsburgh 10/20/91
 Chris Warren, vs. Denver 11/30/92 (OT)
 Charlie Rogers, vs. Buffalo 10/24/99
 Jimmy Williams, vs. Dallas 10/23/05

YARDS GAINED**Most Yards Gained, Career**

- 1,288 Nate Burleson, 2006-09
 1,078 Leon Washington, 2010-12
 1,010 Bobby Joe Edmonds, 1986-88

Most Yards Gained, Season

- 658 Nate Burleson, 2007
 585 Golden Tate, 2013
 464 Leon Washington, 2011

Most Yards Gained, Rookie, Season

- 419 Bobby Joe Edmonds, 1986
 379 Tyler Lockett, 2015
 360 Joey Galloway, 1995

Most Yards Gained, Game

- 139 Tyler Lockett, at Arizona 1/3/16
 106 Charlie Rogers, at Pittsburgh 9/26/99
 105 Joey Galloway, vs. N.Y. Giants 11/5/95

Longest Punt Return

- 94 Charlie Rogers, at Pittsburgh 9/26/99 (TD)
 Nate Burleson, at Cleveland 11/4/07 (TD)
 90 Nate Burleson, vs. St. Louis 11/12/06 (TD)
 89 Joey Galloway, vs. N.Y. Giants 11/5/95 (TD)

AVERAGE YARDAGE**Highest Avg., Career (Minimum 50 Returns)**

- 12.67 Charlie Rogers, 1999-2001 (73-925)
 11.57 Golden Tate, 2010-13 (68-787)
 11.39 Paul Johns, 1981-84 (74-843)

Highest Avg., Season (min. 1 per game)

- 14.45 Charlie Rogers, 1999 (22-318)
 13.96 Charlie Rogers, 2000 (26-363)
 12.63 Golden Tate, 2010 (16-202)

Highest Avg., Rookie, Season (Qualifiers)

- 14.45 Charlie Rogers, 1999 (22-318)
 12.63 Golden Tate, 2010 (16-202)
 12.32 Bobby Joe Edmonds, 1986 (34-419)

Highest Avg., Game (Minimum 3 Returns)

- 34.75 Tyler Lockett, at Arizona 1/3/16 (4-139)
 32.00 Paul Johns, vs. L.A. Raiders 10/16/83 (3-96)
 31.57 Nate Burleson, vs. St. Louis 11/12/06 (3-95)

TOUCHDOWNS**Most Touchdowns, Career**

- 4 Joey Galloway, 1995-98
 2 Paul Johns, 1981-84
 Bobby Engram, 2001-07
 Nate Burleson, 2006-07

Most Touchdowns, Season

- 2 Joey Galloway, 1998
 1 13 Times (Last: Tyler Lockett, 2015)

Most Touchdowns, Rookie, Season

- 1 Will Lewis, 1980
 Bobby Joe Edmonds, 1986
 Joey Galloway, 1995
 Charlie Rogers, 1999
 Tyler Lockett, 2015

Most Touchdowns, Game

- 1 By 15 Times
 (Last: Tyler Lockett, at St. Louis 9/13/15)

KICKOFF RETURNS**Most Kickoff Returns, Career**

- 165 Steve Broussard, 1995-98
 134 Charlie Rogers, 1999-2001
 129 Maurice Morris, 2002-07

Most Kickoff Returns, Season

- 69 Josh Wilson, 2008
 66 Charlie Rogers, 2000
 59 Josh Scobey, 2005

Most Kickoff Returns, Game

- 8 Bobby Joe Edmonds, vs. L.A. Raiders 11/30/87
 Josh Wilson, at N.Y. Giants 10/5/08
 7 By 13 Players (Last: Leon Washington, at Tampa Bay 12/26/10)

YARDS GAINED**Most Yards Gained, Career**

- 3,900 Steve Broussard, 1995-98
 3,329 Leon Washington, 2010-12
 3,214 Charlie Rogers, 1999-2001

Most Yards Gained, Season

- 1,753 Josh Wilson, 2008
 1,629 Charlie Rogers, 2000
 1,461 Leon Washington, 2010

Most Yards Gained, Rookie, Season

- 852 Tyler Lockett, 2015
 829 Rufus Crawford, 1978
 821 Maurice Morris, 2002

Most Yards Gained, Game

- 253 Leon Washington, vs. San Diego 9/26/10
 231 Maurice Morris, at St. Louis 10/20/02
 222 Leon Washington, at San Francisco 12/12/10

Longest Kickoff Return

- 105 Tyler Lockett, vs. Chicago 9/27/15
 101 Leon Washington, vs. San Diego
 9/26/10 (TD)
 99 Leon Washington, vs. San Diego
 9/26/10 (TD)

HIGHEST AVERAGE**Highest Avg., Career (50 Returns)**

- 26.21 Leon Washington, 2010-12 (127-3,329)
 25.76 Josh Wilson, 2007-08 (83-2,138)
 23.99 Charlie Rogers, 1999-2001 (134-3,214)

Highest Avg., Season (1 per game)

- 29.04 Leon Washington, 2012 (27-784)
 26.93 Steve Broussard, 1998 (29-781)
 25.82 Tyler Lockett, 2015 (33-852)

Highest Avg., Game (Minimum 3 Returns)

- 63.25 Leon Washington, vs. San Diego
 9/26/10 (4-253)
 44.33 Leon Washington, at Arizona
 9/9/12 (3-133)
 42.75 Charlie Rogers, vs. Buffalo
 12/23/00 (4-171)

TOUCHDOWNS**Most Touchdowns, Career**

- 4 Leon Washington, 2010-12
 1 Zachary Dixon, 1983-84
 James Jefferson, 1989-93
 Jon Vaughn, 1993-94
 Steve Broussard, 1995-98
 Charlie Rogers, 1999-2001
 Maurice Morris, 2002-07
 Nate Burleson, 2006-07
 Josh Wilson, 2007
 Tyler Lockett, 2015

Most Touchdowns, Season

- 3 Leon Washington, 2010
 1 Zachary Dixon, 1983
 James Jefferson, 1989
 Jon Vaughn, 1994
 Steve Broussard, 1998
 Charlie Rogers, 2000
 Maurice Morris, 2002
 Nate Burleson, 2007
 Josh Wilson, 2007
 Leon Washington, 2012
 Tyler Lockett, 2015

Most Touchdowns, Rookie, Season

- 1 Maurice Morris, 2002
 Josh Wilson, 2007
 Tyler Lockett, 2015

Most Touchdowns, Game

- 2 Leon Washington, vs. San Diego
 9/28/10
 1 Zachary Dixon, vs. St. Louis 11/13/83
 James Jefferson, vs. Kansas City
 10/8/89
 Jon Vaughn, at San Diego 10/30/94
 Steve Broussard, vs. Washington
 9/20/98
 Charlie Rogers, vs. Buffalo 12/23/00
 Maurice Morris, at St. Louis 10/20/02
 Nate Burleson, vs. St. Louis 10/21/07
 Josh Wilson, at St. Louis 11/25/07
 Leon Washington, at San Francisco
 12/12/10
 Leon Washington, at Miami 11/25/12
 Tyler Lockett, vs. Chicago 9/27/15

COMBINED KICK RETURNS**Most Combined Kick Returns, Career**

- 231 Leon Washington, 2010-12 (104-P,127-K)
 207 Charlie Rogers, 1999-2001 (73-P, 134-K)
 190 Bobby Joe Edmonds, 1986-88
 (89-P,101-K)

Most Combined Kick Returns, Season

- 92 Charlie Rogers, 2000 (26-P, 66-K)
 85 Nate Burleson, 2007 (58-P, 27-K)
 84 Leon Washington, 2011 (41-P, 43-K)

Most Combined Kick Returns, Game

- 11 Bobby Joe Edmonds, at NE 9/21/86
 (5-P, 6-K)
 10 By 4 Players (Last: Nate Burleson, vs.
 San Diego 12/24/06, 5-P, 5-K)

YARDS GAINED**Most Yards Returned, Career**

- 4,398 Leon Washington, 2010-12
 (1,069-P, 3,329-K)
 4,139 Charlie Rogers, 1999-2001 (925-P,
 3,214-K)
 3,900 Steve Broussard, 1995-98 (3,900-K)

Most Yards Gained, Season

- 1,992 Charlie Rogers, 2000 (363-P, 1,629-K)
 1,753 Josh Wilson, 2008 (0-P, 1,753-K)
 1,710 Leon Washington, 2010 (249-P, 1,461-K)

Most Yards Returned, Game

- 253 Leon Washington, vs. San Diego
 9/26/10 (253-K)
 231 Maurice Morris, vs. St. Louis 10/20/02
 (231-K)
 230 Leon Washington, at San Francisco
 12/12/10 (222-K, 8-P)

TOUCHDOWNS**Most Touchdowns, Career**

- 4 Joey Galloway, 1995-98 (4-P)
 Leon Washington, 2010-12 (4-K)
 3 Nate Burleson, 2006-09 (2-P, 1-K)
 2 Paul Johns, 1981-84 (2-P)
 Charlie Rogers, 1999-2001 (1-P, 1-K)
 Bobby Ingram, 2001-07 (2-P)
 Tyler Lockett, 2015 (1-P, 1-K)

Most Touchdowns, Season

- 3 Leon Washington, 2010 (3-K)
 2 Joey Galloway, 1998 (2-P)
 Nate Burleson, 2007 (1-P, 1-K)
 Tyler Lockett, 2015 (1-P, 1-K)
 1 19 Times (Last: Leon Washington, 2012
 [1-K])

Most Touchdowns, Game

- 2 Leon Washington, vs. San Diego
 9/26/10
 1 26 Times (Last: Tyler Lockett vs.
 Chicago 9/27/15)

FUMBLES**Most Fumbles, Career**

- 108 Dave Krieg, 1980-91
 55 Matt Hasselbeck, 2001-10
 48 Jim Zorn, 1976-84

Most Fumbles, Season

- 18 Dave Krieg, 1989
- 17 Jon Kitna, 2000
- 16 Dave Krieg, 1990

Most Fumbles, Game

- 6 Dave Krieg, vs. Kansas City 11/5/89
- 5 Dave Krieg, vs. San Diego 11/25/90 (OT)
- 4 By 3 Players (Last: Jon Kitna, vs. Buffalo 12/23/00)

FUMBLES RECOVERED**Most Fumbles Recovered, Career, Own and Opponents**

- 27 Dave Krieg, 1980-91 (27-own)
- 20 Jon Kitna, 1997-2000 (20-own)
- 17 Jacob Green, 1980-91 (17-opp.)

Most Fumbles Recovered, Season, Own and Opponents

- 9 Dave Krieg, 1989 (9-own)
- Jon Kitna, 2000 (9-own)
- 6 Jon Kitna, 1999 (6-own)
- Russell Wilson, 2014 (6-own)

Most Fumbles Recovered, Game, Own and Opponents

- 3 Dave Krieg, vs. Chi 12/20/87 (3-own)
- Dave Krieg, vs. KC 11/5/89 (3-own)
- Darryl Williams, vs. KC 10/4/98 (3-opp)
- Jon Kitna, vs. Jax 11/12/00 (3-own)
- Matt Hasselbeck, vs. Hou 12/13/09 (3-own)

OWN FUMBLES RECOVERED**Most Own Fumbles Recovered, Career**

- 27 Dave Krieg, 1980-91
- 20 John Kitna, 1997-2000
- 14 Matt Hasselbeck, 2001-2010

Most Own Fumbles Recovered, Season

- 9 Dave Krieg, 1989
- Jon Kitna, 2000
- 6 Jon Kitna, 1999

Most Own Fumbles Recovered, Game

- 3 Dave Krieg, vs. Chi 12/20/87 (3-own)
- Dave Krieg, vs. KC 11/5/89 (3-own)
- Jon Kitna, vs. Jax 11/12/00 (3-own)
- Matt Hasselbeck, vs. Hou 12/13/09 (3-own)

OPPONENTS FUMBLES RECOVERED**Most Opponents' Fumbles Recovered, Career**

- 17 Jacob Green, 1980-91
- 14 Eugene Robinson, 1985-95
- 13 Chad Brown, 1997-2004

Most Opponents' Fumbles Recovered, Season

- 5 Nesby Glasgow, 1989
- 4 Many Times (Last: Michael Sinclair, 2000)

Most Opponents' Fumbles Recovered, Game

- 3 Darryl Williams, at Kansas City, 10/4/98
- 2 6 Times (Last: Red Bryant, vs. San Diego 9/26/10)

YARDS RETURNING FUMBLES**Longest Fumble Return**

- 82 Antonio Edwards, at Denver 12/10/95 (TD)
- 79 Jacob Green, vs. N.Y. Jets 10/27/85 (TD)
- Nick Reed, vs. Jacksonville 10/11/09 (TD)
- 71 Shawn Springs, at Oakland 9/8/02

TOUCHDOWNS**Most Touchdowns, Career (Total)**

- 3 Chad Brown, 1997 (3-opp)
- 2 Jacob Green, 1980-91 (2-opp)
- Shelton Robinson, 1982-85 (2-opp)
- Michael Sinclair, 1991-2001 (2-opp)
- Bobby Wagner, 2012-15 (2-opp)

Most Touchdowns, Season (Total)

- 2 Shelton Robinson, 1983 (2-opp)
- Chad Brown, 1997 (2-opp)
- Bobby Wagner, 2015 (2 opp)
- 1 Many Times

Most Touchdowns, Game (Total)

- 1 Many Times (Last: Bobby Wagner, vs. Arizona 11/15/15)

COMBINED NET YARDS

Yards Gained Via Rushing, Receiving, Interception Return, Punt Return, Kickoff Return, and Fumble Recovery Return

ATTEMPTS**Most Attempts, Career**

- 2,390 Shaun Alexander, 2000-07
- 1,943 Chris Warren, 1990-97
- 1,855 Curt Warner, 1983-89

Most Attempts, Season

- 385 Shaun Alexander, 2005
- 379 Curt Warner, 1983
- 378 Shaun Alexander, 2004

Most Attempts, Rookie, Season

- 379 Curt Warner, 1983
- 162 John L. Williams, 1986
- 161 Sherman Smith, 1976

Most Attempts, Game

- 40 Shaun Alexander, vs. Green Bay 11/27/06
- 37 Shaun Alexander, vs. Oakland 11/11/01
- 36 Chris Warren, at New England 9/19/93

YARDS GAINED**Most Yards Gained, Career**

- 13,396 Steve Largent, 1976-89
- 10,940 Shaun Alexander, 2000-07
- 10,665 Chris Warren, 1990-97

Most Yards Gained, Season

- 1,992 Charlie Rogers, 2000
- 1,958 Shaun Alexander, 2005
- 1,927 Chris Warren, 1992

Most Yards Gained, Rookie, Season

- 1,915 Tyler Lockett, 2015
 1,774 Curt Warner, 1983
 1,583 Joey Galloway, 1995

Most Yards Gained, Game

- 281 Shaun Alexander, vs. Oakland 11/11/01
 264 Maurice Morris, vs. St. Louis 10/20/02
 261 Steve Largent, vs. Detroit 10/18/87

TACKLES**Most Tackles, Career**

- 984 Eugene Robinson, 1985-95
 813 Keith Butler, 1978-87
 779 Joe Nash, 1982-96

Most Tackles, Season

- 153 Terry Beeson, 1978
 150 Chad Brown, 1998
 147 Anthony Simmons, 2000

Most Tackles, Game

- 19 Kam Chancellor, vs. Arizona 11/15/15
 18 Terry Beeson, vs. Houston 11/2/77
 Sammy Green, vs. Minnesota 10/8/78
 16 By 11 Players (Last: David Hawthorne, vs. Chicago 9/27/09)

SACKS**Most Sacks, Career**

- *97.5 Jacob Green, 1980-91
 73.5 Michael Sinclair, 1991-2001
 63.0 Jeff Bryant, 1982-93

**Unofficially 116.0. Sacks did not become official until 1982.*

Most Sacks, Season

- 16.5 Michael Sinclair, 1998
 16.0 Jacob Green, 1983
 14.5 Jeff Bryant, 1984
 14.5 Patrick Kerney, 2007

Most Sacks, Game

- 4.0 Jacob Green, vs. N.Y. Giants 10/19/86
 Michael Sinclair, vs. Denver 9/8/96
 Michael McCrary, at Oakland 12/22/96
 Darryl Tapp, vs. St. Louis 10/21/07
 Chris Clemons, vs. Green Bay 9/24/12

FORCED FUMBLES**Most Forced Fumbles, Career**

- 28 Jacob Green, 1980-91
 24 Michael Sinclair, 1991-2001
 14 Rufus Porter, 1988-94
 13 Joe Nash, 1982-96
 Bruce Scholtz, 1982-88

Most Forced Fumbles, Season

- 7 Jacob Green, 1985
 Michael Sinclair, 1998
 6 By 3 Players (Last: Michael Sinclair, 1997)

BLOCKED KICKS**Most Blocked Punts, Career**

- 3 Kerry Justin, 1978-83, 1986-87
 2 By 5 Players

Most Blocked Punts, Season

- 2 By 4 Players (Last: Kerry Justin, 1986)

Most Blocked Punts, Game

- 1 29 Times (Last: DeShawn Snead, vs. Arizona 11/23/14)

Most Blocked Field Goals, Career

- 8 Joe Nash, 1982-96
 Craig Terrill, 2004-10
 4 Red Bryant, 2008-12
 2 By 4 Players

Most Blocked Field Goals, Season

- 3 Joe Nash, 1989
 Craig Terrill, 2010
 Red Bryant, 2011
 2 Mike White, 1982
 Joe Nash, 1984
 Craig Terrill, 2006

Most Blocked Field Goals, Game

- 2 Red Bryant, at Cleveland 10/23/11
 1 Many Times (Last: Red Bryant, San Francisco 12/23/12)

Most Blocked PATs, Career

- 3 Mike White, 1981-82
 2 By 3 Players

Most Blocked PATs, Season

- 2 Mike White, 1981
 1 By 12 Players (Last: Red Bryant, 2011)

Most Blocked PATs, Game

- 1 12 Times (Last: Red Bryant, vs. Washington 11/27/11)

Most Blocked Kicks (Field Goals and PATs), Career

- 10 Joe Nash, 1982-96 (8 FG, 2 PAT)
 8 Craig Terrill, 2004-10 (8 FG)
 5 Mike White, 1981-82 (2 FG, 3 PAT)
 Jeff Bryant, 1982-93 (3 FG, 2 PAT)
 Red Bryant, 2008-12 (4 FG, 1 PAT)

Most Blocked Kicks (Field Goals and PATs), Season

- 4 Red Bryant, 2011 (3 FG, 1 PAT)
 3 Mike White, 1982 (2 FG, 1 PAT)
 Joe Nash, 1989 (3 FG)
 Craig Terrill, 2010 (3 FG)
 2 By 5 Players (Last: Craig Terrill, 2006)

Most Blocked Kicks (Field Goals and PATs), Game

- 2 Red Bryant, at Cleveland 10/23/11
 Red Bryant, Washington 11/27/11
 1 Many Times (Last: Red Bryant, San Francisco 12/23/12)

Longest Return of Blocked Punt

- 32 Jessie Green, vs. N.Y. Jets 10/19/80
 26 Steve Raible, vs. Green Bay 10/10/76
 25t Mike Morgan, vs. Dallas 10/12/14

Longest Return of Blocked Field Goal

- 62 Paul Moyer, vs. Cleveland 10/9/88
 Vernon Dean, vs. L.A. Rams 10/23/88 (TD)
 61 Robert Blackmon, vs. Houston 11/3/96 (TD)
 Shawn Springs, at Green Bay 11/1/99 (TD)

TEAM RECORDS

ATTENDANCE

Largest Single-Season Regular-Season Home Attendance

552,162 2015 (69,020)
547,298 2014 (68,412)
545,577 2013 (68,197)

Largest Single-Game Regular-Season Home Attendance

–CenturyLink Field

69,080 vs. St. Louis 12/27/15
69,055 vs. Pittsburgh 11/29/15
69,020 vs. Carolina 10/18/15

–Kingdome (1976-1999)

66,400 vs. Oakland 10/3/99
66,332 vs. Kansas City 12/26/99
66,318 vs. San Diego 12/12/99

–Husky Stadium (2000-01)

68,681 vs. Oakland 12/16/00
68,661 vs. Denver 11/26/00
67,231 vs. Oakland 11/11/01

Largest Single-Game Regular-Season Road Attendance

91,486 at Dallas 11/1/15
90,215 at Washington 10/2/05
*82,893 at Kansas City 10/2/00

* Combined attendance from Arrowhead (79,451) and Kaufmann Stadium adjacent to Arrowhead (3,442).

GAMES WON

REGULAR SEASON

Most Consecutive Games Won

11 2005
9 2012-13
8 1984

Most Consecutive Games Without Defeat

11 2005
9 2012-13
8 1984

Most Games Won, Season

13 2005, 2013
12 1984, 2014
11 2012

Most Consecutive Games Won, One Season

11 2005
8 1984
7 2013

Most Consecutive Games Won, Start of Season

4 2013
3 1986, 1998, 2003, 2004, 2006
2 1984, 1985, 1988, 1994

Most Consecutive Games Won, End of Season

6 2014
5 1986, 2012
3 2002

Most Consecutive Home Games Won

14 2012-13
12 2004-06
10 2002-04

Most Consecutive Road Games Won

5 1979-80, 2005, 2015
4 1984

Most Shutout Games Won or Tied, Season

3 1984
2 1986, 2009
1 11 Times (Last: 2013)

Most Consecutive Shutout Games Won or Tied, Season

2 1984
1 16 Times (Last: 2013)

Most Consecutive Overtime Games Won, Season

2 1990 (Ties NFL record)

GAMES LOST

Most Consecutive Games Lost

10 1980-81
9 1976-77
8 1992

Most Games Lost, Season

14 1992
12 1976, 1980, 2008
11 2009

Most Consecutive Games Lost, One Season

9 1980
8 1992
6 1994, 2008

Most Consecutive Games Lost, Start of Season

5 1976
4 1977
3 1990, 1996, 2002

Most Consecutive Games Lost, End of Season

9 1980
5 1976
4 1992, 2009

Most Consecutive Home Games Lost

8 1980
5 1992, 2008
4 1976, 1976-77

Most Consecutive Road Games Lost

8 1976-77, 1980-81
7 1992-93
6 2003, 2008-09

Most Shutout Games Lost or Tied, Season

2 1992
1 9 Times (Last: 2011)

Most Consecutive Shutout Games, Lost or Tied, Season

2 1992
1 9 Times (Last: 2011)

Most Consecutive Overtime Games Lost, Season

1 20 Times (Last: 2015)

SCORING**POINTS****Most Points, Season**452 2005
423 2015
418 1984**Fewest Points, Season**127 1982 (9 games)
140 1992 (NFL record for 16-game season)
229 1976 (14 games)**Most Points, Game**58 vs. Arizona 12/9/12
56 vs. Buffalo 10/30/77
51 vs. Kansas City 11/27/83 (OT)**Fewest Points, Game**

0 11 Times (Last: at Pittsburgh 9/18/11)

Most Points, Both Teams, Game99 Seattle (51) vs. Kansas City (48) 11/27/83 (OT)
85 Seattle (41) at Baltimore (44) 11/23/03 (OT)
Seattle (41) at Atlanta (44) 12/30/07
84 Seattle (49) vs. San Diego (35) 9/15/85**Fewest Points, Both Teams, Game**9 Seattle (3) at Cleveland (6) 10/23/11
14 Seattle (14) vs. Washington (0) 9/28/80
15 Seattle (9) at Cleveland (6) 9/9/01
Seattle (6) at N.Y. Giants (9) 9/22/02
Seattle (9) at Detroit (6) 9/10/06**Most Points, Shutout Victory, Game**58 vs. Arizona 12/9/12
45 vs. Kansas City 11/4/84
42 at Philadelphia 12/5/05**Fewest Points, Shutout Victory, Game**14 vs. Washington 9/28/80
16 vs. Pittsburgh 11/28/82
vs. Oakland 11/6/06
17 vs. N.Y. Jets 11/13/77**Most Points Overcome to Win Game**21 vs. Tampa Bay 11/3/13 (Trailed 21-0, Won 27-24 in OT)
20 at Denver 12/10/95 (Trailed 20-0, Won 31-27)
18 vs. Pittsburgh 11/8/81 (Trailed 21-3, Won 24-21)
at Oakland 12/14/97 (Trailed 21-3, Won 22-21)**Most Points, Each Half**1st: 45 vs. Minnesota 9/29/02
42 vs. Buffalo 10/30/77
38 vs. Arizona 12/9/12
2nd: 35 vs. San Diego 9/15/85
34 vs. Kansas City 11/27/83
31 vs. L.A. Raiders 10/16/83
vs. New England 9/21/86**Most Points, One Quarter**31 vs. Minnesota 9/29/02 (2nd)
28 5 Times (Last: vs. Arizona 12/9/12 [2nd])**Most Points, Each Quarter**1st: 21 vs. Cincinnati 9/6/81
vs. Detroit 10/18/87
vs. N.Y. Giants 11/5/95
vs. N.Y. Giants 9/24/06
2nd: 31 vs. Minnesota 9/29/02
28 vs. Buffalo 10/30/77
vs. Kansas City 11/4/84
vs. Kansas City 9/11/88
vs. Arizona 12/9/12
3rd: 28 vs. San Diego 9/15/85
21 vs. Chicago 9/23/84
vs. Carolina 12/5/10
20 vs. Kansas City 9/20/87
vs. Chicago 12/20/87
4th: 24 vs. New England 9/21/86
22 vs. Dallas 12/6/04
21 vs. Detroit 9/24/78
at Denver 12/10/95
at San Diego 12/29/02
vs. N.Y. Giants 11/9/14
at Arizona 12/21
OT: 6 at Atlanta 12/15/02
at Chicago 12/2/12
vs. Denver 9/21/14
3 9 Times (Last: vs. Tampa Bay 11/3/13)**GAMES****Most Consecutive Games Scoring**121 1992-99
115 2000-07
112 1982-89**TOUCHDOWNS****Most Touchdowns, Season**57 2005
51 1984
50 1983**Fewest Touchdowns, Season**14 1982 (9 games), 1992
28 1989**Most Touchdowns, Game**8 vs. Buffalo 10/30/77
7 vs. San Diego 9/15/85
vs. Arizona 12/9/12
6 14 Times (Last: vs. Pittsburgh 11/29/15)**Most Touchdowns, Both Teams, Game**13 Seattle (6) vs. Kansas City (7) 11/27/83 (OT)
12 Seattle (7) vs. San Diego (5) 9/15/85
10 7 Times (Last: Seattle [5] at Atlanta [5] 12/30/07)**Most Consecutive Games Scoring****Touchdowns**
57 2012-15
48 1982-85
34 1985-88**POINTS AFTER TOUCHDOWN****Most Points After Touchdown, Season**56 2005
50 1984
49 1983**Fewest Points After Touchdown, Season**13 1982 (9 games)
14 1992
25 1994

Most Points After Touchdown, Game

- 8 vs. Buffalo 10/30/77
- 7 vs. San Diego 9/15/85
vs. Arizona 12/9/12
- 6 13 Times (Last: vs. Jacksonville 9/22/13)

Most Points After Touchdown, Both Teams, Game

- 12 Seattle (6) vs. Kansas City (6) 11/27/83 (OT)
- 10 5 Times (Last: Seattle [5] at Atlanta [5] 12/30/07)

TWO-POINT CONVERSIONS*(Two-point conversion rule was adopted in 1994)***Most Two-Point Conversion Attempts, Season**

- 6 1994, 1996, 1997
- 5 2015
- 4 1998, 2000

Most Two-Point Conversion Attempts, Game

- 2 at Kansas City 10/23/94
vs. San Diego 10/22/95
vs. Oakland 10/26/97
vs. Oakland 12/16/00
vs. Arizona 11/15/15
vs. Pittsburgh 11/29/15
- 1 Many Times (Last: at St. Louis 9/13/15)

Most Two-Point Conversions Made, Season

- 4 1994, 1996
- 2 1998, 2004, 2010

Most Two-Point Conversions Made, Game

- 2 at Kansas City 10/23/94
- 1 17 Times (Last: at St. Louis 9/13/15)

FIELD GOALS**Most Field Goals Attempted, Season**

- 40 1999
- 37 2014
- 35 1986

Fewest Field Goals Attempted, Season

- 14 1982 (9 games)
- 16 1976
- 18 1977

Most Field Goals Attempted, Game

- 6 vs. Kansas City 9/20/87
vs. Pittsburgh 9/26/99
vs. San Diego 12/12/99
vs. Chicago 9/27/09
at Arizona 11/14/10
- 5 10 Times (Last: vs. Arizona 11/23/14)

Most Field Goals Attempted, Both Teams, Game

- 10 Seattle (6) vs. San Diego (4) 12/12/99
- 9 at Seattle (5) vs. Houston (4) 11/3/96

Most Field Goals, Season

- 34 1999
- 33 2013
- 31 2014

Fewest Field Goals, Season

- 9 1976, 1977
- 10 1982 (9 games)

Most Field Goals, Game

- 5 vs. Kansas City 9/20/87
vs. L.A. Raiders 12/18/88
vs. Pittsburgh 9/26/99
vs. Arizona 10/24/10
at Arizona 11/14/10
vs. Baltimore 11/13/11
- 4 Many Times

Most Field Goals, Both Teams, Game

- 8 Seattle (5) vs. L.A. Raiders (3) 12/18/88
- 7 8 Times (Last: Seattle [3] vs. Arizona [4] 9/25/05)

Most Consecutive Games Scoring Field Goals

- 19 2002-03
- 15 1990-91
- 14 2011-12

SAFETIES**Most Safeties, Season**

- 4 1993 (Ties NFL record)
- 2 2013
- 1 15 Times (Last: 2014)

Most Safeties, Game

- 1 21 Times (Last: vs. Denver 9/21/14)

Most Safeties, Both Teams, Game

- 2 Seattle (0) vs. Denver (2) 1/2/83
Seattle (1) vs. Cleveland (1) 11/14/93
- 1 Many Times (Last: Seattle [0] vs. Arizona [1] 11/15/15)

FIRST DOWNS**Most Seasons Leading League**

- 1 1978

Most First Downs, Season

- 361 2005
- 347 2002
- 345 1978

Fewest First Downs, Season

- 159 1982 (9 games)
- 208 1992
- 238 1976

Most First Downs, Game

- 34 vs. San Diego 11/22/87
at San Diego 12/29/02 (OT)
- 33 vs. Kansas City 11/27/83 (OT)
- 32 vs. Kansas City 11/24/02

Fewest First Downs, Game

- 1 vs. L.A. Rams 11/4/79
- 2 vs. New England 12/4/88
- 6 3 Times (Last: at Dallas 10/11/92)

Most First Downs, Rushing, Season

- 150 1978
- 144 2014
- 142 2005

Fewest First Downs, Rushing, Season

- 51 1982 (9 games)
- 65 1999
- 75 1976

Most First Downs, Rushing, Game

- 19 vs. San Diego 11/22/87
vs. Houston 10/16/05
vs. N.Y. Giants 11/9/14
- 18 vs. Kansas City 11/27/83 (OT)

Fewest First Downs, Rushing, Game

- 0 vs. L.A. Rams 11/4/79
- vs. New England 12/4/88
- vs. L.A. Raiders 10/18/92
- vs. Arizona 10/18/09

Most First Downs, Passing, Season

- 211 2007
- 208 2002
- 207 1997

Fewest First Downs, Passing, Season

- 89 1982 (9 games)
- 114 1992
- 116 1977

Most First Downs, Passing, Game

- 22 at Cleveland 11/4/07
- 21 vs. Denver 11/20/83
- vs. Kansas City 11/24/02
- 20 vs. Denver 12/15/84
- vs. Cleveland 11/30/03

Fewest First Downs, Passing, Game

- 1 vs. L.A. Rams 11/4/79
- vs. Oakland 12/22/96
- 2 6Times (Last: vs. Philadelphia 11/2/08)

Most First Downs, Penalty, Season

- 39 1978
- 35 2002
- 33 2006, 2009

Fewest First Downs, Penalty, Season

- 10 1986
- 14 1991
- 15 2000

Most First Downs, Penalty, Game

- 6 vs. N.Y. Jets 9/17/78
- vs. San Diego 11/16/81
- vs. San Diego 9/18/94

Most First Downs, Both Teams, Game

- 64* vs. Kansas City 11/24/02
- (Sea-32, KC-32)
- 62 vs. San Diego 9/15/85 (Sea-30, SD-32)

*NFL Record

NET YARDS GAINED RUSHING & PASSING

Most Plays, Season

- 1,090 1985
- 1,072 1978
- 1,056 2007

Fewest Plays, Season

- 589 1982 (9 games)
- 869 1977
- 882 1976

Most Plays, Game

- 90 at San Diego 12/29/02 (OT)
- 85 vs. Kansas City 11/27/83 (OT)
- vs. Green Bay 11/27/06
- vs. Philadelphia 12/7/14
- 84 vs. Kansas City 9/29/85
- vs. San Diego 11/22/87

Fewest Plays, Game

- 35 vs. L.A. Rams 11/4/79
- 37 N.Y. Giants 11/7/10
- 39 at Tampa Bay 10/19/08

Most Net Yards Gained, Season

- 6,058 2015
- 6,012 2014
- 5,915 2005

Fewest Net Yards Gained, Season

- 2,594 1982 (9 games)
- 3,374 1992
- 4,065 1976

Most Net Yards Gained, Game

- 596 at Arizona 12/21/14
- 591 at San Diego 12/29/02 (OT)
- 559 vs. Buffalo 10/30/77

Fewest Net Yards Gained, Game

- 7 vs. L.A. Rams 11/4/79 (NFL record)
- 62 at Dallas 10/11/92
- 65 vs. New England 12/4/88

Most Consecutive Games, 500 or More Yards Gained

- 2 2002

Most Consecutive Games, 400 or More Yards Gained

- 5 2015
- 4 1986
- 3 2012

Most Consecutive Games, 300 or More Yards Gained

- 18 2014-15
- 9 1997, 2012
- 8 1996

Most Games 500 Yards or More, Season

- 3 2002
- 2 1986, 2014
- 1 1977, 1979, 1983, 1997, 2004, 2007, 2015

Highest Average Gain, Season

- 5.88 2014 (1,021-6,012)
- 5.85 2015 (1,036-6,058)
- 5.80 2005 (1,020-5,915)

Lowest Average Gain, Season

- 3.57 1992 (945-3,374)
- 4.40 1982 (589-2,594 [9 games])
- 4.55 1989 (1,010-4,596)

RUSHING

ATTEMPTS**Most Rushing Attempts, Season**

- 561 1978
- 546 1983
- 536 2012

Fewest Rushing Attempts, Season

- 227 1982 (9 games)
- 374 1976
- 385 2010

Most Rushing Attempts, Game

- 57 vs. N.Y. Jets 9/11/83
- 56 vs. San Diego 9/18/83
- 54 vs. San Diego 11/22/87

Fewest Rushing Attempts, Game

- 7 vs. L.A. Raiders 11/17/91
- 9 vs. Washington 12/23/89
- 11 at Carolina 10/8/00
- Arizona 10/18/09

YARDS GAINED**Most Yards Gained Rushing, Season**

2,762 2014
2,579 2012
2,457 2005

Fewest Yards Gained Rushing, Season

795 1982 (9 games)
1,392 1989
1,408 1999

Most Yards Gained Rushing, Game

350 vs. N.Y. Giants 11/9/14
320 vs. Houston 10/16/05
319 vs. Oakland 11/11/01

Fewest Yards Gained Rushing, Game

4 at Minnesota 11/22/09
14 Arizona 10/18/09
20 vs. New England 12/4/88
vs. Kansas City 11/28/10

AVERAGE GAIN**Highest Average Gain, Rushing, Season**

5.26 2014 (525-2,762)
4.81 2012 (536-2,579)
4.73 2005 (519-2,457)

Lowest Average Gain, Rushing, Season

3.32 1984 (495-1,645)
3.44 1989 (405-1,392)
3.45 1999 (408-1,408)

TOUCHDOWNS**Most Touchdowns, Rushing, Season**

29 2005
28 1978
24 1979

Fewest Touchdowns, Rushing, Season

4 1982 (9 games), 1992
5 1989, 1999

Most Touchdowns, Rushing, Game

5 2005 vs. Houston 10/16/05
2014 vs. N.Y. Giants 11/9/14
4 11 Times (Last: at Buffalo 12/16/12)

PASSING**ATTEMPTS****Most Passes Attempted, Season**

609 1997, 2009
590 2007
587 2002

Fewest Passes Attempted, Season

326 1982 (9 games)
387 1977
405 1987, 2012

Most Passes Attempted, Game

61 vs. Kansas City 9/29/85
55 at San Francisco 12/1/02
53 at San Diego 12/29/02 (OT)
at Arizona 11/15/09

Fewest Passes Attempted, Game

14 vs. Kansas City 12/11/77
15 vs. N.Y. Jets 9/11/83
vs. Green Bay 11/15/87
vs. Pittsburgh 12/6/87
16 3Times (Last: vs. Cincinnati 11/18/84)

Most Passes Attempted, Both Teams, Game

103 Seattle (53) at San Diego (50) 12/29/02 (OT)
95 Seattle (47) at Cleveland (48) 11/4/07
94 Seattle (52) Detroit (42) 11/8/09

Fewest Passes Attempted, Both Teams, Game

30 Seattle (20) vs. New England (10) 12/4/88
33 Seattle (15) vs. Pittsburgh (18) 12/6/87
38 Seattle (23) vs. New England (15) 10/9/77

COMPLETIONS**Most Passes Completed, Season**

372 2009
371 2007
361 2002

Fewest Passes Completed, Season

175 1977
176 1982 (9 games)
229 1976

Most Passes Completed, Game

40 vs. Detroit 11/8/09
36 at San Diego 12/29/02 (OT)
33 vs. Atlanta 10/13/85
at Indianapolis 10/4/09

Fewest Passes Completed, Game

2 vs. L.A. Rams 11/4/79
4 vs. L.A. Raiders 10/16/83
5 vs. New England 10/9/77
vs. Houston 11/20/77
at Oakland 12/22/96

Most Passes Completed, Both Teams, Game

64 Seattle (36) at San Diego (28) 12/29/02 (OT)
Seattle (33) at Indianapolis (31) 10/4/09
62 Seattle (40) vs. Detroit (22) 11/8/09
61 Seattle (32) at New Orleans (29) 11/21/10

Fewest Passes Completed, Both Teams, Game

14 Seattle (5) vs. New England (9) 10/9/77
Seattle (9) vs. New England (5) 12/4/88
17 Seattle (10) vs. Cleveland (7) 12/18/77

YARDS GAINED**Most Net Yards Gained, Passing, Season**

4,078 2002
3,964 2007
3,959 1997

Fewest Net Yards Gained, Passing, Season

1,778 1992
1,799 1982 (9 games)
2,328 1977

Most Net Yards Gained, Passing, Game

428 at San Diego 12/29/02
427 at San Francisco 12/1/02
409 vs. Oakland 10/26/97

Fewest Net Yards, Gained Passing, Game

-30 vs. L.A. Rams 11/4/79
 2 vs. L.A. Raiders 10/16/83
 13 at Oakland 12/22/96

TIMES SACKED**Most Times Sacked, Season**

67 1992
 53 1985
 51 1980

Fewest Times Sacked, Season

21 1977
 23 1979
 27 2005

Most Times Sacked, Game

9 vs. Kansas City 11/11/90
 8 vs. Cleveland 9/12/82
 vs. Dallas 12/4/83
 vs. Denver 11/26/89
 at Denver 12/20/92
 at Oakland 10/31/10

COMPLETION PERCENTAGE**Highest Completion Percentage, Season**

68.11 2015 (483-333)
 64.77 2005 (474-307)
 63.95 2012 (405-259)

Lowest Completion Percentage, Season

45.22 1977 (387-175)
 47.71 1976 (480-229)
 48.32 1992 (476-230)

TOUCHDOWNS**Most Touchdowns, Passing, Season**

34 2015
 32 1984
 31 1987

Fewest Touchdowns, Passing, Season

9 1982 (9 games)
 1992
 13 1976, 1993, 1994

Most Touchdowns, Passing, Game

5 vs. Detroit 12/2/84
 vs. San Diego 9/15/85
 vs. L.A. Raiders 11/28/88
 vs. Oakland 10/26/97
 at Baltimore 11/23/03 (OT)
 vs. N.Y. Giants 9/24/06
 vs. Pittsburgh 11/29/15
 at Baltimore 12/13/15

Most Touchdowns, Passing, Both Teams, Game

10 Seattle (5) vs. San Diego (5) 9/15/85
 9 Seattle (5) at Baltimore (4) 11/23/03 (OT)
 8 Seattle (5) vs. N.Y. Giants (3) 9/24/06

PASSES HAD INTERCEPTED**Most Passes Had Intercepted, Season**

32 1977
 30 1976
 26 1984, 1991

Fewest Passes Had Intercepted, Season

7 2014
 8 2015
 9 1994, 2013

Most Passes Had Intercepted, Game

6 vs. Detroit 10/24/76
 vs. Kansas City 12/9/84
 5 3Times (Last: vs. Tampa Bay 11/28/99)

PUNTING**Most Punts, Season**

108 1992
 95 1984, 2011
 91 1985, 1993, 1994

Fewest Punts, Season

49 1982 (9 games)
 61 1987, 2002
 62 2014

Most Punts, Game

12 vs. Denver 11/28/93
 11 5Times (Last: vs. Philadelphia 11/2/08)

Fewest Punts, Game

1 16Times (Last: vs. Cleveland 12/20/15)

AVERAGE YARDAGE**Highest Average Distance, Punting, Season**

46.64 2011 (95-4,431)
 46.06 2009 (89-4,100)
 45.66 2015 (68-3,105)

Lowest Average Distance, Punting, Season

36.42 1978 (69-2,513)
 37.40 1976 (82-3,067)
 37.55 1984 (95-3,567)

HAD BLOCKED**Most Punts Had Blocked, Season**

3 1979
 2 1976, 1977, 1980, 1997, 2003, 2004, 2013

Most Punts Had Blocked, Game

2 vs. Kansas City 9/30/79
 1 ManyTimes (Last: vs. Oakland 11/2/14)

Most Consecutive Punts Without A Block

612 1980-88
 521 1989-93
 406 2008-13

INSIDE THE 20**Most Punts Inside Opponents' 20-Yard Line, Season**

34 1999, 2011
 33 1994
 30 2007, 2012

Fewest Punts Inside Opponents' 20-Yard Line, Season

9 1982 (9 games)
 10 1977, 1986
 11 1979, 1991

Most Punts Inside Opponents' 20-Yard Line, Game

- 6 vs. Minnesota 11/10/96
vs. Kansas City 12/26/99
at N.Y. Giants 12/23/01
vs. San Francisco 12/6/09
at Miami 11/25/12
- 5 vs. New England 12/18/83
vs. Denver 11/30/92 (OT)
at Washington 9/4/94
vs. New Orleans 9/7/03
at Oakland 10/31/10
at Wash. 10/6/14
vs. Denver 9/21/14

PUNT RETURNS**Most Punt Returns, Season**

- 58 2007
- 53 1985
- 52 2013

Fewest Punt Returns, Season

- 21 1982 (9 games)
- 25 2002
- 30 1989, 1999, 2000, 2004

Most Punt Returns, Game

- 7 vs. Tampa Bay 10/17/76
vs. N.Y. Jets 11/13/77
vs. San Francisco 12/6/09
at St. Louis 11/20/11
at N.Y. Giants 12/15/13
- 6 Many Times (Last: at NY Giants 10/9/11)

Fewest Punt Returns, Game

- 0 Many Times

FAIR CATCHES**Most Fair Catches, Season**

- 28 2014
- 27 1992
- 26 2004

Fewest Fair Catches, Season

- 4 1977
- 5 1978
- 6 3 Times (Last: 1983)

Most Fair Catches, Game

- 6 at Arizona (12/21/14)
- 5 6 Times (Last: vs. Dallas 10/23/05)

YARDS GAINED**Most Yards, Punt Returns, Season**

- 658 2007
- 579 2013
- 484 1984

Fewest Yards, Punt Returns, Season

- 177 2005
- 217 1977
- 228 1982 (9 games)

Most Yards, Punt Returns, Game

- 139 at Arizona 1/2/16
- 106 at Pittsburgh 9/26/99
- 105 vs. N.Y. Giants 11/5/95

Fewest Yards, Punt Returns, Game

- 3 at Washington 10/2/05 (OT)
vs. San Diego 9/21/97
- 2 vs. Washington 9/19/76
at N.Y. Giants 10/25/92
at Kansas City 9/15/96
vs. St. Louis 12/29/13

AVERAGE YARDS RETURNING PUNTS**Highest Average, Punt Returns, Season**

- 13.97 1999 (30-419)
- 12.80 2000 (30-384)
- 11.72 1986 (39-457)

Lowest Average, Punt Returns, Season

- 5.71 2005 (31-177)
- 6.65 1976 (37-246)
- 6.70 1997 (37-248)

TOUCHDOWNS RETURNING PUNTS**Most Touchdowns, Punt Returns, Season**

- 2 1998
- 1 13 Times (Last: 2015)

Most Touchdowns, Punt Returns, Game

- 1 15 Times (Last: at St. Louis 9/13/15)

KICKOFF RETURNS**Most Kickoff Returns, Season**

- 80 2000
- 79 1976
- 77 2008

Fewest Kickoff Returns, Season

- 29 1982 (9 games), 2012
- 33 2013
- 34 2015

Most Kickoff Returns, Game

- 9 vs. New Orleans 11/21/76
vs. Kansas City 11/27/83 (OT)
- 8 Many Times (Last: vs. N.Y. Giants 11/7/10)

Fewest Kickoff Returns, Game

- 0 Many Times

YARDS GAINED**Most Yards, Kickoff Returns, Season**

- 1,932 2000
- 1,620 1995
- 1,605 1976

Fewest Yards, Kickoff Returns, Season

- 544 1982 (9 games)
- 698 2013
- 787 2012

Most Yards, Kickoff Returns, Game

- 268 vs. Indianapolis 10/15/00
- 253 vs. San Diego 9/26/10
- 251 vs. New Orleans 11/21/76

Fewest Yards, Kickoff Returns, Game

- 0 Many Times

AVERAGE YARDAGE**Highest Average, Kickoff Returns, Season**

27.14 2012 (29-787)
 25.53 2015 (34-868)
 25.29 2008 (77-1,948)

Lowest Average, Kickoff Returns, Season

17.70 1992 (50-885)
 18.52 1981 (69-1,278)
 18.62 1993 (50-931)

TOUCHDOWNS**Most Touchdowns, Kickoff Returns, Season**

3 2010
 2 2007
 1 8Times (Last: 2015)

Most Touchdowns, Kickoff Returns, Game

2 vs. San Diego 9/26/10
 1 at St. Louis 11/13/83
 vs. Kansas City 10/8/89
 at San Diego 10/30/94
 vs. Washington 9/20/98
 vs. Buffalo 12/23/00
 at St. Louis 10/20/02
 vs. St. Louis 10/21/07
 at St. Louis 11/25/07
 at San Francisco 12/12/10
 at Miami 11/25/12
 vs. Chicago 9/27/15

FUMBLES**Most Fumbles, Season**

43 1989
 41 1981
 38 1980

Fewest Fumbles, Season

16 2012
 18 2005, 2010, 2015
 19 2004

Most Fumbles, Game

8 vs. Kansas City 11/5/89
 at Arizona 10/29/95 (OT)
 7 vs. Denver 11/20/83

FUMBLES LOST**Most Fumbles Lost, Season**

23 1981
 20 1983
 19 1978, 1994

Fewest Fumbles Lost, Season

7 2005
 8 2012, 2015
 9 1995, 2001, 2004, 2011

Most Fumbles Lost, Game

5 vs. Green Bay 10/15/78
 vs. Denver 12/13/81
 4 6Times (Last: vs. Oakland 11/1/98)

FUMBLES RECOVERED**Most Fumbles Recovered, Season, Own and Opponents**

44 1983 (16 own, 28 opp)
 41 1981 (14 own, 27 opp)
 37 1987, 1989

Fewest Fumbles Recovered, Season, Own & Opponents

17 1999
 18 1982 (9 games)
 19 1995, 2008, 2015

Most Fumbles Recovered, Game, Own & Opponents

8 vs. Cleveland 12/20/81 (1 own, 7 opp)
 7 vs. Chicago 12/20/87 (4 own, 3 opp)
 vs. San Diego 11/25/90 (4 own, 3 opp)

Most Own Fumbles Recovered, Season

24 1989
 22 1980
 21 2009

Fewest Own Fumbles Recovered, Season

7 2010, 2014
 8 1984, 2003, 2004, 2008, 2012
 9 1976, 1979, 1991, 2005, 2006

Most Opponents Fumbles Recovered, Season

28 1983
 27 1981
 25 1984

Fewest Opponents Fumbles Recovered, Season

6 1989
 8 1982
 9 1995, 2011, 2015

Most Opponents Fumbles Recovered, Game

7 vs. Cleveland 12/20/81
 6 at Oakland 12/22/96
 5 vs. L.A. Raiders 10/16/83
 vs. Cleveland 11/14/93
 vs. Kansas City 10/4/98

TOUCHDOWNS**Most TDs, Opponent Fumbles Recovered, Season**

3 1997, 2015
 2 8Times (Last: 2008)

Most TDs, Fumbles Recovered, Game, Own and Opponents

2 4Times (Last: at New York Giants
 12/23/01 [Seattle-1, NY-1])
 1 ManyTimes

TURNOVERS

(Number of times losing the ball on interceptions and fumbles)

Most Turnovers, Season

48 1976 (30 ints, 18 fums)
 46 1977 (32 ints, 14 fums)
 43 1991 (26 ints, 17 fums)

Fewest Turnovers, Season

14 2014 (7 ints, 7 fums)
 16 2015 (8 ints, 8 fums)
 17 2005 (10 ints, 7 fums)

Most Turnovers, Game

8 vs. Detroit 10/24/76 (6 ints, 2 fums)
 vs. Denver 11/20/83 (4 ints, 4 fums)
 7 4Times (Last: at Arizona 10/29/95 [OT]
 [4 ints, 3 fums])

Most Turnovers, Both Teams, Game

- 14 Seattle (4) vs. Cleveland (10) 12/20/81
 11 Seattle (7) vs. Kansas City (4) 9/29/85
 Seattle (8) at Arizona (3) 10/29/95 (OT)
 Seattle (3) vs. San Diego (8) 12/13/98

Fewest Turnovers, Both Teams, Game

- 0 Many Times

PENALTIES**Fewest Penalties, Season**

- 59 1982 (9 games), 2007
 66 2001
 76 1977

Most Penalties, Season

- 138 2011
 130 2014
 128 1984, 2013

Fewest Penalties, Game

- 0 vs. Pittsburgh 12/6/87
 vs. Dallas 12/16/01
 vs. Baltimore 12/23/07
 1 11 Times (Last: at Tampa Bay 12/26/10)

Most Penalties, Game

- 17 vs. Green Bay 10/21/84
 15 vs. Tampa Bay 10/17/76
 vs. San Diego 10/9/83

Fewest Penalties, Both Teams, Game

- 2 Seattle (1) vs. Oakland (1) 12/5/99
 Seattle (2) at Philadelphia (0) 12/2/07
 4 Seattle (2) at N.Y. Jets (2) 12/19/04
 Seattle (1) at Tampa Bay (3) 12/26/10
 5 6 Times, (Last: Seattle (1) at Tampa Bay
 (4) 10/19/08)

Most Penalties, Both Teams, Game

- 35 Seattle (15) vs. Tampa Bay (20) 10/17/76
 30 Seattle (13) vs. Kansas City (17) 11/8/98
 28 Seattle (17) vs. Green Bay (11) 10/21/84

YARDS PENALIZED**Fewest Yards Penalized, Season**

- 428 2007
 523 1982 (9 games)
 579 2001

Most Yards Penalized, Season

- 1,183 2013
 1,179 1984
 1,047 2011

Fewest Yards Penalized, Game

- 0 vs. Pittsburgh 12/6/87
 vs. Dallas 12/16/01
 vs. Baltimore 12/23/07
 5 vs. Pittsburgh 9/27/98
 at Cleveland 9/9/01
 vs. Atlanta 1/2/05

Most Yards Penalized, Game

- 145 vs. Denver 12/8/79
 141 at Oakland 11/15/98
 134 vs. Denver 9/7/97

Fewest Yards Penalized, Both Teams, Game

- 19 Seattle (14) vs. Oakland (5) 12/5/99
 25 Seattle (25) at Philadelphia (0) 12/2/07
 26 Seattle (10) vs. St. Louis (16) 9/10/00

Most Yards Penalized, Both Teams, Game

- 310 Seattle (120) vs. Tampa Bay (190)
 10/17/76
 273 Seattle (145) vs. Denver (128) 12/8/79
 249 Seattle (113) at Arizona (136) 11/15/09

DEFENSIVE RECORDS**TIME OF POSSESSION****Highest Average Time of Possession, Season**

- 32:11 2014
 31:40 2015
 31:36 2012

Lowest Average Time of Possession, Season

- 26:30 2008
 26:59 1981
 27:05 1998

Highest Time of Possession, Game

- 41:56 vs. Philadelphia 12/7/14
 41:35 vs. San Diego 11/22/87
 40:21 vs. Denver 10/22/89 (OT)

Lowest Time of Possession, Game

- 14:28 vs. L.A. Rams 11/4/79
 17:04 at Cleveland 10/23/11
 17:10 vs. San Francisco 9/25/88
 vs. Arizona 10/18/09

SCORING**Fewest Points Allowed, Season**

- 147 1982 (9 games)
 231 2013 (Led NFL)
 245 2012 (Led NFL)
 254 2014 (Led NFL)

Most Points Allowed, Season

- 429 1976
 408 1980
 407 2010

Fewest Points Allowed, Game

- 0 18 Times (Last: at N.Y. Giants 12/15/13)

Most Points Allowed, Game

- 51 vs. New Orleans 11/21/76
 vs. Dallas 11/27/80
 48 vs. Kansas City 11/27/83 (OT)
 at Green Bay 12/27/09

Fewest Touchdowns Allowed, Season

- 18 1982 (9 games)
 22 2013
 24 2005
 25 1991, 2012

Most Touchdowns Allowed, Season

- 53 1976
 48 1983
 47 1980, 2010

Fewest Touchdowns Allowed, Game

- 0 Many Times

^ Led NFL

Most Touchdowns Allowed, Game

- 7 vs. Dallas 11/27/80
- vs. Kansas City 11/27/83 (OT)
- 6 7Times (Last: vs. Kansas City 11/28/10)

FIRST DOWNS**Fewest First Downs Allowed, Season**

- 167 1982 (9 games)
- 247 1992
- 262 1991
- 273 2015

Most First Downs Allowed, Season

- 371 1981
- 356 2002
- 351 1983

Fewest First Downs Allowed, Game

- 6 vs. San Diego 11/22/87
- vs. San Francisco 11/12/07
- 7 vs. Chicago 9/27/15
- 8 at N.Y. Jets 11/13/77
- vs. San Francisco 12/11/05
- at San Francisco 10/22/15
- 9 6Times (Last: at Minnesota 12/6/15)

Most First Downs Allowed, Game

- 32 at San Diego 9/15/85
- vs. Kansas City 11/24/02
- 31 at Chicago 12/20/87
- at Denver 12/1/96
- at N.Y. Jets 12/6/98
- vs. Denver 12/27/98

Fewest First Downs Allowed, Rushing, Season

- 70 2014
- 71 2015
- 78 2005, 2007

Most First Downs Allowed, Rushing, Season

- 175 1981
- 166 1976
- 153 1978

Fewest First Downs Allowed, Rushing, Game

- 0 at Green Bay 12/9/90
- at Baltimore 12/13/15
- at Arizona 1/3/16
- 1 ManyTimes (Last: at Minn 12/6/15)

Most First Downs Allowed, Rushing, Game

- 19 vs. New Orleans 11/21/76
- 18 3Times (Last: at Kansas City 11/22/81)

Fewest First Downs Allowed, Passing, Season

- 68 1982 (9 games)
- 125 1977
- 129 1992

Most First Downs Allowed, Passing, Season

- 207 2008
- 206 2010
- 204 2009

Fewest First Downs Allowed, Passing, Game

- 2 4Times (Last: vs. Chicago 9/27/15)

Most First Downs Allowed, Passing, Game

- 27 at San Diego 9/15/85
- 23 at Detroit 10/28/12
- 22 San Diego 9/26/10

Fewest First Downs Allowed, Penalty, Season

- 12 1991
- 13 1982 (9 games)
- 15 2006

Most First Downs Allowed, Penalty, Season

- 43 2013
- 40 2011
- 33 1979

Most First Downs Allowed, Penalty, Game

- 7 at Kansas City 10/17/96
- 6 vs. Arizona 12/22/13
- 5 9Times (Last: vs. Arizona 11/15/15)

OFFENSIVE PLAYS**Fewest Opponents Plays Allowed, Season**

- 600 1982 (9 games)
- 924 2014
- 947 2015
- 950 1990

Most Opponents Plays Allowed, Season

- 1,137 1998
- 1,126 1981
- 1,104 1999

Fewest Opponents Plays Allowed, Game

- 39 vs. San Diego 11/22/87
- 41 vs. Pittsburgh 10/20/91
- 43 vs. L.A. Raiders 9/16/90

Most Opponents Plays Allowed, Game

- 95 vs. L.A. Rams 11/4/79
- vs. Philadelphia 12/13/92 (OT)
- 89 vs. Minnesota 9/29/02
- 88 vs. Denver 10/29/78 (OT)
- at Houston 9/29/13 (OT)

Fewest Opp. Plays Allowed, Rushing, Season

- 337 1982 (9 games)
- 362 2015
- 368 2012
- 380 2014

Most Opponents Plays Allowed, Rushing, Season

- 614 1976
- 596 1977
- 588 1981

Fewest Opponents Plays Allowed, Rushing, Game

- 10 vs. Green Bay 12/9/90
- 12 vs. San Diego 11/22/87
- vs. Minnesota 11/10/96
- vs. San Francisco 12/6/09
- vs. Baltimore 11/13/11

Most Opponents Plays Allowed, Rushing, Game

- 63 vs. L.A. Rams 11/4/79
- 61 vs. Cincinnati 10/11/87
- 60 2Times (Last: vs. Pittsburgh 10/23/83)

Fewest Opponents Plays Allowed, Passing, Season

- 263 1982 (9 games)
- 367 1977
- 394 1976

Most Opponents Plays Allowed, Passing, Season

650 1998
633 1993
621 2005

Fewest Opponents Attempts Allowed, Passing, Game

9 at N.Y. Giants 10/25/92
10 vs. New England 12/4/88
11 vs. Cincinnati 10/11/87

Most Opponents Attempts Allowed, Passing, Game

63 at N.Y. Jets 12/6/98
59 Pittsburgh 11/29/15
58 New England 10/14/12

NET YARDS ALLOWED RUSHING & PASSING**Fewest Yards Allowed, Season**

2,794 1982 (9 games)
4,274 2014^
4,378 2013^

Most Yards Allowed, Season

6,391 2000
6,029 1983
5,940 1981

Fewest Yards Allowed, Game

113 vs. San Francisco 12/11/05
118 at Indianapolis 9/14/97
120 vs. Cleveland 9/3/84

Most Net Yards Allowed, Game

580 vs. San Francisco 9/25/88
579 vs. Buffalo 12/23/00
557 vs. San Diego 9/15/85

RUSHING**Fewest Yards Allowed, Rushing, Season**

1,304 2014, 2015
1,461 1982 (9 games)
1,510 2005

Most Yards Allowed Rushing, Season

2,876 1976
2,806 1981
2,513 1978

Fewest Yards Allowed, Rushing, Game

13 vs. Green Bay 12/9/90
vs. St. Louis 12/29/13
15 vs. Minnesota 11/10/96
17 vs. San Diego 11/22/87
vs. St. Louis 12/22/02

Most Yards Allowed, Rushing, Game

356 vs. L.A. Raiders 11/30/87
303 vs. L.A. Rams 11/4/79
301 vs. Denver 11/26/00

Fewest Touchdowns Allowed, Rushing, Season

4 1991, 2013
5 2005
7 1990

Most Touchdowns Allowed, Rushing, Season

23 1979
21 1977
20 1976, 1978, 1981, 2000

Most Touchdowns Allowed, Rushing, Game

5 at Green Bay 12/27/09
4 5 Times (Last: at Cleveland 11/4/07)

PASSING**Fewest Net Yards Allowed, Passing, Season**

1,333 1982 (9 games)
2,333 1977
2,524 1976

Most Net Yards Allowed, Passing, Season

4,240 2010
4,149 2008
4,112 2009

Fewest Net Yards Allowed, Passing, Game

12 at Philadelphia 9/6/98
15 vs. Kansas City 9/30/79
23 at Indianapolis 9/4/97

Most Net Yards Allowed, Passing, Game

494 vs. San Diego 9/15/85
480 vs. Pittsburgh 11/29/15
429 vs. San Diego 9/26/10

Fewest Touchdowns Allowed, Passing, Season

4 1982 (9 games)
11 1992
14 2015

Most Touchdowns Allowed, Passing, Season

33 1983
31 2010
28 1980

Most Touchdowns Allowed, Passing, Game

5 vs. San Diego 9/15/85
vs. San Francisco 9/25/88
vs. N.Y. Jets 8/31/97
at Minnesota 11/22/09
at Tampa Bay 12/26/10
4 Many Times (Last: vs. Kansas City 11/28/10)

SACKS**Most Sacks, Season**

61 1985
55 1984
53 1998

Fewest Sacks, Season

17 1982 (9 games)
18 1977
25 1978

Most Sacks, Game

11 vs. L.A. Raiders 12/8/86
10 vs. Philadelphia 12/13/92 (OT)
9 4 Times (Last: vs. Oakland 11/6/06)

Most Opponent's Yards Lost Attempting to Pass, Season

464 1985
398 1984
351 1983

Fewest Opponent's Yards Lost Attempting to Pass, Season

131 1977
135 1982 (9 games)
152 2000

Most Opponent's Yards Lost Attempting to Pass, Game

- 89 vs. Philadelphia 12/13/92 (OT)
- 68 vs. L.A. Raiders 12/8/86
- 65 vs. L.A. Raiders 10/16/83

INTERCEPTIONS**Most Seasons Leading League**

- 1 1984 (38), 1999 (30), 2013 (28)

Most Passes Intercepted By, Season

- 38 1984
- 30 1999
- 28 2013

Fewest Passes Intercepted By, Season

- 9 1989, 2008
- 12 1990, 2006, 2010
- 13 1982 (9 games), 1997, 2009, 2014

Most Passes Intercepted By, Game

- 7 vs. San Diego 12/13/98
- 6 vs. Kansas City 11/4/84
- 5 vs. Houston 10/5/80
 - at Pittsburgh 12/6/92
 - at Pittsburgh 9/26/99
 - vs. Arizona 12/9/07
 - at N.Y. Giants 12/15/13

Most Consecutive Games, One or More Interceptions By

- 17 1983-84
- 12 2002-03
- 11 1993

Most Yards, Returning Interceptions, Season

- 697 1984 (4th in NFL history)
- 462 2011
- 455 1998

Fewest Yards Returning Interceptions, Season

- 57 1989
- 95 1980
- 124 2006

Most Yards Returning Interceptions, Game

- 325 vs. Kansas City 11/4/84 (NFL record)
- 148 at Philadelphia 12/5/05
- 146 vs. Philadelphia 12/1/11

Most TDs Returning Interceptions, Season

- 8 1998 (2nd in NFL history)
- 7 1984 (3rd in NFL history)
- 4 2011

Most Touchdowns Returning Interceptions, Game

- 4 vs. Kansas City 11/4/84 (NFL record)
- 2 vs. Chicago 9/23/84
 - vs. Arizona 9/13/98
 - at Philadelphia 12/5/05
 - at Chicago 12/18/11

Most TDs Returning Interceptions, Both Teams, Game

- 4 Seattle (4) vs. Kansas City (0) 11/4/84 (NFL record)
- 2 9Times (Last: Seattle [2] at Chicago [0] 12/18/11)

PUNTING**Fewest Opponent Punts, Season**

- 50 1982 (9 games)
- 54 1977
- 55 1981

Most Opponent Punts, Season

- 97 1985
- 96 1992
- 93 2007

Fewest Opponent Punts, Game

- 0 at Oakland 12/16/79
 - vs. Oakland 12/5/99
 - at N.Y. Jets 12/19/04
- 1 ManyTimes (Last: at New Orleans 11/21/10)

Most Opponent Punts, Game

- 11 at Denver 10/25/85 (OT)
 - vs. Denver 11/30/92 (OT)
- 10 5Times (Last: vs. Chicago 9/27/15)

AVERAGE YARDAGE**Highest Opponent Average, Punting, Season**

- 47.22 2009 (82-3,872)
- 46.47 2007 (93-4,322)
- 46.08 2013 (82-3,779)

Lowest Opponent Average, Punting, Season

- 35.00 1976 (65-2,275)
- 35.96 1977 (54-1,942)
- 37.37 1979 (70-2,616)

Highest Opponent Average, Punting, Game (Min. 3)

- 59.5 at San Francisco 9/11/11 (5-298)
- 58.3 at Pittsburgh 9/18/11 (3-175)
- 56.6 at Denver 11/25/84 (5-283)

Lowest Opp. Average, Punting, Game (Min. 3)

- 17.3 vs. Buffalo 10/14/84 (4-69)
- 21.7 vs. Dallas 10/12/14 (3-65)
- 22.8 vs. N.Y. Jets 11/26/79 (4-91)

HAD BLOCKED**Most Opponent Punts Blocked, Season**

- 4 1984, 1986
- 2 1976, 1979, 1980, 1985, 2011, 2014

Most Opponent Punts Blocked, Game

- 2 vs. Buffalo 10/14/84
 - at New England 9/21/86
- 1 ManyTimes (Last: vs. Arizona 11/23/14)

Most Consecutive Opponent Punts Without A Block

- 571 2003-10
- 531 1994-01
- 273 1987-91

INSIDE THE 20**Most Opponent Punts Inside the Opponents' 20, Season**

- 31 2004
- 30 2010, 2012
- 26 2014

Fewest Opponent Punts Inside Opponents' 20, Season

- 10 1976, 1977, 1982 (9 games)
- 13 1987

Most Opp. Punts Inside Opponents' 20, Game

- 5 vs. Dallas 10/23/05
- 4 ManyTimes (Last: at St.Louis 10/3/10)

PUNT RETURNS**Fewest Opponent Punt Returns, Season**

- 17 2002, 2014
- 19 1982 (9 games)
- 21 2013

Most Opponent Punt Returns, Season

- 56 1976, 1992
- 52 1996

Fewest Yards Allowed, Punt Returns, Season

- 69 1982 (9 games)
- 82 2013
- 140 2003

Most Yards Allowed, Punt Returns, Season

- 640 1996
- 549 1995
- 541 2011

Fewest Yards Allowed, Punt Returns, Game

- 12 vs. L.A. Rams 10/23/88
- 5 at Green Bay 1/1/06
- 4 vs. Denver 11/30/92 (OT)

Most Yards Allowed, Punt Returns, Game

- 184 at Baltimore 12/7/97
- 136 vs. Cincinnati 10/30/11
- 133 vs. Oakland 11/15/98

Seasons Leading League, Lowest Average Allowed, Punt Returns

- 1 1981, 1983, 1988, 2003

Lowest Average Allowed, Punt Returns, Season

- 3.63 1982 (19-69) (9 games)
- 3.90 2013 (21-82)
- 4.64 1981 (33-153) (Led NFL)

Highest Average Allowed, Punt Returns, Season

- 13.31 2015 (29-386)
- 12.31 1996 (52-640)
- 12.18 1997 (38-463)

Longest Return Allowed, Game

- 91 vs. N.Y. Jets 11/9/87 (TD)
- 90 at St. Louis 10/19/14 (TD)
- 89 at Baltimore 12/7/97 (TD)
- at San Francisco 12/1/02 (TD)
- at Chicago 10/17/10 (TD)

Most Touchdowns Allowed, Punt Returns, Season

- 2 1990, 1997, 2011
- 1 15 Times (Last: 2015)

Most Touchdowns Allowed, Punt Returns, Game

- 2 at Baltimore 12/7/97
- 1 19 Times (Last: at St. Louis 9/13/15)

KICKOFF RETURNS**Fewest Opponent Kickoff Returns, Season**

- 24 1982 (9 games)
- 36 1992
- 42 2015

Most Opponent Kickoff Returns, Season

- 82 2005
- 81 1999
- 79 2003

Fewest Opponent Kickoff Returns, Game

- 0 13 Times (Last: at Baltimore 12/13/15)

Most Opponent Kickoff Returns, Game

- 10 vs. Kansas City 9/20/87
- vs. Oakland 10/26/97
- 9 4 Times (Last: vs. Minnesota 9/29/02)

Fewest Yards Allowed, Kickoff Returns, Season

- 361 1982 (9 games)
- 685 1992
- 814 1989

Most Yards Allowed, Kickoff Returns, Season

- 1,802 2005
- 1,790 2007
- 1,779 1997

Fewest Yards Allowed, Kickoff Returns, Game

- 0 ManyTimes

Most Yards Allowed, Kickoff Returns, Game

- 237 at Atlanta 12/30/07
- 230 vs. Kansas City 9/20/87
- 223 vs. Oakland 10/26/97

Most Seasons Leading League, Lowest Average Allowed, Kickoff Returns

- 1 1982, 1983

Lowest Average Allowed, Kickoff Returns, Season

- 15.04 1982 (24-361) (Led NFL) (9 games)
- 16.14 1983 (59-952) (Led NFL)
- 16.66 1984 (67-1,116)

Highest Average Allowed, Kickoff Returns, Season

- 26.02 2011 (48-1,249)
- 25.64 2008 (47-1,205)
- 25.55 2015 (42-1,073)

Longest Return Allowed, Game

- 102 at San Francisco 9/11/11 (TD)
- 101 at Minnesota 12/6/15 (TD)
- 99 vs. Kansas City 9/3/95 (TD)
- at St. Louis 10/9/05 (TD)

Most TDs Allowed, Kickoff Returns, Season

- 2 1995, 2002
- 1 1978, 1987, 1993, 1997, 2001, 2005, 2011, 2015

Most TDs Allowed, Kickoff Returns, Game

- 1 12 Times (Last: at Minnesota 12/6/15)

FUMBLES**Fewest Opponent Fumbles, Season**

- 17 1995, 1999
- 18 1982 (9 games), 2011
- 20 1977

Most Opponent Fumbles, Season

- 47 1984
- 44 1983
- 43 1981

Most Opponent Fumbles, Game

- 9 vs. Cleveland 12/20/81
at Oakland 12/22/96
7 4Times (Last: vs. Miami 10/6/96)

TAKEAWAYS

Number of times taking ball from opponent on interceptions and fumbles

Most Seasons Leading League in Most Takeaways

- 1 1984, 2013

Fewest Opponent Turnovers, Season

- 20 2008 (9 ints, 11 fums)
21 1982 (13 ints, 8 fums) (9 games)
22 1989 (9 ints, 13 fums)
f 2010 (12 ints, 8 fums)

Most Opponent Turnovers, Season

- 63 1984 (38 ints, 25 fums) (2nd in NFL history)
54 1983 (26 ints, 28 fums)
48 1981 (21 ints, 27 fums)

Most Opponent Turnovers, Game

- 10 vs. Cleveland 12/20/81 (3 ints, 7 fums)
8 3Times (Last: vs. San Diego 12/13/98 [7 int, 2 fums])

TIME OF POSSESSION

Lowest Average Time of Possession Allowed, Season

- 27:49 2014
28:20 2015
28:24 2012

Highest Average Time of Possession Allowed, Season

- 33:30 2008
33:01 1981
32:55 1998

Least Time of Possession Allowed, Game

- 18:25 vs. San Diego 11/22/87
20:05 vs. Pittsburgh 10/20/91
20:06 vs. San Francisco 11/12/07

Most Time of Possession Allowed, Game

- 46:47 vs. Philadelphia 12/13/92 (OT)
45:32 vs. L.A. Rams 11/4/79
43:29 vs. Denver 10/29/78 (OT)

OPPONENT INDIVIDUAL RECORDS**SCORING****POINTS****Most Points, Game**

- 24 Terrell Middleton, at Green Bay (Milwaukee), 10/15/78 (4TDs)
Roy Green, at St. Louis 11/13/83 (4TDs)
Marshall Faulk, at St. Louis 10/20/02 (4TDs)
Marcus Robinson, at Baltimore 11/23/03 (4TDs)
Willis McGahee, vs. Buffalo 11/28/04 (4TDs)
Jamal Lewis, at Cleveland 11/4/07 (4TDs)
20 Joe Danelo, vs. N.Y. Giants 10/18/81 (6 FGs, 2 PATs)

TOUCHDOWNS**Most Touchdowns, Game**

- 4 Terrell Middleton, at Green Bay (Milwaukee), 10/15/78 (4-R)
Roy Green, at St. Louis 11/13/83 (4-P)
Marshall Faulk, at St. Louis 10/20/02 (3-R, 1-P)
Marcus Robinson, at Baltimore 11/23/03 (4-P)
Willis McGahee, vs. Buffalo 11/28/04 (4-R)
Jamal Lewis, at Cleveland 11/4/07 (4-R)
3 Many Times (Last: Antonio Gates, at San Diego 9/14/14 [3-P])

POINTS AFTER TOUCHDOWN

Most Points After Touchdown Attempted, Game

- 7 Rafael Septien, at Dallas 11/27/80
6 8Times (Last: Ryan Succop, vs. Kansas City 11/28/10)

Most Points After Touchdown, Game

- 7 Rafael Septien, at Dallas 11/27/80 (7 attempts)
6 8Times (Last: Ryan Succop, vs. Kansas City 11/28/10 [6 attempts])

Most Points After Touchdown, No Misses, Game

- 7 Rafael Septien, at Dallas 11/27/80
6 7Times (Last: Ryan Succop, vs. Kansas City 11/28/10)

FIELD GOALS

Most Field Goals Attempted, Game

- 6 Joe Danelo, vs. N.Y. Giants 10/18/81
John Carney, at San Diego 9/5/93
Doug Pelfrey, vs. Cincinnati 11/6/94 (OT)

Most Field Goals, Game

- 6 Joe Danelo, vs. N.Y. Giants 10/18/81
John Carney, at San Diego 9/5/93
Doug Pelfrey, vs. Cincinnati 11/6/94 (OT)

Most Field Goals, One Quarter

- 3 Rich Karlis, at Denver 11/20/83 (4th)
Al Del Greco, at Houston 11/7/93 (2nd)
John Carney, vs. SD 9/21/97 (2nd)
David Akers, at San Fran 9/11/11 (2nd)

Longest Field Goal

- 60 Greg Zuerline, at St. Louis 9/30/12
- 58 Greg Zuerline, at St. Louis 9/30/12
- 57 Nick Lowery, at Kansas City 9/14/80
- Steve Cox, at Washington 9/28/86

Longest Field Goal Attempted

- 66 Jason Elam, at Denver 12/10/95
- 64 Jason Elam, at Denver 12/19/99
- 61 Ali Haji-Sheikh, at N.Y. Giants 12/11/83
- Michael Husted, vs. Oakland 10/3/99

Most Field Goals, No Misses, Game

- 6 Joe Danelo, vs. N.Y. Giants 10/18/81
- John Carney, at San Diego 9/5/93
- Doug Pelfrey, vs. Cincinnati 11/6/94 (OT)

Most Field Goals, 50 or More Yards, Game

- 3 Neil Rackers, at Arizona 10/24/04
- 2 By 8 Players (Last: Greg Zuerline, at St. Louis 9/30/12)

SAFETIES**Most Safeties, Game**

- 1 Many Times (Last: Frostee Rucker vs. Arizona 11/15/15)

RUSHING**ATTEMPTS****Most Attempts, Game**

- 39 Earl Campbell, at Houston 10/11/81
- Larry Johnson, at Kansas City 10/29/06
- 38 Edgerrin James, vs. Indianapolis 10/15/00
- 37 Christian Okoye, at Kansas City 11/5/89

YARDS GAINED**Most Yards Gained, Game**

- 221 Bo Jackson, vs. L.A. Raiders 11/30/87
- 219 Edgerrin James, vs. Indianapolis 10/15/00
- 212 Frank Gore, at San Francisco 11/19/06

Most Games, 2 or More Players with 100 or More Yards Rushing

- 1 Jim Otis (140) and Terry Metcalf (113), vs. St. Louis 9/12/76
- Tom Sullivan (121) and Mike Hogan (104), at Philadelphia 12/12/76

Longest Run From Scrimmage

- 95 Chester Taylor, vs. Minnesota 10/22/06 (TD)
- 91 Bo Jackson, vs. L.A. Raiders 11/30/87 (TD)
- 84 Ted McKnight, vs. Kansas City 9/30/79 (TD)

AVERAGE GAIN**Highest Average Gain, Game (10 or More Attempts)**

- 12.94 Frank Gore, at San Francisco 9/20/09 (16-207)
- 12.28 Bo Jackson, vs. L.A. Raiders 11/30/87 (18-221)
- 12.25 Ted McKnight, vs. Kansas City 9/30/79 (12-147)

TOUCHDOWNS**Most Touchdowns, Game**

- 4 Terrell Middleton, at Green Bay (Milwaukee), 10/15/78
- Willis McGahee, vs. Buffalo 11/28/04
- Jamal Lewis, at Cleveland 11/4/07
- 3 8 Times (Last: Larry Johnson, at Kansas City 10/29/06)

PASSING**ATTEMPTS****Most Passes Attempted, Game**

- 63 Vinny Testaverde, at N.Y. Jets 12/6/98
- 58 Tom Brady, vs. New England 10/14/12
- 55 Warren Moon, at Houston 11/7/93
- Ben Roethlisberger, vs. Pittsburgh 11/29/15

COMPLETIONS**Most Passes Completed, Game**

- 42 Vinny Testaverde, at N.Y. Jets 12/6/98
- 36 Warren Moon, at Houston 11/7/93
- Tom Brady, vs. New England 10/14/12
- Ben Roethlisberger, vs. Pittsburgh 11/29/15
- 35 Kurt Warner, vs. St. Louis 9/10/00

COMPLETION PERCENTAGE**Highest Completion %, Game (Min. 20 Attempts)**

- 88.00 Brett Favre, at Minnesota 11/22/09 (25-22)
- 85.71 Austin Davis at St. Louis 10/19/14 (21-18)
- 83.87 Fran Tarkenton, at Minnesota 11/14/76 (31-26)

YARDS GAINED**Most Yards Gained, Game**

- 456 Ben Roethlisberger, vs. Pittsburgh 11/29/15
- 455 Phillip Rivers, vs. San Diego 9/26/10
- 440 Dan Fouts, at San Diego 9/15/85

Longest Pass Completion

- 99 Stan Humphries, (to Tony Martin), San Diego 9/18/94 (TD) (ties NFL record)
- 92 Marc Wilson, (to Marcus Allen), at L.A. Raiders 10/7/84
- Eric Zeier, (to Derrick Alexander), at Baltimore 12/7/97

AVERAGE GAIN**Highest Average Gain, Game (20 Attempts)**

- 14.64 Doug Flutie, vs. Buffalo 12/23/00 (25-366)
- 13.47 Ken O'Brien, vs. N.Y. Jets 11/2/86 (32-431)
- 12.48 Damon Huard, vs. Kansas City 10/29/06 (25-312)

TOUCHDOWNS**Most Touchdown Passes, Game**

- 5 Neil O'Donnell, vs. N.Y. Jets 8/31/97
- Josh Freeman, at Tampa Bay 12/26/10
- 4 Many Times (Last: Matt Cassell vs. Kansas City 11/28/10)

HAD INTERCEPTED**Most Passes Had Intercepted, Game**

- Ken Stabler, at Houston 10/5/80
- Craig Whelihan, vs. San Diego 12/13/98
- Kurt Warner, vs. Arizona 12/9/07
- Matthew Stafford, vs. Detroit 11/8/09
- Eli Manning, at N.Y. Giants 12/15/13
- 16 Times (Last: Carson Palmer, vs. Arizona 12/22/13)

MOST ATTEMPTS, NO INTERCEPTIONS, GAME

- Ryan Leaf, vs. San Diego 10/25/98
- Kerry Collins, at N.Y. Giants 12/23/01
- Kyle Boller, at St. Louis 11/29/09

RECEIVING**Most Pass Receptions, Game**

- Wes Chandler, at San Diego 9/15/85
- Tony Martin, at San Diego 9/10/95
- Anquan Boldin, vs. Arizona 11/16/08
- Larry Fitzgerald, vs. Arizona 10/18/09
- Dwayne Bowe, vs. Kansas City 11/28/10
- Gary Clark, vs. Phoenix 12/19/93 (OT)
- T.J. Houshmandzadeh, vs. Cincinnati 9/23/07

YARDS GAINED**Most Yards Gained, Game**

- 243 Wes Chandler, at San Diego 9/15/85
- 201 Markus Wheaton, vs. Pittsburgh 11/29/15
- 195 Al Toon, vs. N.Y. Jets 11/2/86

Longest Pass Reception

- 99 Tony Martin, (from Stan Humphries), vs. San Diego 9/18/94 (TD) (ties NFL record)
- 92 Marcus Allen, (from Marc Wilson), at L.A. Raiders 10/7/84
- Derrick Alexander, (from Eric Zeier), at Baltimore 12/7/97

Games, 2 or More Players with 100 or More Yards Receiving

- 15 Times (Last: Larry Fitzgerald (130), Michael Floyd (113) vs. Arizona 11/15/15)

AVERAGE PER RECEPTION**Highest Average Per Reception, Game (5 Receptions)**

- 32.40 James Lofton, at Green Bay (Milwaukee), 10/21/84 (5-162)
- 31.40 DeSean Jackson, at Washington 10/6/14 (5-157)
- 30.60 Derrick Alexander, vs. Kansas City 10/2/00 (5-153)

TOUCHDOWNS**Most Touchdowns, Game**

- 4 Roy Green, at St. Louis 11/13/83
- Marcus Robinson, at Baltimore 11/23/03
- 8 Times (Last: Antonio Gates, at San Diego 9/14/14)

INTERCEPTIONS**Most Interceptions By, Game**

- 4 Deron Cherry, at Kansas City 9/29/85 (ties NFL record)
- 3 Tony Greene, vs. Buffalo 10/30/77
- Steve Wilson, at Denver 11/20/83

YARDS RETURNED**Most Yards Returned, Game**

- 115 Fred Marion, vs. New England 11/17/85
- 102 Gary Barbaro, at Kansas City 12/11/77
- 93 Levi Johnson, vs. Detroit 10/24/76

Longest Return

- 102 Gary Barbaro, at Kansas City 12/11/77 (TD)
- 86 Patrick Willis, vs. San Francisco 9/14/08 (TD)
- 83 Fred Marion, vs. New England 11/17/85

TOUCHDOWNS**Most Touchdowns, Game**

- 1 Many Times (Last: Captain Munnerlyn at Carolina 10/7/12)

PUNTING**Most Punts, Game**

- 11 Chris Norman, at Denver 10/20/85 (OT)
- Ruben Rodriguez, vs. Denver 11/30/92 (OT)
- 10 7 Times (Last: Pat O'Donnell, vs. Chicago 9/27/15)

Longest Punt

- 80 Donnie Jones, vs. St. Louis 10/21/07
- 72 Pat O'Donnell, vs. Chicago 9/27/15
- 71 Andy Lee, at San Francisco 9/30/07

AVERAGE YARDAGE**Highest Avg. Punting, Game (Min. 4 Punts)**

- 59.60 Andy Lee, at San Francisco 9/11/11 (5-298)
- 58.33 Daniel Sepulveda, at Pittsburgh 9/18/11 (3-175)
- 56.60 Chris Norman, vs. Denver 11/25/84 (5-283)

INSIDE THE 20**Most Punts Inside the 20, Game**

- 5 Mat McBriar, vs. Dallas 10/23/05
- 4 Many Times (Last: Donnie Jones at St. Louis 10/3/10)

TOUCHBACKS**Most Touchbacks, Game**

- 3 6 Times (Last: Andy Lee, at San Francisco 9/30/07)

HAD BLOCKED**Most Punts Had Blocked, Game**

- 2 John Kidd, vs. Buffalo 10/14/84
- Rich Camarillo, at New England 9/21/86
- 1 Many Times (Last: Pat McAfee, at Indianapolis 10/6/13)

PUNT RETURNS

Most Punt Returns, Game

- 8 Vai Sikaheima, vs. Philadelphia 12/13/92
- 7 Rolland Lawrence, vs. Atlanta 11/7/76
- Pete Shaw, at N.Y. Giants 12/11/83
- Brian Mitchell, vs. Philadelphia 9/23/01
- Reno Mahe, at Philadelphia 12/5/05

FAIR CATCHES

Most Fair Catches, Game

- 6 Greg Pruitt, at L.A. Raiders 10/7/84
- Patrick Peterson, vs. Arizona 12/22/13
- 5 Greg Pruitt, vs. L.A. Raiders 11/12/84
- Emile Harry, at Kansas City 11/9/86

YARDS GAINED

Most Yards Gained, Game

- 184 Jermaine Lewis, at Baltimore 12/7/97
- 133 Desmond Howard, at Oakland 11/15/98
- 120 Roscoe Parrish, at Buffalo 9/7/08

Longest Punt Return

- 91 JoJo Townsell, vs. N.Y. Jets 11/9/87 (TD)
- 90 Stedman Bailey, at St. Louis 10/19/14 (TD)
- 89 Jermaine Lewis, at Baltimore 12/7/97 (TD)
- Jimmy Williams, at San Francisco 12/1/02 (TD)
- Devin Hester, at Chicago 10/17/10 (TD)

AVERAGE YARDAGE

Highest Average, Game (Minimum 3 Returns)

- 36.80 Jermaine Lewis, at Baltimore 12/7/97 (5-184)
- 32.67 David Meggett, at N.Y. Giants 11/19/89 (3-98)
- 31.67 JoJo Townsell, at N.Y. Jets 11/9/87 (3-95)

TOUCHDOWNS

- 2 Jermaine Lewis, at Baltimore 12/7/97
- 1 19 Times (Last: Tavon Austin, at St. Louis 9/13/15)

KICKOFF RETURNS

Most Kickoff Returns, Game

- 10 Desmond Howard, vs. Oakland 10/26/97
- 9 Paul Palmer, at Kansas City 9/20/87
- 8 By 3 Players (Last: Andre Coleman, vs. San Diego 10/27/96)

YARDS GAINED

Most Yards Gained, Game

- 223 Desmond Howard, vs. Oakland 10/26/97
- 221 Paul Palmer, at Kansas City 9/20/87
- 220 Terry Kirby, vs. Oakland 11/11/01

Longest Kickoff Return

- 102 Ted Ginn, at San Francisco 9/11/11 (TD)
- 101 Cordarrelle Patterson, at Minnesota 12/6/15 (TD)
- 99 Chris Johnson, at StL 10/9/05 (TD)
- Tamarick Vanover, vs. KC 9/3/95 (TD)

HIGHEST YARDAGE

Highest Average, Game (Minimum 3 Returns)

- 48.33 Byron Hanspard, vs. Atlanta 11/30/97 (3-145)
- 44.33 Paul Palmer, at Kansas City 12/27/87 (3-133)
- 44.0 Ted Ginn, at San Francisco 9/11/11 (4-176)

TOUCHDOWNS

Most Touchdowns, Game

- 1 By 12 Players (Last: Cordarrelle Patterson, at Minnesota 12/6/15 [101 yards])

COMBINED KICK RETURNS

Most Combined Kick Returns, Game

- 11 By 4 Players (Last: Tamarick Vanover, vs. KC 12/26/99) (5-P, 6-K)
- 10 Rolland Lawrence, vs. Atlanta 11/7/76 (7-P, 3-K)
- Glyn Milburn, at Denver 12/10/95 (5-P, 5-K)

YARDS GAINED

Most Yards Returned, Game

- 275 Jermaine Lewis, vs. Baltimore 12/7/97
- 268 Ted Ginn, at San Francisco 9/11/11
- 228 Glyn Milburn, at Denver 12/10/95 (95-P, 133-K)

TOUCHDOWNS

Most Touchdowns, Game

- 2 Jermaine Lewis, at Baltimore 12/7/97
- Ted Ginn, at San Francisco 9/11/11
- 1 28 Times (Last: Cordarrelle Patterson at Minnesota 12/6/15)

COMBINED NET YARDS GAINED

Yards Gained Via Rushing, Receiving, Interception Returns, Punt Returns, Kickoff Returns, and Fumble Returns

ATTEMPTS

Most Attempts, Game

- 42 Earl Campbell, at Houston 10/11/81
- 41 Larry Johnson, at Kansas City 10/29/06
- 39 Barry Foster, at Pittsburgh 12/6/92
- Marshall Faulk, at St. Louis 10/20/02

YARDS GAINED

Most Yards Gained, Game

- 404 Glyn Milburn, at Denver 12/10/95 (NFL record)
- 308 Jermaine Lewis, vs. Baltimore 12/7/97
- 307 Priest Holmes, vs. Kansas City 11/24/02

TACKLES

Most Tackles, Game

- 19 Randy Gradishar, vs. Denver 10/29/78
- 19 Paul Worriorow, at Atlanta 11/10/13
- 16 7 Times (Last: Novorro Bowman, vs. San Francisco 12/23/12)

SACKS

Most Sacks, Game

- *7.0 Derrick Thomas, at Kansas City 11/11/90
- 4.0 By 3 Players (Last: Leslie O'Neal, vs. San Diego 10/22/95)

FORCED FUMBLES

Most Forced Fumbles, Game

- 2 Many Times

FUMBLES

Most Fumbles, Game

- 5 Dave Walter, vs. Cincinnati 10/11/87
- 4 3 Times (Last: Craig Erickson, vs. Miami 10/6/96)

Most Own Fumbles Recovered, Game

- 3 Craig Erickson, at Miami 10/6/96
- 2 Many Times

Most Opponents' Fumbles Recovered, Game

- 2 Many Times (Last: Akeem Ayers, vs. St. Louis 12/27/15)

Longest Fumble Return

- 89 Victor Adeyanju, vs. St. Louis 11/12/06 (TD)
- 86 Derrick Thomas, vs. Kansas City 12/5/93 (TD)
- 75 Ray Bentley, vs. Cincinnati 9/6/92 (TD)

TOUCHDOWNS

Most Touchdowns, Game (Opponents' Recovered)

- 1 Many Times (Last: Akeem Ayers, vs. St. Louis 12/27/15)

BLOCKED KICKS

Most Blocked Punts, Game

- 1 Many Times (Last: Denico Autry, vs. Oakland 11/2/14)

Most Blocked Field Goals, Game

- 1 20 Times (Last: Tommy Kelly, vs. Arizona 11/23/14)

Most Blocked PATs, Game

- 1 10 Times (Last: Alex Carrington, at Buffalo 12/16/12)

Most Blocked Kicks (Field Goals and PATs), Game

- 1 Many Times

Longest Return of Blocked Punt

- 23 Frank Duncan, vs. San Diego 9/7/80
- 0 6 Times (Last: Jessie Small, at Philadelphia 9/10/89)

Longest Return of Blocked Field Goal

- 61 Delano Howell, at Indianapolis 10/6/13 (TD)
- 58 Dave Waymer, vs. New Orleans 10/16/88 (TD)

Touchdowns with Blocked Kick Recovery

- 1 Dave Waymer, New Orleans 10/16/88 (FG, 58 yds)
- Albert Lewis, at Kansas City 1/2/94 (punt, 0 yds)
- Mike Morgan, vs. Dallas 10/12/14 (punt, 25 yards)

INDIVIDUAL POSTSEASON RECORDS

SERVICE

Most Games, Career

- 12 Kam Chancellor, 2010, 2012-15
- Clint Gresham, 2010, 2012-15
- Russell Okung, 2010, 2012-15
- Jon Ryan, 2010, 2012-15
- Earl Thomas, 2010, 2012-15
- 11 Matt Hasselbeck, 2003-07, 2010
- Marshawn Lynch, 2010, 2012-15
- Brandon Mebane, 2007, 2010, 2012-15
- Marcus Trufant, 2003-05, 2007, 2010, 2012
- 10 Jordan Babineaux, 2004-07, 2010
- Doug Baldwin, 2012-15
- Bruce Irvin, 2012-15
- Walter Jones, 1999, 2003-07
- Jermaine Kearse, 2012-15
- Jeremy Lane, 2012-15
- Sean Locklear, 2004-07, 2010
- Mike Morgan, 2012-15
- Richard Sherman, 2012-15
- J.R. Sweezy, 2012-15
- Russell Wilson, 2012-15
- Bobby Wagner, 2012-15

- 9 Shaun Alexander, 2003-07
- Josh Brown, 2003-07
- Bobby Engram, 2003-07
- Chris Gray, 1999, 2004-07
- Steven Hauschka, 2012-15
- Leroy Hill, 2005-07, 2012
- Lemuel Jeanpierre, 2010, 2012-15
- Maurice Morris, 2003-07
- Lofa Tatupu, 2005-07, 2010
- K.J. Wright, 2012-15

Most Starts, Career

- 12 Russell Okung, 2010, 2012-15
- Earl Thomas, 2010, 2012-15
- 11 Matt Hasselbeck, 2003-07, 2010
- Brandon Mebane, 2007, 2010, 2012-15
- 10 Walter Jones, 1999, 2003-07
- Richard Sherman, 2012-15
- J.R. Sweezy, 2012-15
- Bobby Wagner, 2012-15
- Russell Wilson, 2012-15

* NFL Record

Most Starts, Career, continued

- 9 Shaun Alexander, 2003-07
- Chris Gray, 1999, 2003-07
- Leroy Hill, 2005-07, 2012
- Sean Locklear, 2004-07, 2010
- Marshawn Lynch, 2010, 2012-15
- Lofa Tatupu, 2005-07, 2010
- Marcus Trufant, 2003-05, 2007, 2010, 2012

SCORING**POINTS****Most Points, Career**

- 69 Josh Brown, 2003-07 (16 FG, 21 PAT) 9 games
- 68 Steven Hauschka, 2012-15 (15 FG, 23 PAT) 9 games
- 54 Marshawn Lynch, 2010, 2012-15 (9 TD) 11 games
- 48 Shaun Alexander, 2003-07 (8 TD) 9 games

Most Points, Game

- 18 Shaun Alexander, at Green Bay, 1/4/04
- 12 Curt Warner, at Miami 12/31/83 (2 TD)
- Steve Largent, at Houston 1/3/88 (2 TD) (OT)
- Shaun Alexander, vs. Carolina 1/22/06
- Jerramy Stevens, vs. Dallas 1/6/07
- Shaun Alexander, at Chicago 1/14/07 (OT)
- John Carlson, vs. New Orleans 1/8/11
- Mike Williams, at Chicago 1/16/11
- Marshawn Lynch, vs. New Orleans 1/11/14
- Jermaine Kearse, at Carolina 1/17/16
- 11 Olindo Mare, vs. New Orleans 1/8/11
- Steven Hauschka, vs. New Orleans 1/11/14
- Steven Hauschka, vs. San Francisco 1/19/14
- Steven Hauschka, vs. Denver 2/2/14

TOUCHDOWNS**Most Touchdowns, Career**

- 9 Marshawn Lynch, 2010, 2012-14 (9-R)
- 8 Shaun Alexander, 2003-07 (8-R)
- 6 Jermaine Kearse, 2012-15 (6-R)
- 4 Doug Baldwin, 2012-15 (4-P)
- Steve Largent, 1983-84, 1987-88 (4-P)
- Jerramy Stevens, 2003-06 (4-P)

Most Touchdowns, Game

- 3 Shaun Alexander, at Green Bay 1/4/04 (3-R) (OT)
- 2 Curt Warner, at Miami 12/31/83 (2-R)
- Steve Largent, at Houston 1/3/88 (2-P) (OT)
- Shaun Alexander, vs. Carolina 1/22/06 (2-R)
- Jerramy Stevens, vs. Dallas 1/6/07 (2-P)
- Shaun Alexander, vs. Chicago 1/14/07 (2-R) (OT)
- John Carlson, vs. New Orleans 1/8/11 (2-P)

- Mike Williams, at Chicago 1/16/11 (2-P)
- Marshawn Lynch, vs. New Orleans 1/11/14 (2-R)
- Jermaine Kearse, at Carolina 1/17/16 (2-R)

Most Consecutive Games Scoring Touchdown

- 5 Marshawn Lynch, 2012-2013
- 4 Jermaine Kearse, 2013-14
- 3 Darrell Jackson, 2003-05
- Jerramy Stevens, 2005-06

POINTS AFTER TOUCHDOWN**Most Points After Touchdown, Career**

- 23 Steven Hauschka, 2012-15, 9 games (23 att)
- 21 Josh Brown, 2003-07, 9 games (21 att)
- 14 Norm Johnson, 1983-84, 1987-88, 7 games (15 att)

Most Points After Touchdown, Game

- 5 Olindo Mare, vs. NO 1/8/11 (5 att)
- Steven Hauschka, vs. Den 2/2/14 (5 att)
- 4 Norm Johnson, vs. Den 12/24/83 (4 att)
- Josh Brown, vs. Carolina 1/22/06 (4 att)
- Ryan Longwell, at Atlanta 1/13/13 (4 att)
- Steven Hauschka, vs. Carolina 1/10/15 (4 att)
- 3 Norm Johnson, at Miami 12/31/83 (3 att)
- Josh Brown, at Green Bay 1/4/04 (3 att)
- Josh Brown, at Chicago 1/14/07 (OT)
- josh Brown, vs. Washington 1/5/08 (3 att)
- Olindo Mare, at Chicago 1/16/11 (3 att)
- Steven Hauschka, vs. New England 2/1/15 (3 att)
- Steven Hauschka, at Carolina 1/17/16 (3 att)

FIELD GOALS**Most Field Goals Attempted, Career**

- 19 Josh Brown, 2003-07 (9 games)
- 16 Steven Hauschka, 2012-15 (9 games)

Most Field Goals Attempted, Game

- 3 6 Times (Last: Steven Hauschka, vs. S.F. 1/19/14)
- 2 11 Times (Last: Steven Hauschka, at Carolina 1/17/16)

Longest Field Goal Attempted (all successful unless otherwise noted)

- 55 Steven Hauschka, at Carolina 1/17/16 (sh)
- 54 Josh Brown, vs. Pittsburgh 2/5/06 (wr)
- 50 Todd Peterson, vs. Miami 1/9/00
- Josh Brown, vs. Pittsburgh 2/5/06 (wl)
- Josh Brown, vs. Washington 1/5/08

Most Field Goals, Career

- 16 Josh Brown, 2003-07, 9 games (19 att)
- 15 Steven Hauschka, 2012-15, 9 games (16 att)
- 8 Norm Johnson, 1983-84, 1987-88, 7 games (10 att)

Most Field Goals, Game

- 3 Steven Hauschka, at Washington 1/6/13 (3 att)
Steven Hauschka, vs. New Orleans 1/11/14 (3 att)
Steven Hauschka, vs. San Francisco 1/19/14 (3 att)
- 2 12 Times (Last: Steven Hauschka, vs. Den 2/2/14 (2 att))

Most Consecutive Field Goals

- 14 Steven Hauschka, 2012-15
- 8 Josh Brown, 2003-2005
- 7 Josh Brown, 2006

Longest Field Goal

- 50 Josh Brown, vs. Washington 1/5/08
- 50 Todd Peterson, vs. Miami 1/9/00
- 49 Steven Hauschka, vs. New Orleans 1/11/14

Highest Field Goal %, Career (min. 5 att.)

- 93.8 Steven Hauschka, 2012-15, 9 games (15-16)
- 84.2 Josh Brown, 2003-06, 9 games (16-19)
- 80.0 Norm Johnson, 1983-84, 1987-88, 7 games (8-10)

SAFETIES**Most Safeties, Career**

- 1 Cliff Avril, 2013-15, 8 games

Most Safeties, Game

- 1 Cliff Avril, tackle vs. Den 2/2/14

RUSHING**Most Attempts, Career**

- 193 Marshawn Lynch, 2010, 2012-15 (11 games)
- 169 Shaun Alexander, 2003-07 (9 games)
- 71 Curt Warner, 1983, 1988 (4 games)

Most Attempts, Game

- 34 Shaun Alexander, vs. Carolina 1/22/06
- 29 Curt Warner, at Miami 12/31/83
Dan Doornink, vs. L.A. Raiders 12/22/84
- 28 Marshawn Lynch, vs. New Orleans 1/11/14

YARDS GAINED**Most Yards Gained, Career**

- 937 Marshawn Lynch, 2010, 2012-15 (11 games)
- 564 Shaun Alexander, 2003-07 (9 games)
- 249 Curt Warner, 1983, 1988 (4 games)

Most Yards Gained, Game

- 157 Marshawn Lynch, vs. Green Bay 1/18/15
- 140 Marshawn Lynch, vs. New Orleans 1/11/14
- 132 Shaun Alexander, vs. Carolina 1/22/06
Marshawn Lynch, at Washington 1/6/13

Most Games, 100 or More Yards Rushing, Career

- 6 Marshawn Lynch, 2010, 2012-15
- 2 Shaun Alexander, 2003-07
- 1 Dan Doornink, 1983-84
Curt Warner, 1983

Most Consecutive Games, 100 or More Yards Rushing

- 2 Marshawn Lynch, 2013
Marshawn Lynch, 2014
- 1 Dan Doornink, 1984
Curt Warner, 1983
Shaun Alexander, 2005
Marshawn Lynch, 2010, 2012

Longest Run From Scrimmage

- 67t Marshawn Lynch, vs. New Orleans 1/8/11
- 40t Marshawn Lynch, vs. San Francisco 1/19/14
- 32 Mack Strong, vs. Washington 1/14/06

AVERAGE GAIN**Highest Average Gain, Career (Min. 30 Attempts)**

- 6.04 Russell Wilson, 2012-15, 10 games (51-308)
- 4.85 Marshawn Lynch, 2010, 2012-15, 11 games (193-937)
- 4.13 Dan Doornink, 1983-84, 5 games (39-161)
- 3.84 David Hughes, 1983-84, 5 games (31-119)

Highest Average Gain, Game (Min. 15 attempts)

- 6.90 Marshawn Lynch, vs. New Orleans 1/8/11 (19-131)
- 6.60 Marshawn Lynch, at Washington 1/6/13 (20-132)
- 6.28 Marshawn Lynch, vs. Green Bay 1/18/15 (25-157)

TOUCHDOWNS**Most Touchdowns, Career**

- 9 Marshawn Lynch, 2010, 2012-15 (11 games)
- 8 Shaun Alexander, 2003-07 (9 games)
- 2 Curt Warner, 1983, 1988 (4 games)
Russell Wilson, 2012-15 (10 games)

Most Touchdowns, Game

- 3 Shaun Alexander, at GB 1/4/04 (OT)
- 2 Curt Warner, at Miami 12/31/83
Shaun Alexander, vs. Carolina 1/22/06
Shaun Alexander, at Chicago 1/14/07 (OT)
Marshawn Lynch, vs. New Orleans 1/11/14

Most Consecutive Games with Rushing Touchdown

- 5 Marshawn Lynch, 2012-13
- 2 Marshawn Lynch, 2014
- 1 David Hughes, 1983
Curt Warner, 1983
Dave Krieg, 1988
Matt Hasselbeck, 2005
Shaun Alexander, 2003, 2005, 2006, 2007
Leonard Weaver, 2007
Russell Wilson, 2012, 2014

PASSING

PASSER RATING

Highest Passer Rating, Career (Min. 50 attempts)

- 93.4 Russell Wilson, 2012-15 (10 games)
- 84.4 Matt Hasselbeck, 2003-07, 2010 (11 games)
- 75.9 Dave Krieg, 1983-84, 1987-88 (7 games)

ATTEMPTS

Most Passes Attempted, Career

- 406 Matt Hasselbeck, 2003-07, 2010 (11 games)
- 276 Russell Wilson, 2012-15 (10 games)
- 183 Dave Krieg, 1983-84, 1987-88 (7 games)

Most Passes Attempted, Game

- 50 Dave Krieg, at Cincinnati 12/31/88
- 49 Matt Hasselbeck, vs. Pittsburgh 2/5/06
- 48 Russell Wilson, at Carolina 1/17/16

COMPLETIONS

Most Passes Completed, Career

- 237 Matt Hasselbeck, 2003-07, 2010 (11 games)
- 167 Russell Wilson, 2012-15 (10 games)
- 94 Dave Krieg, 1983-84, 1987-88 (7 games)

Most Passes Completed, Game

- 31 Russell Wilson, at Carolina 1/17/16
- 27 Matt Hasselbeck, vs. St. Louis 1/8/05
- 26 Matt Hasselbeck, vs. Pittsburgh 2/5/06
- Matt Hasselbeck, at Chicago 1/16/11

COMPLETION PERCENTAGE

Highest Completion %, Career (Min. 100 attempts)

- 60.51 Russell Wilson, 2012-15, 10 games (276-167)
- 58.37 Matt Hasselbeck, 2003-07, 2010, 11 games (406-237)
- 51.37 Dave Krieg, 1983-84, 1987-88, 7 games (183-94)

Highest Completion %, Game (Min. 15 completions)

- 72.0 Russell Wilson, vs. Denver 2/2/14 (25-18)
- 71.4 Matt Hasselbeck, vs. Carolina 1/22/06 (28-20)
- 68.2 Russell Wilson, vs. Carolina 1/10/15 (22-15)

YARDS GAINED

Most Yards Gained, Career

- 2,741 Matt Hasselbeck, 2003-07, 2010 (11 games)
- 2,328 Russell Wilson, 2012-15 (10 games)
- 1,242 Dave Krieg, 1983-84, 1987-88 (7 games)

Most Yards Gained, Game

- 385 Russell Wilson, at Atlanta 1/13/13
- 366 Russell Wilson, at Carolina 1/17/16
- 341 Matt Hasselbeck, vs. St. Louis 1/8/05

Most games, 300 or More Yards Passing, Career

- 2 Matt Hasselbeck
- Russell Wilson

Most Consec. Games, 300 or More Yards Passing, Career

- 2 Matt Hasselbeck, 2003-04

LONGEST PASS COMPLETION

- 63t Russell Wilson (to Jermaine Kearse) vs. Carolina 1/10/15
- 56t Dave Krieg (to Steve Largent) at Miami 12/29/84
- 51 Russell Wilson (to Doug Baldwin) vs. S.F. 1/19/14

AVERAGE GAIN

Highest Average Gain, Career (Min. 50 attempts)

- 8.43 Russell Wilson, 2012-15, 10 games (276-2,328)
- 6.79 Dave Krieg, 1983-84, 1987-88, 7 games (183-1,242)
- 6.75 Matt Hasselbeck, 2003-07, 2010, 11 games (406-2,741)

Highest Average Gain, Game (Min. 20 Attempts)

- 12.18 Russell Wilson, vs. Carolina 1/10/15 (22-268)
- 11.76 Russell Wilson, vs. New England 2/1/15 (21-247)
- 10.69 Russell Wilson, at Atlanta 1/13/13 (36-385)

TOUCHDOWNS

Most Touchdown Passes, Career

- 18 Matt Hasselbeck, 2003-07, 2010 (11 games)
- 16 Russell Wilson, 2012-15 (10 games)
- 9 Dave Krieg, 1983-84, 1987-88 (7 games)

Most Touchdown Passes, Game

- 4 Matt Hasselbeck, vs. New Orleans 1/8/11
- 3 Dave Krieg, vs. Denver 12/24/83
- Russell Wilson, vs. Carolina 1/10/15
- Russell Wilson, at Carolina 1/17/16
- 2 8 Times (Last: Russell Wilson vs. New England 2/1/15)

Most Consecutive Games, Touchdown Pass

- 10 Matt Hasselbeck, 2004-2010
- 7 Russell Wilson, 2013-15
- 4 Dave Krieg, 1984, 1987-88
- 2 Dave Krieg, 1983
- Russell Wilson, 2012

HAD INTERCEPTED

Lowest %, Passes Had Intercepted, Career (Min. 50 att)

- 2.22 Matt Hasselbeck, 2003-07, 2010, 11 games (9-406)
- 3.26 Russell Wilson, 2012-15, 10 games (9-276)
- 3.28 Dave Krieg, 1987-88, 7 games (6-183)

Most Attempts Without Interception, Game

- 46 Matt Hasselbeck, at Chicago 1/16/11
- 38 Dave Krieg, at Houston 1/3/88 (OT)
- 35 Dave Krieg, at Miami 12/29/84

Most Passes Had Intercepted, Career

- 9 Matt Hasselbeck, 2003-07, 2010, 11 games
Russell Wilson, 2012-15, 10 games
- 6 Dave Krieg, 1983-84, 1987-88, 7 games

Most Passes Had Intercepted, Game

- 4 Russell Wilson, vs. Green Bay 1/18/15
- 3 Dave Krieg, at L.A. Raiders 1/8/84
- 2 Jim Zorn, at L.A. Raiders 1/8/84
Dave Krieg, at Cincinnati 12/31/88
Jon Kitna, vs. Miami 1/9/00
Matt Hasselbeck, vs. Dallas 1/6/07
Matt Hasselbeck, vs. Washington 1/5/08
Russell Wilson, at Carolina 1/17/16

Most Consecutive Passes Without Interception

- 109 Matt Hasselbeck, 2004-05
- 91 Russell Wilson, 2013-14
- 87 Dave Krieg, 1984, 1987-88

PASS RECEIVING

RECEPTIONS**Most Receptions, Career**

- 41 Darrell Jackson, 2003-06 (7 games)
- 39 Doug Baldwin, 2012-15 (10 games)
- 35 Bobby Engram, 2003-07 (9 games)
- 28 Jermaine Kearse, 2012-15 (10 games)

Most Receptions, Game

- 12 Darrell Jackson, vs. St. Louis 1/8/05
- 11 John L. Williams, at Cincinnati 12/31/88
Jermaine Kearse, at Carolina 1/17/16
- 8 Brandon Stokley, at Chicago 1/16/11
Zach Miller, at Atlanta 1/13/13
Doug Baldwin, at Carolina 1/17/16

Most Consecutive Games, Pass Reception

- 10 Doug Baldwin, 2012-15
- 9 Bobby Engram, 2003-07
- 8 Jermaine Kearse, 2013-15
- 5 Darrell Jackson, 2003-05
Jerramy Stevens, 2004-06
Zach Miller, 2012-13
Golden Tate, 2012-13

YARDS GAINED**Most Yards Gained, Career**

- 518 Doug Baldwin, 2012-15 (10 games)
- 503 Darrell Jackson, 2003-06 (7 games)
- 476 Bobby Engram, 2003-07 (9 games)
- 471 Jermaine Kearse, 2012-15 (10 games)

Most Yards Gained, Game

- 143 Darrell Jackson, vs. Washington 1/14/05
- 142 Zach Miller, at Atlanta 1/13/13
- 137 John L. Williams, at Cincinnati 12/31/88

Most Games, 100 or More Yards Receiving, Career

- 2 Steve Largent, 1983-84, 1987-88 (7 games)
Darrell Jackson, 2003-06 (7 games)
Doug Baldwin, 2012-15 (10 games)
Jermaine Kearse, 2012-15 (10 games)
- 1 John L. Williams, 1987-88 (2 games)
D.J. Hackett, 2005-07 (5 games)
Zach Miller, 2012-13 (5 games)
Golden Tate, 2010, 2012-13 (7 games)
Chris Matthews, 2014 (3 games)

Most Consecutive Games, 100 or More Yards Receiving, Career

- 2 Steve Largent, 1984, 1987
Darrell Jackson, 2004-05
- 1 John L. Williams, 1988
D.J. Hackett, 2007
Zach Miller, 2012
Golden Tate, 2012
Doug Baldwin, 2013, 2014
Jermaine Kearse, 2014, 2015
Chris Matthews, 2014

Longest Reception

- 63t Jermaine Kearse, (from Russell Wilson) vs. Carolina 1/10/15
- 56t Steve Largent, (from Dave Krieg) at Miami 12/29/84
- 51 Doug Baldwin, (from Russell Wilson) vs. S.F. 1/19/14

AVERAGE GAIN**Highest Average Gain, Career (Min. 20 Receptions)**

- 18.87 Steve Largent, 1983-84, 1987-88, 7 games (23-434)
 - 16.82 Jermaine Kearse, 2012-15, 10 games (28-471)
 - 13.60 Bobby Engram, 2003-07, 9 games (35-476)
- Highest Average Gain, Game (Min. 3 Receptions)
- 43.00 Jermaine Kearse, vs. Carolina 1/10/15 (3-129)
 - 27.25 Chris Matthews, vs. New England 2/1/15 (4-109)
 - 25.00 Tyler Lockett, at Carolina 1/17/16 (3-75)
 - 24.33 Ray Butler, vs. Houston 1/3/88 (3-73) (OT)



TOUCHDOWNS**Most Touchdowns, Career**

- 6 Jermaine Kearse, 2012-15 (10 games)
- 4 Doug Baldwin, 2012-15 (10 games)
Steve Largent, 1983-84, 1987-88 (7 games)
Jerramy Stevens, 2003-06 (6 games)
- 3 Darrell Jackson, 2003-06 (7 games)
Mike Williams, 2010 (2 games)

Most Touchdowns, Game

- 2 Steve Largent, at Houston 1/3/88 (OT)
Jerramy Stevens, vs. Dallas 1/6/07
John Carlson, vs. New Orleans 1/8/11
Mike Williams, at Chicago 1/16/11
Jermaine Kearse, at Carolina 1/17/16

Most Consecutive Games, Touchdown Passes Caught

- 4 Jermaine Kearse, 2013-14
Jerramy Stevens, 2005-06
- 2 Doug Baldwin, 2013-14
Doug Baldwin, 2014-15
Steve Largent, 1984, 1987
Brandon Stokley, 2010
Mike Williams, 2010

INTERCEPTIONS BY**Most Interceptions, Career**

- 4 John Harris, 1983-84, 5 games
- 3 Kam Chancellor, 2010, 2012-15, 12 games
- 2 Gregory Johnson, 1983, 3 games
Kerry Justin, 1983, 3 games
Michael Boulware, 2004-06, 6 games
Earl Thomas, 2010, 2012-15, 12 games
Malcolm Smith, 2012-14, 8 games
Richard Sherman, 2012-15, 10 games
Bobby Wagner, 2012-15, 10 games

Most Interceptions, Game

- 2 John Harris, at Miami 12/29/84
- 1 By 27 (Last: J. Lane & B. Wagner vs. New England, 2/1/15)

YARDS GAINED**Most Yards Gained, Career**

- 92 Kam Chancellor, 2010, 2012-15 (12 games)
- 78 Marcus Trufant, 2003-05, 2007, 2010 (9 games)
- 76 Kelly Herndon, 2005 (3 games)

Most Yards Gained, Game

- 90 Kam Chancellor, vs. Carolina 1/10/15
- 78 Marcus Trufant, vs. Washington 1/5/08
- 76 Kelly Herndon, vs. Pittsburgh 2/5/06

Longest Return

- 90t Kam Chancellor, vs. Carolina 1/10/15
- 78t Marcus Trufant, vs. Washington 1/5/08
- 76 Kelly Herndon, vs. Pittsburgh 2/5/06

TOUCHDOWNS**Most Touchdowns, Career**

- 1 Marcus Trufant, 2003-05, 2006, 2010 (9 games)
Jordan Babineaux, 2004-07, 2010 (10 games)
Malcolm Smith, 2012-14 (8 games)
Kam Chancellor, 2010, 2012-15 (12 games)

Most Touchdowns, Game

- 1 Marcus Trufant, vs. Washington 1/5/08
Jordan Babineaux, vs. Washington 1/5/08
Malcolm Smith, vs. Denver 2/2/14
Kam Chancellor, vs. Carolina 1/10/15

PUNTING**Most Punts, Career**

- 51 Jon Ryan, 2010, 2012-15 (12 games)
- 27 Jeff West, 1983-84 (5 games)
- 22 Ryan Plackemeier 2006-07 (4 games)

Most Punts, Game

- 9 Jon Ryan, at Chicago 1/16/11
- 8 Jeff West, vs. L.A. Raiders 12/22/84
- 7 Jeff West, at Miami 12/29/84
Ruben Rodriguez, at Houston 1/3/88 (OT)
Jeff Feagles, vs. Miami 1/9/00
Ryan Plackemeier, vs. Washington 1/5/08

Longest Punt

- 61 Jon Ryan, vs. New England, 2/1/15
- 58 Jeff West, at Miami, 12/29/84
- 57 Tom Rouen, vs. Pittsburgh, 2/5/06

AVERAGE YARDAGE**Highest Average, Career (20 Punts)**

- 40.24 Ryan Plackemeier, 2006-07, 4 games (21-845)
- 38.45 Jon Ryan, 2010, 2012-15, 12 games (51-1,961)
- 36.96 Jeff West, 1983-84, 5 games (27-998)

Highest Average, Game (4 Punts)

- 47.86 Jeff Feagles, vs. Miami 1/9/00 (7-335)
- 44.83 Jon Ryan, vs. New England 2/1/15 (6-269)
- 44.25 Ruben Rodriguez, at Houston 1/3/88 (7-310) (OT)

PUNT RETURNS**Most Punt Returns, Career**

- 12 Nate Burleson, 2006-07 (4 games)
- 7 Bobby Joe Edmonds, 1987-88 (2 games)
- 6 Kenny Easley, 1983-84, 1987 (6 games)
Peter Warrick, 2005 (3 games)
Bryan Walters, 2013-14 (4 games)

Most Punt Returns, Game

- 6 Nate Burleson, vs. Washington 1/5/08
- 5 Kenny Easley, vs. L.A. Raiders 12/22/84
Bobby Joe Edmonds, at Cincinnati 12/31/88
- 4 3Times (Last: Peter Warrick, vs. Pittsburgh 2/5/06)

YARDS GAINED**Most Yards Gained, Career**

- 99 Nate Burleson, 2006-07 (4 games)
- 96 Bobby Joe Edmonds, 1987-88 (2 games)
- 58 Paul Johns, 1983 (3 games)

Most Yards Gained, Game

- 84 Nate Burleson, vs. Washington 1/5/08
- 66 Bobby Joe Edmonds, at Houston 1/3/88 (OT)
- 58 Paul Johns, vs. Denver 12/24/83

Longest Return

- 54 Bobby Joe Edmonds, at Houston 1/3/88 (OT)
- 20 Nate Burleson, vs. Washington 1/5/08
- 19 Paul Johns, vs. Denver 12/24/83

AVERAGE YARDAGE**Highest Average, Career (Minimum 4 Returns)**

- 14.50 Paul Johns, 1983, 3 games (4-58)
- 13.71 Bobby Joe Edmonds, 1987-88, 2 games (7-96)
- 9.50 Kenny Easley, 1983-84, 5 games (6-57)

Highest Avg. Gain, Game (Minimum 3 Returns)

- 14.5 Paul Johns, vs. Denver 12/24/83 (4-58)
- 10.4 Kenny Easley, vs. L.A. Raiders 12/22/84 (5-52)

TOUCHDOWNS**Most Touchdowns, Career**

None

Most Touchdowns, Game

None

KICKOFF RETURNS**Most Kickoff Returns, Career**

- 19 Nate Burleson, 2006-07 (4 games)
- 12 Leon Washington, 2010, 2012 (4 games)
- 11 Maurice Morris, 2003-07 (7 games)

Most Kickoff Returns, Game

- 6 Maurice Morris, vs. St. Louis 1/8/05
- Nate Burleson, at Chicago 1/14/06 (OT)
- Nate Burleson, at Green Bay 1/12/08
- 5 Bobby Joe Edmonds, at Houston 1/3/88 (OT)
- Nate Burleson, vs. Dallas 1/6/07
- Leon Washington, at Chicago 1/16/11

YARDS GAINED**Most Yards Gained, Career**

- 402 Nate Burleson, 2006-07 (4 games)
- 305 Leon Washington, 2010, 2012 (4 games)
- 188 Doug Baldwin, 2012-15 (9 games)

Most Yards Gained, Game

- 166 Nate Burleson, at Chicago 1/14/06 (OT)
- 159 Charlie Rogers, vs. Miami 1/9/00
- 143 Leon Washington, at Chicago 1/16/11

Longest Return

- 87 Percy Harvin, vs. Denver 2/2/14 (TD)
- 85 Charlie Rogers, vs. Miami 1/9/00 (TD)
- 69 Doug Baldwin, vs. San Francisco 1/19/14

AVERAGE YARDAGE**Highest Average, Career (Minimum 5 Returns)**

- 26.86 Doug Baldwin, 2012-15, 9 games (7-188)
- 26.14 Zachary Dixon, 1983, 3 games (7-183)
- 25.42 Leon Washington, 2010, 2012, 4 games (12-305)
- 23.29 David Hughes, 1983-84, 5 games (7-163)

Highest Average, Game (Minimum 3 Returns)

- 39.75 Charlie Rogers, vs. Miami 1/9/00
- 36.33 Doug Baldwin, vs. San Francisco 1/19/14 (3-109)
- 28.60 Leon Washington, at Chicago 1/16/11 (5-143)

TOUCHDOWNS**Most Touchdowns, Career**

- 1 Charlie Rogers, 1999 (1 game)
- Percy Harvin, 2013 (2 games)

Most Touchdowns, Game

- 1 Charlie Rogers, vs. Miami 1/9/00
- Percy Harvin, vs. Denver 2/2/14

FUMBLES**Most Fumbles, Career**

- 6 Russell Wilson, 2012-15 (10 games)
- 3 Marshawn Lynch, 2010, 2012-15 (11 games)
- 2 John L. Williams, 1987-88 (2 games)
- Koren Robinson, 2003-04 (2 games)
- Jimmy Williams, 2005 (3 games)

Most Fumbles, Game

- 2 Koren Robinson, vs. St. Louis 1/8/05
- Jimmy Williams, vs. Washington 1/14/06
- Russell Wilson, vs. San Francisco 1/19/14

RECOVERIES**Most Own Fumbles Recovered, Career**

- 4 Russell Wilson, 2012-15 (10 games)
- 3 Marshawn Lynch, 2010, 2012-15 (11 games)
- 1 Ron Essink, 1983-84 (5 games)
- Pete Metzelaars, 1983-84 (5 games)
- Robbie Tobeck, 2003-05 (5 games)
- Koren Robinson, 2003-04 (2 games)
- Chris Spencer, 2005-07, 2010 (5 games)
- Matt Hasselbeck, 2003-07, 2010 (11 games)
- Ben Obomanu, 2007, 2010 (4 games)
- Michael Robinson, 2010, 2012-13 (6 games)
- Jon Ryan, 2010, 2012-15 (12 games)

Most Opponent Fumbles Recovered, Career

- 2 Jeff Bryant, 1983-84, 1987-88 (7 games)
- Michael Bennett, 2013-15 (8 games)
- Clinton McDonald, 2012-13 (5 games)
- 1 By Many, (Last: Ahtyba Rubin, 2015 (2 games))

Most Fumbles Recovered, Game, Own and Opponents

- 2 Jeff Bryant, at L.A. Raiders 1/8/84 (2-Opp)
Russell Wilson, vs. Carolina 1/10/15 (2-Own)
- 1 By Many, (Last: A. Rubin, at Minnesota 1/10/16 (1-Opp))

YARDS GAINED**Longest Return**

- 19 Marshawn Lynch, at Washington 1/6/13
- 17 Michael Bennett, vs. San Francisco 1/19/14
- 7 Malcolm Smith, vs. Denver 2/2/14

TOUCHDOWNS**Most Touchdowns**

None

TACKLES**Most Tackles, Career**

- 102 Bobby Wagner, 2012-15 (10 games)
- 83 Earl Thomas, 2010, 2012-15 (12 games)
- 76 Kam Chancellor, 2010, 2012-15 (12 games)

Most Tackles, Game

- 17 Brian Bosworth, at Houston 1/3/88 (OT)
- 15 Eugene Robinson, at Houston 1/3/88 (OT)
Bobby Wagner, vs. San Francisco 1/19/14
- 14 Kam Chancellor, vs. New Orleans 1/11/14
K.J. Wright, at Carolina 1/17/16

SACKS**Most Sacks, Career**

- 4.5 Cliff Avril, 2013-15 (8 games)
- 4.0 Rocky Bernard, 2003-07 (7 games)
- 3.5 Jacob Green, 1983-84, 1987-88 (7 games)
Bruce Irvin, 2012-15 (10 games)
- 3.0 Bryce Fisher, 2005-06 (5 games)

Most Sacks, Game

- 2.5 Jacob Green, vs. L.A. Raiders 12/22/84
- 2.0 Chiye Okeafor, vs. St. Louis 1/8/05
Rocky Bernard, vs. Carolina 1/22/06
Bryce Fisher, vs. Dallas 1/6/07

FUMBLES**Most Forced Fumbles, Career**

- 3 Michael Bennett, 2013-15 (8 games)
- 2 Jacob Green, 1983-84, 1987-88 (7 games)
Bruce Scholtz, 1983-84, 1987-88 (7 games)
Bryce Fisher, 2005-06 (5 games)
Raheem Brock, 2010 (2 games)
Cliff Avril, 2013-15 (8 games)
Chris Clemons, 2010, 2012-13 (7 games)

Most Forced Fumbles, Game

- 2 Chris Clemons vs. Denver 2/2/14
- 1 By Many (Last: K. Chancellor at Minnesota 1/10/16)

BLOCKED KICKS**Most Blocked Punts, Career** – None**Most Blocked Punts, Game** – None**Most Blocked Field Goals, Career** – None**Most Blocked Field Goals, Game** – None**Most Blocked PATs, Career** – None**Most Blocked PATs, Game** – None**Most Blocked Placekicks, Career** – None**TEAM POSTSEASON RECORDS****GAMES****Most Consecutive Seasons Participating in Postseason**

- 5 2003-07
- 4 2012-15
- 2 1983-84, 1987-88

Most Games

- 3 1983, 2005, 2013, 2014
- 2 1984, 2006, 2007, 2010, 2012, 2015
- 1 1987, 1988, 1999, 2003, 2004

Most Games Won

- 3 2013
- 2 1983, 2005, 2014
- 1 1984, 2006, 2007, 2010, 2012, 2015

Most Consecutive Games Won

- 5 2013-14
- 2 1983, 2005
- 1 1984, 2006, 2007, 2010, 2012, 2015

Most Consecutive Games Lost

- 6 1984-04
- 1 1983, 2005, 2006, 2007, 2010, 2012, 2014, 2015

SCORING**Most Points, Game**

- 43 vs. Denver 2/2/14
- 41 vs. New Orleans 1/8/11
- 35 vs. Washington 1/5/08

Fewest Points, Game

- 10 at Miami 12/29/84
vs. Pittsburgh 2/5/06
at Minnesota 1/10/16
- 13 vs. L.A. Raiders 12/22/84
at Cincinnati 12/31/88

Most Points, Both Teams, Game

- 77 (41) vs. New Orleans (36) 1/8/11
- 62 (20) at Green Bay (42) 1/12/08
- 60 (27) at Green Bay (33) 1/4/04 (OT)

Fewest Points, Both Teams, Game

- 19 (10) at Minnesota (9) 1/10/16
- 20 (13) at L.A. Raiders (7) 12/22/84
- 30 (20) vs. Washington (10) 1/14/06

Largest Margin of Victory, Game

- 35 (43) vs. Denver (8) 2/2/14
- 24 (31) vs. Denver (7) 12/24/83
- 21 (35) vs. Washington (14) 1/5/08

Most Points, Shutout Victory, Game

None

Most Points Overcome to Win Game

- 16 vs. Green Bay 1/18/15 (OT) (Trailed 16-0, Won 28-22)
- 14 at Washington 1/6/13 (Trailed 14-0, Won 24-14)
- 10 vs. New Orleans 1/8/11 (Trailed 10-0 and 17-7, Won 41-36)
- vs. San Francisco 1/19/14 (Trailed 10-0, Won 23-17)

Most Points, Each Half

- 1st: 24 vs. New Orleans 1/8/11
- 22 vs. Denver 2/2/14
- 20 vs. Carolina 1/22/06

2nd: 28 at Atlanta 1/13/13

- vs. Green Bay 1/18/15 (OT)
- 25 vs. Washington 1/5/08
- 24 at Carolina 1/17/16

Most Points, Each Quarter

- 1st: 14 at Green Bay 1/12/08
- 10 vs. Carolina 1/22/06
- 8 vs. Denver 2/2/14
- 2nd: 17 vs. New Orleans 1/8/11
- 14 at Chicago 1/14/06 (OT)
- vs. Denver 2/2/14
- vs. New England 2/1/15
- 13 at Washington 1/6/13
- 3rd: 14 at Green Bay 1/4/04
- vs. Denver 2/2/14
- at Carolina 1/17/16
- 10 at Chicago 1/14/07 (OT)
- vs. New Orleans 1/8/11
- vs. San Francisco 1/19/14
- vs. New England 2/1/15
- 4th: 22 vs. Washington 1/5/08
- 21 at Chicago 1/16/11
- at Atlanta 1/13/13
- OT: 6 vs. Green Bay 1/18/15
- 0 at Houston 1/3/88
- at Green Bay 1/4/04
- at Chicago 1/14/07

TOUCHDOWNS**Most Touchdowns, Game**

- 5 vs. New Orleans 1/8/11
- vs. Denver 2/2/14
- 4 vs. Denver 12/24/83
- vs. Carolina 1/22/06
- vs. Washington 1/5/08
- at Atlanta 1/13/13
- vs. Carolina 1/10/15
- vs. Green Bay 1/18/15 (OT)

- 3 at Miami 12/31/83
- at Green Bay 1/4/04 (OT)
- at Chicago 1/14/07 (OT)
- at Chicago 1/16/11
- vs. New England 2/1/15
- at Carolina 1/17/16

Fewest Touchdowns, Game

- 1 vs. L.A. Raiders 12/22/84
- at Miami 12/29/84
- vs. Pittsburgh 2/5/06
- at Minnesota 1/10/16
- 2 10Times (Last: vs. San Francisco 1/19/14)

Most Touchdowns, Both Teams, Game

- 9 Seattle (5) vs. New Orleans (4) 1/8/11
- 8 Seattle (2) at Green Bay (6) 1/12/08
- Seattle (3) at Chicago (5) 1/16/11
- 7 Seattle (3) at Green Bay (4) 1/4/04 (OT)
- Seattle (4) at Atlanta (3) 1/13/13
- Seattle (3) vs. New England (4) 2/1/15
- Seattle (3) at Carolina (4) 1/17/16

Fewest Touchdowns Both Teams, Game

- 1 Seattle (1) at Minnesota (0) 1/10/16
- 2 Seattle (1) at L.A. Raiders (1) 12/22/84
- 3 Seattle (2) vs. Washington (1) 1/14/06

POINTS AFTER TOUCHDOWN**Most PAT, Game**

- 5 vs. New Orleans 1/8/11
- vs. Denver 2/2/14
- 4 vs. Denver 12/24/83
- vs. Carolina 1/22/06
- at Atlanta 1/13/13
- vs. Carolina 1/10/15
- 3 at Miami 12/31/83
- at Green Bay 1/4/04 (OT)
- at Chicago 1/14/07 (OT)
- vs. Washington 1/5/08
- at Chicago 1/16/11
- vs. New England 2/1/15
- at Carolina 1/17/16

Fewest PAT, Game

- 1 vs. L.A. Raiders 12/22/84
- at Miami 12/29/84
- at Cincinnati 12/31/88
- vs. Pittsburgh 2/5/06
- vs. Dallas 1/6/07
- at Washington 1/6/13
- at Minnesota 1/10/16

Most PAT, Both Teams, Game

- 9 Seattle (5) vs. New Orleans (4) 1/8/11
- 8 Seattle (2) at Green Bay (6) 1/12/08
- Seattle (3) at Chicago (5) 1/16/11
- 7 Seattle (4) at Atlanta (3) 1/13/13
- Seattle (3) vs. New England (4) 2/1/15
- Seattle (3) at Carolina (4) 1/17/16

Fewest PAT, Both Teams, Game

- 1 Seattle (1) at Minnesota (0) 1/10/16
- 2 Seattle (1) at L.A. Raiders (1) 12/22/84
- 3 Seattle (2) vs. Washington (1) 1/14/06
- Seattle (1) vs. Dallas (2) 1/6/07
- Seattle (1) at Washington (2) 1/6/13
- Seattle (2) vs. New Orleans (1) 1/11/14
- Seattle (2) vs. Green Bay (1) 1/18/15 (OT)

FIELD GOALS

Most Field Goals, Game

- 3 at Washington 1/6/13
vs. New Orleans 1/11/14
vs. San Francisco 1/19/14
- 2 11 Times (Last: vs. Denver 2/2/14)

Most Field Goals, Both Teams, Game

- 5 Seattle (2) at Houston (3) 1/3/88 (OT)
Seattle (2) vs. New Orleans (3) 1/8/11
Seattle (0) vs. Green Bay (5) 1/18/15 (OT)
- 4 Seattle (2) at Green Bay (2) 1/4/04 (OT)
Seattle (2) vs. St. Louis (2) 1/8/05
Seattle (3) vs. San Francisco (1) 1/19/14
Seattle (1) at Minnesota (3) 1/10/16

Most Field Goals Attempted, Game

- 3 at Miami 12/31/83
vs. Carolina 1/22/06
vs. Pittsburgh 2/5/06
at Washington 1/6/13
vs. New Orleans 1/11/14
vs. San Francisco 1/19/14

Most Field Goals Attempted, Game, continued

- 2 vs. L.A. Raiders 12/22/84
at Miami 12/29/84
at Houston 1/3/88 (OT)
at Green Bay 1/4/04 (OT)
vs. St. Louis 1/8/05
vs. Washington 1/14/06
vs. Dallas 1/6/07
vs. Washington 1/5/08
at Green Bay 1/12/08
vs. New Orleans 1/8/11
vs. Denver 2/2/14
at Carolina 1/17/16



Most Field Goals Attempted, Both Teams, Game

- 7 Seattle (2) at Houston (5) 1/3/88 (OT)
- 5 Seattle (2) at Miami (3) 12/29/84
Seattle (2) at Green Bay (3) 1/4/04 (OT)
Seattle (2) vs. New Orleans (3) 1/8/11
Seattle (3) vs. New Orleans (2) 1/11/14
Seattle (0) vs. Green Bay (5) 1/18/15 (OT)
Seattle (1) at Minnesota (4) 1/10/16

FIRST DOWNS

Most First Downs, Game

- 28 at Atlanta 1/13/13
- 27 vs. Carolina 1/22/06
- 24 vs. St. Louis 1/8/05

Fewest First Downs, Game

- 8 at Miami 12/29/84
- 11 at Houston 1/3/88 (OT)
- 12 vs. Miami 1/9/00

Most First Downs, Both Teams, Game

- 52 Seattle (28) at Atlanta (24) 1/13/13
- 51 Seattle (19) vs. New Orleans (32) 1/8/11
- 46 Seattle (24) vs. St. Louis (22) 1/8/05

Fewest First Downs, Both Teams, Game

- 26 Seattle (15) vs. Washington (11) 1/14/06
- 27 Seattle (13) at Minnesota (14) 1/10/16
- 30 Seattle (8) at Miami (22) 12/29/84
Seattle (12) vs. Miami (18) 1/9/00
Seattle (14) vs. San Francisco (16) 1/19/14

RUSHING

Most First Downs, Rushing, Game

- 13 vs. Carolina 1/22/06
- 12 at Miami 12/31/83
vs. L.A. Raiders 12/22/84
at Chicago 1/14/07 (OT)
at Washington 1/6/13
- 10 vs. Green Bay 1/18/15 (OT)

Fewest First Downs, Rushing, Game

- 0 vs. Miami 1/9/00
- 1 at Houston 1/3/88 (OT)
at Cincinnati 12/31/88
at Chicago 1/16/11
- 2 at Miami 12/29/84
at Minnesota 1/10/16

Most First Downs, Rushing, Both Teams, Game

- 21 Seattle (12) at Miami (9) 12/31/83
- 20 Seattle (12) at Chicago (8) 1/14/07 (OT)
- 18 Seattle (1) at Cincinnati (17) 12/31/88
- 17 Seattle (12) at L.A. Raiders (5) 12/22/84
Seattle (12) at Washington (5) 1/6/13

Fewest First Downs Rushing, Both Teams, Game

- 6 Seattle (2) at Minnesota (4) 1/10/16
- 7 Seattle (0) vs. Miami (7) 1/9/00
Seattle (3) vs. Washington (4) 1/5/08
- 8 Seattle (6) vs. Denver (2) 2/2/14

PASSING**Most First Downs, Passing, Game**

- 19 at Atlanta 1/13/13
- 18 at Carolina 1/17/16
- 16 at Cincinnati 12/31/88
- at Green Bay 1/4/04 (OT)

Fewest First Downs, Passing, Game

- 4 vs. L.A. Raiders 12/22/84
- 5 vs. New Orleans 1/11/14
- 6 at Miami 12/29/84
- at Chicago 1/14/07 (OT)

Most First Downs, Passing, Both Teams, Game

- 35 Seattle (13) vs. New Orleans (22) 1/8/11
- 35 Seattle (19) at Atlanta (16) 1/13/13
- 31 Seattle (10) vs. New England (21) 2/1/15

Fewest First Downs Passing, Both Teams, Game

- 12 Seattle (4) at L.A. Raiders (8) 12/22/84
- 15 Seattle (9) at Minnesota (6) 1/10/16
- 16 Seattle (6) at Chicago (10) 1/14/07 (OT)
- Seattle (8) vs. San Francisco (8) 1/19/14

PENALTY**Most First Downs, Penalty, Game**

- 4 vs. Dallas 1/6/07
- 3 at Green Bay 1/12/08
- at Chicago 1/16/11
- 2 at L.A. Raiders 1/8/84
- at Cincinnati 12/31/88
- vs. Miami 1/9/00
- at Green Bay 1/4/04 (OT)
- vs. St. Louis 1/8/05
- vs. New Orleans 1/8/11
- vs. New Orleans 1/11/14
- vs. New England 2/1/15
- at Minnesota 1/10/16

Most First Downs, Penalty, Both Teams, Game

- 6 Seattle (2) vs. St. Louis (4) 1/8/05
- Seattle (2) at Minnesota (4) 1/10/16
- 5 Seattle (4) vs. Dallas (1) 1/6/07
- Seattle (2) vs. New Orleans (3) 1/11/14
- Seattle (2) vs. New England (3) 2/1/15
- 4 Seattle (3) at Green Bay (1) 1/12/08
- Seattle (1) vs. Denver (3) 2/2/14

**NET YARDS GAINED
RUSHING & PASSING****Most Net Yards Gained, Game**

- 491 at Atlanta 1/13/13
- 415 vs. New Orleans 1/8/11
- 413 vs. St. Louis 1/8/05
- 403 at Carolina 1/17/16

Fewest Net Yards Gained, Game

- 167 at L.A. Raiders 1/8/84
- 171 vs. Miami 1/9/00
- 200 at Green Bay 1/12/08

Most Yards Gained, Both Teams, Game

- 908 Seattle (491) at Atlanta (417) 1/13/13
- 889 Seattle (415) vs. New Orleans (474) 1/8/11
- 809 Seattle (413) vs. St. Louis (396) 1/8/05
- 773 Seattle (396) vs. New England (377) 2/1/15

Fewest Yards Gained, Both Teams, Game

- 409 Seattle (226) at Minnesota (183) 1/10/16
- 470 Seattle (171) vs. Miami (299) 1/9/00
- 491 Seattle (251) at L.A. Raiders (240) 12/22/84

RUSHING**ATTEMPTS****Most Attempts, Game**

- 51 vs. L.A. Raiders 12/22/84
- 42 at Miami 12/31/83
- 38 vs. Denver 12/24/83

Fewest Attempts, Game

- 11 at Houston 1/3/88 (OT)
- 12 at Chicago 1/16/11
- at Carolina 1/17/16
- 16 at Cincinnati 12/31/88

Most Attempts, Both Teams, Game

- 76 Seattle (51) at L.A. Raiders (25) 12/22/84
- 72 Seattle (42) at Miami (30) 12/31/83
- 71 Seattle (38) vs. Denver (33) 12/24/83

Fewest Attempts, Both Teams, Game

- 43 Seattle (29) vs. Denver (14) 2/2/14
- 47 Seattle (25) vs. New Orleans (22) 1/8/11
- Seattle (20) vs. St. Louis (27) 1/8/05
- 50 Seattle (21) vs. Washington (29) 1/5/08
- Seattle (29) vs. New England (21) 2/1/15

YARDS GAINED**Most Yards Gained, Game**

- 224 at Washington 1/6/13
- 205 vs. L.A. Raiders 12/22/84
- 194 vs. Green Bay 1/18/15 (OT)

Fewest Yards Gained, Game

- 22 at Cincinnati 12/31/88
- 28 at Green Bay 1/12/08
- 29 at Houston 1/3/88 (OT)

Most Yards Gained, Both Teams, Game

- 329 Seattle (194) vs. Green Bay (135) 1/18/15 (OT)
- 328 Seattle (224) at Washington (104) 1/6/13
- 318 Seattle (137) vs. Pittsburgh (181) 2/5/06

Fewest Yards Gained, Both Teams, Game

- 127 Seattle (49) at Green Bay (78) 1/4/04 (OT)
- 149 Seattle (41) vs. Miami (108) 1/9/00
- 152 Seattle (77) vs. Washington (75) 1/5/08

AVERAGE GAIN**Highest Average Gain, Game**

- 6.50 at Carolina 1/17/16 (12-78)
- 6.05 at Washington 1/6/13 (37-224)
- 5.96 vs. New Orleans 1/8/11 (25-149)
- 5.59 vs. New England 2/1/15 (29-162)

Lowest Average Gain, Game

- 1.38 at Cincinnati 12/31/88 (16-22)
 1.56 at Green Bay 1/12/08 (18-28)
 2.05 vs. Miami 1/9/00 (20-41)

TOUCHDOWNS**Fewest Touchdowns, Game**

- 0 12 Times (Last: at Carolina 1/17/16)

Most Touchdowns, Game

- 3 at Green Bay 1/4/04 (OT)
 2 at Miami 12/31/83
 vs. Carolina 1/22/06
 at Chicago 1/14/07
 vs. New Orleans 1/11/14
 vs. Green Bay 1/18/15 (OT)

Most Touchdowns, Both Teams, Game

- 5 Seattle (3) at Green Bay (2) 1/4/04 (OT)
 4 Seattle (1) at Cincinnati (3) 12/31/88
 Seattle (2) vs. New Orleans (2) 1/5/08
 Seattle (1) at Green Bay (3) 1/12/08

Fewest Touchdowns, Both Teams, Game

- 0 Seattle (0) at L.A. Raiders (0) 12/22/84
 Seattle (0) vs. Dallas (0) 1/6/07
 Seattle (0) vs. Carolina (0) 1/10/15
 Seattle (0) at Minnesota (0) 1/10/16
 1 9 Times (Last: Seattle [1] vs. New
 England [0] 2/1/15)

PASSING**ATTEMPTS****Most Attempts, Game**

- 50 at Cincinnati 12/31/88
 49 vs. Pittsburgh 2/5/06
 48 at Carolina 1/17/16

Fewest Attempts, Game

- 10 vs. L.A. Raiders 12/22/84
 13 vs. Denver 12/24/83
 18 vs. New Orleans 1/11/14

Most Attempts, Both Teams, Game

- 95 Seattle (35) vs. New Orleans (60) 1/8/11
 83 Seattle (45) at Green Bay (38) 1/4/04
 (OT)
 82 Seattle (32) vs. Washington (50) 1/5/08

Fewest Attempts, Both Teams, Game

- 37 Seattle (10) at L.A. Raiders (27) 12/22/84
 47 Seattle (13) vs. Denver (34) 12/24/83
 49 Seattle (25) vs. San Francisco (24)
 1/19/14

COMPLETIONS**Most Completions, Game**

- 31 at Carolina 1/17/16
 27 vs. St. Louis 1/8/05
 26 vs. Pittsburgh 2/5/06
 at Chicago 1/16/11

Fewest Completions, Game

- 4 vs. L.A. Raiders 12/22/84
 9 vs. New Orleans 1/11/14
 12 vs. Denver 12/24/83
 vs. New England 2/1/15

Most Completions, Both Teams, Game

- 61 Seattle (22) vs. New Orleans (39) 1/8/11
 52 Seattle (18) vs. Denver (34) 2/2/14
 51 Seattle (25) at Green Bay (26) 1/4/04

Fewest Completions, Both Teams, Game

- 18 Seattle (4) at L.A. Raiders (14) 12/22/84
 28 Seattle (15) at Washington (13) 1/6/13
 30 Seattle (15) at Miami (15) 12/31/83
 Seattle (16) vs. San Francisco (14)
 1/19/14
 Seattle (13) at Minnesota (17) 1/10/16

Highest Completion %, Game (Min. 20 Attempts)

- 69.23 vs. Denver 2/2/14 (18-26)
 68.18 vs. Carolina 1/10/15 (15-22)
 66.67 at Atlanta 1/13/13 (24-36)

Lowest Completion %, Game (Min. 20 Attempts)

- 41.03 at Houston 1/3/88 (16-39) (OT)
 46.67 vs. Miami 1/9/00 (14-30)
 47.22 at L.A. Raiders 1/8/84 (17-36)

NET YARDS GAINED**Most Yards Gained, Game**

- 368 at Atlanta 1/13/13
 341 vs. St. Louis 1/8/05
 325 at Carolina 1/17/16

Fewest Yards Gained, Game

- 46 vs. L.A. Raiders 12/22/84
 102 at L.A. Raiders 1/8/84
 129 at Minnesota 1/10/16

Most Yards Gained, Both Teams, Game

- 686 Seattle (277) vs. New Orleans (409)
 1/11/14
 669 Seattle (272) vs. New Orleans (397)
 1/8/11
 651 Seattle (341) vs. St. Louis (313) 1/8/05

Fewest Yards Gained, Both Teams, Game

- 181 Seattle (46) at L.A. Raiders (135)
 12/22/84
 254 Seattle (129) at Minnesota (125) 1/10/16
 255 Seattle (156) at Washington (99) 1/6/13

TIMES SACKED**Most Times Sacked, Game**

- 6 vs. Miami 1/9/00
 5 at Washington 1/6/13
 vs. Green Bay 1/18/15 (OT)
 at Carolina 1/17/16
 4 at L.A. Raiders 1/8/84
 vs. San Francisco 1/19/14

Fewest Times Sacked, Game

- 0 vs. Dallas 1/6/07
 vs. Denver 2/2/14
 1 at Miami 12/31/83
 vs. Washington 1/5/08
 vs. New Orleans 1/8/11

Most Times Sacked, Both Teams, Game

- 8 Seattle (2) at L.A. Raiders (6) 12/22/84
 Seattle (3) vs. St. Louis (5) 1/8/05
 7 Seattle (6) vs. Miami (1) 1/9/00
 Seattle (5) at Washington (2) 1/6/13

Fewest Times Sacked, Both Teams, Game

- 1 Seattle (1) at Miami (0) 12/31/83
Seattle (0) vs. Denver (1) 2/2/14
- 2 Seattle (2) at Miami (0) 12/29/84
Seattle (2) at Green Bay (0) 1/4/04 (OT)
Seattle (0) vs. Dallas (2) 1/6/07
Seattle (1) vs. New Orleans (1) 1/8/11
Seattle (2) at Atlanta (0) 1/13/13

TOUCHDOWNS**Most Touchdowns, Game**

- 4 vs. New Orleans 1/8/11
- 3 vs. Denver 12/24/83
at Chicago 1/16/11
vs. Carolina 1/10/15
at Carolina 1/17/16
- 2 at L.A. Raiders 1/8/84
at Houston 1/3/88 (OT)
vs. Dallas 1/6/07
at Atlanta 1/13/13
vs. New Orleans 1/11/14
vs. Denver 2/2/14
vs. Green Bay 1/18/15 (OT)
vs. New England 2/1/15

Most Touchdowns, Both Teams, Game

- 6 Seattle (4) vs. New Orleans (2) 1/8/11
Seattle (2) vs. New England (4) 2/1/15
- 5 Seattle (3) at Chicago (2) 1/16/11
Seattle (2) at Atlanta (3) 1/13/13
Seattle (3) vs. Carolina (2) 1/10/15
- 4 Seattle (3) vs. Denver (1) 12/24/83
Seattle (1) at Miami (3) 12/29/84
Seattle (1) at Green Bay (3) 1/12/08
Seattle (2) vs. New Orleans (2) 1/11/14
Seattle (3) at Carolina (1) 1/17/16

INTERCEPTIONS BY**Most Interceptions By, Game**

- 2 12 Times (Last: vs. New England 2/1/15)

Most Interceptions By, Both Teams, Game

- 7 Seattle (2) at L.A. Raiders (5) 1/8/84
- 6 Seattle (2) vs. Green Bay (4) 1/18/15 (OT)
- 4 Seattle (2) vs. Washington (2) 1/5/08

YARDS GAINED**Most Yards Gained, Game**

- 135 vs. Washington 1/5/08
- 90 vs. Carolina 1/10/15
- 76 vs. Pittsburgh 2/5/06

Most Yards Gained, Both Teams, Game

- 137 Seattle (135) vs. Washington (2) 1/5/08
- 100 Seattle (76) vs. Pittsburgh (24) 2/5/06
- 90 Seattle (90) vs. Carolina (0) 1/10/15

TOUCHDOWNS**Most Touchdowns, Game**

- 2 vs. Washington 1/5/08
- 1 vs. Denver 2/2/14
vs. Carolina 1/10/15

PUNTING**Most Punts, Game**

- 9 at Chicago 1/16/11
- 8 vs. L.A. Raiders 12/22/84
- 7 at Miami 12/29/84
at Houston 1/3/88 (OT)
vs. Miami 1/9/00
vs. Washington 1/5/08

Fewest Punts, Game

- 1 vs. Denver 2/2/14
- 2 vs. San Francisco 1/19/14
- 3 vs. Denver 12/24/83
vs. St. Louis 1/8/05
at Washington 1/6/13
at Carolina 1/17/16

Most Punts, Both Teams, Game

- 16 Seattle (8) at L.A. Raiders (8) 12/22/84
- 15 Seattle (7) vs. Miami (8) 1/9/00
Seattle (7) vs. Washington (8) 1/5/08
- 14 Seattle (9) at Chicago (5) 1/16/11

Fewest Punts, Both Teams, Game

- 3 Seattle (1) vs. Denver (2) 2/2/14
- 5 Seattle (3) at Atlanta (2) 1/13/13
- 6 Seattle (3) vs. St. Louis (3) 1/8/05
Seattle (2) vs. San Francisco (4) 1/19/14

AVERAGE YARDAGE**Highest Average, Punting, Game (4 Punts)**

- 50.20 vs. Pittsburgh 2/5/06 (6-301)
- 47.86 vs. Miami 1/9/00 (7-335)
- 44.83 vs. New England 2/1/15 (6-269)

Lowest Average, Punting, Game (4 Punts)

- 32.00 at L.A. Raiders 1/8/84 (5-160)
- 35.00 vs. Dallas 1/6/07 (5-175)
at Chicago 1/16/11 (9-315)
- 35.40 at Minnesota 1/10/16 (5-177)

PUNT RETURNS**Most Punt Returns, Game**

- 6 vs. Washington 1/5/08
- 5 vs. L.A. Raiders 12/22/84
at Cincinnati 12/31/88
- 4 vs. Denver 12/24/83
vs. Pittsburgh 2/5/06

Fewest Punt Returns, Game

- 0 at L.A. Raiders 1/8/84
at Miami 12/31/83
at Green Bay 1/12/08
vs. Denver 2/2/14
- 1 at Miami 12/29/84
at Green Bay 1/4/04 (OT)
vs. St. Louis 1/8/05
vs. New Orleans 1/8/11
at Chicago 1/16/11
vs. New Orleans 1/11/14
vs. Carolina 1/10/15
at Carolina 1/17/16

Most Punt Returns, Both Teams, Game

- 9 Seattle (3) vs. Miami (6) 1/9/00
- 8 Seattle (5) at L.A. Raiders (3) 12/22/84
Seattle (5) at Cincinnati (3) 12/31/88
Seattle (3) vs. Miami (5) 1/9/00
- 7 Seattle (4) vs. Denver (3) 12/24/83

Fewest Punt Returns, Both Teams, Game

- 1 Seattle (0) at L.A. Raiders (1) 1/8/84
Seattle (1) vs. New Orleans (0) 1/11/14
Seattle (0) vs. Denver (1) 2/2/14
Seattle (1) vs. Carolina (0) 1/10/15
- 2 Seattle (0) at Miami (2) 12/31/83
Seattle (2) at Atlanta (0) 1/13/13
Seattle (1) at Carolina (1) 1/17/16
- 3 Seattle (1) vs. New Orleans (2) 1/8/11
Seattle (1) at Chicago (2) 1/16/11

YARDS GAINED**Most Yards Gained, Game**

- 84 vs. Washington 1/5/08
- 66 at Houston 1/3/88 (OT)
- 58 vs. Denver 12/24/83

Fewest Yards Gained, Game

- 1 vs. Washington 1/14/06
- 0 at Miami 12/31/83
at L.A. Raiders 1/8/84
at Green Bay 1/12/08
vs. Denver 2/2/14
- 5 at Miami 12/29/84
vs. New Orleans 1/11/14

Most Yards Gained, Both Teams, Game

- 93 Seattle (66) at Houston (27) 1/3/88 (OT)
- 87 Seattle (24) vs. Miami (63) 1/9/00
- 84 Seattle (84) vs. Washington (0) 1/5/08

Fewest Yards, Gained, Both Teams, Game

- 1 Seattle (0) at L.A. Raiders (1) 1/8/84
- 2 Seattle (0) at Green Bay (0) 1/12/08
- 5 Seattle (5) vs. New Orleans (0) 1/11/14

TOUCHDOWNS**Most Touchdowns, Game**

None

KICKOFF RETURNS**Most Kickoff Returns, Game**

- 7 at L.A. Raiders 1/8/84
at Green Bay 1/4/04 (OT)
at Green Bay 1/12/08
- 6 at Houston 1/3/88 (OT)
vs. St. Louis 1/8/05
at Chicago 1/14/07 (OT)

Fewest Kickoff Returns, Game

- 0 vs. New England 2/1/15
- 1 vs. New Orleans 1/11/14
vs. Carolina 1/10/15
at Minnesota 1/10/16
- 2 vs. Denver 12/24/83
vs. L.A. Raiders 12/22/84
vs. Washington 1/5/08
at Washington 1/6/13
vs. Denver 2/2/14

Most Kickoff Returns, Both Teams, Game

- 13 Seattle (7) at Green Bay (6) 1/4/04 (OT)
- 12 Seattle (7) at Green Bay (5) 1/12/08
Seattle (5) vs. New Orleans (7) 1/8/11
- 11 Seattle (6) vs. St. Louis (5) 1/8/05

Fewest Kickoff Returns, Both Teams, Game

- 3 Seattle (1) vs. New Orleans (2) 1/11/14
Seattle (0) vs. New England (3) 2/1/15
- 4 Seattle (2) at L.A. Raiders (2) 12/22/84
Seattle (1) vs. Carolina (3) 1/10/15
Seattle (1) at Minnesota (3) 1/10/16
- 5 Seattle (1) at Atlanta (4) 1/13/13
Seattle (4) vs. Green Bay (1) 1/18/15 (OT)

YARDS GAINED**Most Yards Gained, Game**

- 166 at Chicago 1/14/07 (OT)
- 159 vs. Miami 1/9/00
- 143 at Chicago 1/16/11

Fewest Yards Gained, Game

- 0 vs. New England 2/1/15
- 12 at Minnesota 1/10/16
- 19 vs. Washington 1/5/08

Most Yards Gained, Both Teams, Game

- 271 Seattle (111) vs. Dallas (160) 1/6/07
- 247 Seattle (159) vs. Miami (88) 1/9/00
- 234 Seattle (130) at Miami (104) 12/31/83

Fewest Yards Gained, Both Teams, Game

- 49 Seattle (0) vs. New England (49) 2/1/15
- 64 Seattle (21) vs. New Orleans (43) 1/11/14
- 66 Seattle (38) at L.A. Raiders (28) 12/22/84

TOUCHDOWNS**Most Touchdowns, Game**

- 1 vs. Miami 1/9/00
vs. Denver 2/2/14

PENALTIES**Most Penalties, Game**

- 10 vs. Denver 2/2/14
- 9 vs. St. Louis 1/8/05
- 8 vs. San Francisco 1/19/14
vs. Green Bay 1/18/15 (OT)

Fewest Penalties, Game

- 2 4Times (Last: at Green Bay 1/4/04 (OT))
- 3 5Times (Last: at Carolina 1/17/16)

Most Penalties, Both Teams, Game

- 15 Seattle (7) at L.A. Raiders (8) 12/22/84
Seattle (8) vs. San Francisco (7) 1/19/14
Seattle (10) vs. Denver (5) 2/2/14
- 14 Seattle (6) vs. New Orleans (8) 1/11/14
- 13 Seattle (8) vs. Green Bay (5) 1/18/15 (OT)

Fewest Penalties, Both Teams, Game

- 5 Seattle (4) at Miami (1) 12/29/84
- 6 Seattle (3) at Carolina (3) 1/17/16
- 7 5Times (Last: Seattle [4] at Washington [3] 1/6/13)

YARDS PENALIZED**Most Yards Penalized, Game**

- 104 vs. Denver 2/2/14
- 70 vs. Pittsburgh 2/5/06
vs. New England 2/1/15
- 66 vs. San Francisco 1/19/14

Fewest Yards Penalized, Game

- 10 vs. Miami 1/9/00
- 13 vs. Dallas 1/6/07
- 15 at Miami 12/31/83
at Green Bay 1/4/04 (OT)

Most Yards Penalized, Both Teams, Game

- 148 Seattle (104) vs. Denver (44) 2/2/14
- 131 Seattle (66) vs. San Francisco (65) 1/19/14
- 126 Seattle (52) vs. New Orleans (74) 1/11/14

Fewest Yards Penalized, Both Teams, Game

- 25 Seattle (20) at Miami (5) 12/29/84
- 45 5Times (Last: Seattle [20] at Carolina [25])

FUMBLES**Most Fumbles, Game**

- 3 vs. San Francisco 1/19/14
- 2 vs. St. Louis 1/8/05
at Washington 1/6/13
at Green Bay 1/12/08
vs. Carolina 1/10/15
vs. Green Bay 1/18/15
at Minnesota 1/10/16
- 1 8Times (Last: at Atlanta 1/13/13)

Fewest Fumbles, Game

- 0 at Miami 12/31/83
vs. L.A. Raiders 12/22/84
vs. Miami 1/9/00
vs. Dallas 1/6/07
vs. Pittsburgh 2/5/06
vs. New Orleans 1/8/11
vs. New Orleans 1/11/14
vs. Denver 2/2/14
vs. New England 2/1/15
at Carolina 1/17/16

Most Fumbles, Both Teams, Game

- 6 Seattle (3) vs. San Francisco (3) 1/19/14
- 5 Seattle (2) vs. Carolina (3) 1/10/15
- 4 Seattle (1) at L.A. Raiders (3) 1/8/84
Seattle (1) at Cincinnati (3) 12/31/88
Seattle (0) at Chicago (4) 1/14/07 (OT)
Seattle (2) at Green Bay (2) 1/12/08
Seattle (2) at Washington (2) 1/6/13
Seattle (0) vs. Denver (4) 2/2/14

Fewest Fumbles, Both Teams, Game

- 0 Seattle (0) vs. Miami (0) 1/9/00
Seattle (0) vs. Pittsburgh (0) 2/5/06
Seattle (0) vs. New England (0) 2/1/15
- 1 Seattle (1) at Miami (0) 12/29/84
Seattle (1) at Green Bay (0) 1/4/04 (OT)
Seattle (0) vs. Dallas (1) 1/6/07
Seattle (1) at Atlanta (0) 1/13/13

Most Fumbles Lost, Game

- 1 8Times (Last: vs. Green Bay 1/18/15 (OT))

Fewest Fumbles Lost, Game

- 0 19Times (Last: at Carolina 1/17/16)

RECOVERIES**Most Total Fumbles Recovered, Game**

- 3 vs Miami 12/31/83 (3-opp)
at L.A. Raiders 1/8/84 (2-opp, 1-own)
at Green Bay 1/12/08 (2-opp, 1-own)
vs. San Francisco 1/19/14 (1-opp, 2-own)
vs. Carolina 1/10/15 (1-opp, 2-own)
at Minnesota 1/10/16 (1-opp, 2-own)
- 2 5Times (Last: vs. Denver 2/2/14 [2-opp, 0-own])

Most Own Fumbles Recovered, Game

- 2 vs. St. Louis 1/8/05
vs. San Francisco 1/19/14
vs. Carolina 1/10/15
at Minnesota 1/10/16
- 1 9Times (Last: vs. Green Bay 1/18/15 (OT))

TURNOVERS**Most Turnovers, Game**

- 5 at L.A. Raiders 1/8/84 (5-Ints)
vs. Green Bay 1/18/15 (OT)(5-Ints, 1-Fum)
- 3 at Cincinnati 12/31/88 (2-Ints, 1-Fum)

Fewest Turnovers, Game

- 0 8Times (Last: vs. Carolina 1/10/15)
- 1 10Times (Last: at Minnesota 1/10/16 [1-Int])

Most Turnovers, Both Teams, Game

- 9 Seattle (5) at L.A. Raiders (4) 1/8/84 (7-Ints, 2-Fums)
- 7 Seattle (5) vs. Green Bay (2) 1/18/15 (OT)(6-Ints, 1-Fum)
- 6 Seattle (1) at Miami (5) 12/31/83
- 5 Seattle (3) vs. Cincinnati (2) 12/31/88

Fewest Turnovers, Both Teams, Game

- 1 Seattle (1) at Green Bay (0) 1/4/04 (OT)
Seattle (0) at Chicago (1) 1/16/11
Seattle (0) vs. New Orleans (1) 1/11/14 [1-Fum]
- 2 5Times (Last: Seattle [2-Int] at Carolina [0] 1/10/16)



POSTSEASON DEFENSE

SCORING

Fewest Points Allowed, Game

- 7 vs. Denver 12/24/83
- vs. L.A. Raiders 12/22/84
- 8 vs. Denver 2/2/14
- 9 at Minnesota 1/10/16

Most Points Allowed, Game

- 42 at Green Bay 1/12/08
- 36 vs. New Orleans 1/8/11
- 35 at Chicago 1/16/11

Fewest Touchdowns Allowed, Game

- 0 at Minnesota 1/10/16
- 1 vs. Denver 12/24/83
- vs. L.A. Raiders 12/22/84
- vs. Washington 1/14/06
- vs. Dallas 1/6/07
- vs. Denver 2/2/14
- 2 7 Times (Last: vs. San Francisco 1/19/14)

Most Touchdowns Allowed, Game

- 6 at Green Bay 1/12/08
- 5 at Chicago 1/16/11
- 4 at Miami 12/29/84
- vs. Green Bay 1/4/04
- vs. New Orleans 1/8/11
- at Carolina 1/17/16

FIRST DOWNS

Fewest First Downs Allowed, Game

- 14 vs. L.A. Raiders 12/22/84
- vs. Dallas 1/6/07
- vs. Pittsburgh 2/5/06
- at Minnesota 1/10/16
- 15 at Washington 1/6/13
- 16 vs. San Francisco 1/19/14

Most First Downs Allowed, Game

- 32 vs. New Orleans 1/8/11
- 27 at Houston 1/3/88 (OT)
- 25 at Green Bay 1/12/08
- vs. New Orleans 1/11/14

Fewest First Downs Allowed, Rushing, Game

- 2 vs. Denver 2/2/14
- 3 vs. St. Louis 1/8/05
- 4 vs. Washington 1/5/08
- at Minnesota 1/10/16

Most First Downs Allowed, Rushing, Game

- 17 at Cincinnati 12/31/88
- 11 at Green Bay 1/12/08
- at Chicago 1/16/11
- 10 at L.A. Raiders 1/8/84

Fewest First Downs Allowed, Passing, Game

- 5 at Cincinnati 12/31/88
- 6 at Minnesota 1/10/16
- 8 vs. L.A. Raiders 12/22/84
- vs. Pittsburgh 2/5/06
- vs. Dallas 1/6/07
- vs. San Francisco 1/19/14

Most First Downs Allowed, Passing, Game

- 22 vs. New Orleans 1/8/11
- 18 at Houston 1/3/88 (OT)
- 16 vs. Washington 1/5/08
- at Atlanta 1/13/13
- vs. New Orleans 1/11/14

Most First Downs Allowed, Penalty, Game

- 4 vs. St. Louis 1/8/05
- at Minnesota 1/10/16
- 3 vs. L.A. Raiders 12/22/84
- at Chicago 1/14/07 (OT)
- vs. New Orleans 1/8/11
- vs. New Orleans 1/11/14
- vs. Denver 2/2/14

OFFENSIVE PLAYS

Fewest Opponent Plays Allowed, Game

- 54 at Washington 1/6/13
- vs. San Francisco 1/19/14
- 56 at Miami 12/31/83
- vs. Pittsburgh 2/5/06
- at Minnesota 1/10/16
- 57 vs. Dallas 1/6/07

Most Opponent Plays Allowed, Game

- 84 at Houston 1/3/88 (OT)
- 83 vs. New Orleans 1/8/11
- 82 vs. Washington 1/5/08

Fewest Opponent Plays Allowed, Rushing, Game

- 14 vs. Denver 2/2/14
- 22 vs. New Orleans 1/8/11
- 23 at Washington 1/6/13

Most Opponent Plays Allowed, Rushing, Game

- 50 at Houston 1/3/88 (OT)
- 47 at Cincinnati 12/31/88
- 46 at L.A. Raiders 1/8/84

Fewest Opponent Plays Allowed, Passing, Game

- 21 at Cincinnati 12/31/88
- 22 vs. Pittsburgh 2/5/06
- at Carolina 1/17/16

Most Opponent Plays Allowed, Passing, Game

- 60 vs. New Orleans 1/8/11
- 50 vs. Washington 1/5/08
- 49 vs. Denver 2/2/14

NET YARDS ALLOWED GAME

Fewest Yards Allowed, Game

- 183 at Minnesota 1/10/16
- 203 at Washington 1/6/13
- 240 vs. L.A. Raiders 12/22/84

Most Net Yards Allowed, Game

- 474 vs. New Orleans 1/8/11
- 437 at Houston 1/3/88 (OT)
- at Chicago 1/16/11
- 417 at Atlanta 1/13/13

RUSHING**Fewest Yards Allowed, Rushing, Game**

- 27 vs. Denver 2/2/14
- 36 vs. Carolina 1/22/06
- 58 at Minnesota 1/10/16

Most Yards Allowed, Rushing, Game

- 254 at Cincinnati 12/31/88
- 235 at Green Bay 1/12/08
- 205 at L.A. Raiders 1/8/84

Most Touchdowns Allowed, Rushing, Game

- 3 at Cincinnati 12/31/88
- at Green Bay 1/12/08
- at Chicago 1/16/11
- 2 at L.A. Raiders 1/8/84
- at Green Bay 1/4/04 (OT)
- vs. Pittsburgh 2/5/06
- at Chicago 1/14/07 (OT)
- vs. New Orleans 1/8/11
- at Carolina 1/17/16

Fewest Touchdowns Allowed, Rushing, Game

- 0 10 Times (Last: at Minnesota 1/10/16)
- 1 7 Times (Last: vs. San Francisco 1/19/14)

PASSING**Fewest Net Yards Allowed, Passing, Game**

- 91 at Cincinnati 12/31/88
- 99 at Washington 1/6/13
- 125 at Minnesota 1/10/16

Most Yards Allowed, Passing, Game

- 404 vs. New Orleans 1/8/11
- 319 at Green Bay 1/4/04 (OT)
- 301 vs. New Orleans 1/11/14

Fewest Touchdowns Allowed, Passing, Game

- 0 at Cincinnati 12/31/88
- at Minnesota 1/10/16
- 1 15 Times (Last: at Carolina 1/17/16)

Most Touchdowns Allowed, Passing, Game

- 4 vs. New England 2/1/15
- 3 at Miami 12/29/84
- at Green Bay 1/12/08
- at Atlanta 1/13/13
- 2 7 Times (Last: vs. Carolina 1/10/15)

SACKS**Most Sacks, Game**

- 6 vs. L.A. Raiders 12/22/84
- 5 vs. St. Louis 1/8/05

Fewest Sacks, Game

- 0 at Miami 12/31/83
- at Miami 12/29/84
- at Green Bay 1/4/04 (OT)
- at Atlanta 1/13/13
- 1 vs. Miami 1/9/00
- vs. Pittsburgh 2/5/06
- at Green Bay 1/12/08
- vs. New Orleans 1/8/11
- vs. New Orleans 1/11/14
- vs. Denver 2/2/14
- at Carolina 1/17/16

Most Opponents Yards Lost Attempting to Pass, Game

- 49 vs. L.A. Raiders 12/22/84
- 31 at Chicago 1/14/07 (OT)
- 22 vs. Washington 1/5/08

Fewest Opponent Yards Lost Attempting to Pass, Game

- 0 at Miami 12/31/83
- at Miami 12/29/84
- at Green Bay 1/4/04 (OT)
- at Green Bay 1/12/08
- at Atlanta 1/13/13
- 1 vs. Denver 2/2/14
- 5 vs. Miami 1/9/00

INTERCEPTIONS BY**Most Passes Intercepted By, Game**

- 2 9 Times (Last: vs. Denver 2/2/14)

Fewest Passes Intercepted By, Game

- 0 at Cincinnati 12/31/88
- vs. Miami 1/9/00
- at Green Bay 1/4/04 (OT)
- vs. Dallas 1/6/07
- at Green Bay 1/12/08
- vs. New Orleans 1/8/11
- vs. New Orleans 1/11/14
- at Minnesota 1/10/16
- at Carolina 1/17/16
- 1 at Houston 1/3/88 (OT)
- vs. St. Louis 1/8/05
- at Chicago 1/14/07 (OT)
- at Chicago 1/16/11
- at Washington 1/6/13

Most Consec. Games, One or More Interceptions By

- 6 1983-84, 1987

Most Yards Returning Interceptions, Game

- 135 vs. Washington 1/5/08
- 71 vs. Denver 2/2/14
- 45 vs. Denver 12/24/83
- at Miami 12/29/84

Fewest Yards Returning Interceptions, Game

- 0 12 Times (Last: at Carolina 1/17/16)

Most Touchdowns Returning Interceptions, Game

- 2 vs. Washington 1/5/08
- 1 vs. Denver 2/2/14

PUNT RETURNS**Fewest Opponent Punt Returns, Game**

- 0 vs. Washington 1/5/08
- at Atlanta 1/13/13
- vs. New Orleans 1/11/14
- 1 at L.A. Raiders 1/8/84
- vs. Washington 1/14/06
- vs. Carolina 1/22/06
- at Green Bay 1/12/08
- vs. San Francisco 1/19/14
- vs. Denver 2/2/14
- at Carolina 1/17/16
- 2 at Miami 12/31/83
- vs. Pittsburgh 2/25/06
- vs. New Orleans 1/8/11
- at Chicago 1/16/11
- at Washington 1/6/13
- at Minnesota 1/10/16

Most Opponent Punt Returns, Game

- 6 vs. Miami 1/9/00
- 4 at Houston 1/3/88(OT)

Most Yards Allowed, Punt Returns, Game

- 63 vs. Miami 1/9/00
- 59 vs. Carolina 1/22/06
- 39 at Green Bay 1/4/04
- 32 at Miami 12/31/83
- vs. Pittsburgh 2/5/06

Fewest Yards Allowed, Punt Returns, Game

- 0 vs. Washington 1/5/08
- at Atlanta 1/13/13
- vs. New Orleans 1/11/14
- vs. San Francisco 1/19/14
- at Carolina 1/17/16
- 1 at L.A. Raiders 1/8/84
- 2 at Green Bay 1/12/08

Longest Return, Allowed, Game

- 59 vs. Carolina 1/22/06 (TD)
- 26 at Chicago 1/16/11

25 vs. Miami 1/9/00**Most Touchdowns Allowed, Punt Return, Game**

- 1 vs. Carolina 1/22/06 (Steve Smith)

KICKOFF RETURNS**Fewest Opponent Kickoff Returns, Game**

- 2 4Times (Last: vs. New Orleans 1/11/14)
- 3 5Times (Last: at Minnesota 1/10/16)

Most Opponent Kickoff Returns, Game

- 7 vs. Carolina 1/22/06
- vs. Washington 1/5/08
- vs. New Orleans 1/8/11
- 6 3Times (Last: at Green Bay 1/4/04 [OT])

Fewest Yards Allowed, Kickoff Returns, Game

- 24 at Chicago 1/16/11
- 28 vs. L.A. Raiders 12/22/84
- 43 vs. Pittsburgh 2/5/06
- vs. New Orleans 1/11/14

Most Yards Allowed, Kickoff Returns, Game

- 189 vs. Washington 1/5/08
- 160 vs. Dallas 1/6/07
- 143 vs. Carolina 1/22/06

Longest Return Allowed, Game

- 93t vs. Dallas 1/6/07
- 55 vs. Washington 1/5/08
- 47 vs. Miami 1/9/00

Most Touchdowns Allowed, Kickoff Returns, Game

- 1 vs. Dallas 1/6/07

TURNOVERS**NUMBER OF TIMES LOSING BALL ON INTERCEPTIONS AND FUMBLES****Most Opponents' Turnovers, Game**

- 5 at Miami 12/31/83
- 4 at L.A. Raiders 1/8/84
- vs. Carolina 1/22/06
- vs. Denver 2/2/14
- 3 vs. Denver 12/24/83
- vs. L.A. Raiders 12/22/84
- vs. San Francisco 1/19/14

Fewest Opponents' Turnovers, Game

- 0 vs. Miami 1/9/00
- at Green Bay 1/4/04
- at Carolina 1/17/16
- 1 vs. St. Louis 1/8/05 (1-Int)
- vs. Washington 1/14/06 (1-Fum)
- vs. New Orleans 1/8/11 (1-Fum)
- vs. Dallas 1/6/07 (1-Fum)
- at Chicago 1/16/11
- vs. New Orleans 1/11/14 (1-Fum)
- at Minnesota 1/10/16 (1-Fum)
- 2 9Times (Last: at Atlanta 1/13/13 [2-Int])

TIME OF POSSESSION**Least Time of Possession Allowed, Game**

- 18:09 vs. Carolina 1/22/06
- 25:02 at Miami 12/31/83
- 25:40 at Washington 1/6/13

Most Time of Possession Allowed, Game

- 47:44 at Houston 1/3/88 (OT)
- 37:11 at Chicago 1/16/11
- 37:06 at L.A. Raiders 1/8/84





A TRADITION CONTINUES

In 2003, the 12s were honored once again, this time with a flag. The tradition of the 12 Flag began October 12, 2003, when 12 original season ticket holders hoisted the flag versus the San Francisco 49ers. Now, at every home game just before kickoff, the flag is raised in honor of the 12s. From former Seahawks greats, to local celebrities and sports personalities, being called upon to raise the flag has become an honor within itself. The flag has become a symbol of Seahawks supporters all over the Northwest and the spirit of community that the organization and fans share.

2015 SEASON

08/14	Denver	Steve Niehaus (Former Seahawks DL)
09/03	Oakland	Norm Evans (Former Seahawks T)
09/27	Chicago	Darrell Jackson (Former Seahawks WR)
10/05	Detroit	Nelson Cruz (Mariners OF)
10/18	Carolina	Sir Mix-a-Lot (Hip Hop artist)
11/15	Arizona	Clayton Pitre (Veteran)
11/22	San Francisco	Randy Johnson (MLB HOF)
11/29	Pittsburgh	Spencer Haywood (NBA HOF)
12/20	Cleveland	Michael Sinclair (Former Seahawks DE)
12/27	St. Louis	Joel McHale (Comedian & Former UW TE)



SPENCER HAYWOOD

2014 SEASON

08/15	San Diego	Oso Mudslide First Responders
08/22	Chicago	DeAndre Yedlin (Sounders FC Defender)
09/04	Green Bay	Walter Jones, Cortez Kennedy, Steve Largent
09/21	Denver	Nate Robinson (NBA Guard and UW Alum)
10/12	Dallas	Jordan Babineaux (Former Seahawks S)
11/02	Oakland	C. Gray, S. Hutchinson, S. Locklear, R. Tobeck
11/09	N.Y. Giants	Scott Smiley (Veteran)
11/23	Arizona	Lawyer Millroy (Former Seahawks S)
12/14	San Francisco	John Olerud (Former Mariners 1B)
12/28	St. Louis	George Karl (Former Sonics Head Coach)
01/10	Carolina	Kenny Easley (Former Seahawks S)
01/18	Green Bay	Paul Allen (Seahawks Chairman)

2013 SEASON

08/17	Denver	Blair Bush (Former Seahawks C)
08/29	Oakland	Derrick Jensen (Former Seahawks scout)
09/15	San Francisco	Shaun Alexander (Former Seahawks RB)
09/22	Jacksonville	Jack Sikma (Former Sonics F/C)
10/13	Tennessee	Sammamish Little League
11/03	Tampa Bay	1983 Seahawks playoff team
11/17	Minnesota	Bruce Crandall (Vietnam veteran)
12/02	New Orleans	Fred Couples (Seattle native, pro golfer)
12/22	Arizona	Nathan Adrian (Olympic swimmer)
12/29	St. Louis	Jay Buhner (Former Mariners OF)
01/11	New Orleans	Jim Zorn (Former Seahawks QB)
01/19	San Francisco	Paul Allen (Seahawks Chairman)

ALL-TIME 12 FLAG RAISERS**2012 SEASON**

08/11	Tennessee	Steve August (Former Seahawks T)
08/30	Oakland	2012 USA Olympians
09/16	Dallas	Shawn Springs (Former Seahawks CB)
09/24	Green Bay	Trent Dilfer (Former Seahawks QB)
10/14	New England	Walter Jones (Former Seahawks T)
11/04	Minnesota	Detlef Shrempf (Former NBA and Sonics All-Star)
11/11	N.Y. Jets	Joe Moser (WWII Veteran - Buchenwald survivor)
12/09	Arizona	Jon Kitna (Former Seahawks QB)
12/23	San Francisco	Sam Adams (Former Seahawks DT)
12/30	St. Louis	Sigi Schmid (Sounders FC Head Coach)

2011 SEASON

08/20	Minnesota	Chip Hanauer (Hydroplane driver)
09/02	Oakland	Greg Haugen (Former light-weight boxing champion)
09/25	Arizona	Chris Warren (Former Seahawks RB)
10/02	Atlanta	Jason Terry (Former Franklin H.S. and NBA guard)
10/30	Cincinnati	Felix Hernandez (Seattle Mariners pitcher)
11/13	Baltimore	George Hickman (Former Tuskegee airman)
11/27	Washington	Rufus Porter (Former Seahawks LB)
12/01	Philadelphia	Bill Russell (Former Sonic and Hall of Fame center)
12/12	St. Louis	Cortez Kennedy (Former Seahawks and Hall of Fame DT)
12/24	San Francisco	Shawn Kemp (Former NBA and Sonics All-Star)

2010 SEASON

08/14	Tennessee	Frank Beede (Former Seahawk; National Teacher of the Year)
08/21	Green Bay	J.R. Celski (Olympic speed-skater)
09/12	San Francisco	Chad Brown (Former Seahawks LB)
09/26	San Diego	Nate McMillan (Former Sonic and Blazers Head Coach)
10/24	Arizona	Isaiah Kacyvenski (Former Seahawks LB)
11/07	N.Y. Giants	Buck Compton (War Veteran)
11/28	Kansas City	Tom Skerritt (Actor)
12/05	Carolina	Howard Mudd (Former Seahawks OL coach)
12/19	Atlanta	Tim Lincecum (Former UW and SF Giants pitcher)
01/02	St. Louis	Brian Blades (Former Seahawks WR)
01/08	New Orleans	Walter Jones (Former Seahawks T)

2009 SEASON

08/22	Denver	Central Washington softball players
09/03	Oakland	Jon Fine (United Way CEO)
09/13	St. Louis	Jacob Green (Former Seahawks DE)
09/27	Chicago	Jim Whittaker (Mountaineer)
10/11	Jacksonville	Edwin Bailey (Former Seahawks G)
10/18	Arizona	Rusty Tillman (Former Seahawks Special Teams Coach)
11/8	Detroit	Huston Riley (War Veteran)
12/6	San Francisco	Fred Brown, John Johnson and Gus Williams (Former Supersonics)
12/20	Tampa Bay	Kasey Keller (Sounders FC Goalkeeper)
01/02	Tennessee	Ken Griffey Jr. (Former Mariners CF)

2008 SEASON

08/16	Chicago	Paul Moyer (Former Seahawks DB)
08/29	Oakland	J.P. Patches (Children's TV Personality)
09/14	San Francisco	Chris Gray (Former Seahawks G)
09/21	St. Louis	Kenny Mayne (ESPN Reporter)
10/12	Green Bay	Gary Payton (Former NBA and Sonic All-Star)
11/02	Philadelphia	John L. Williams (Former Seahawks FB)
11/16	Arizona	Ricky Watters (Former Seahawks RB)
11/23	Washington	Hope Solo (Olympian Goalkeeper)
12/07	New England	Sam Adkins (Former Seahawks QB)
12/21	N.Y. Jets	Kathy Holmgren (Coach Holmgren's wife)

**PAUL ALLEN**

2007 SEASON

08/25	Minnesota	Dan Doornink (Former Seahawks FB)
08/30	Oakland	Jeff Bryant (Former Seahawks DT)
09/09	Tampa Bay	Mama Blue (Longtime Seahawks Fan)
09/23	Cincinnati	Apolo Ohno (Olympian)
10/14	New Orleans	Mack Strong (Former Seahawks FB)
10/21	St. Louis	Ichiro Suzuki (Mariners CF)
11/12	San Francisco	Drew Carey (Sounders FC Minority Owner, Actor)
11/18	Chicago	Matt Cameron (Pearl Jam) & Jerry Cantrell (Alice in Chains)
12/9	Arizona	Sig Hansen (Deadliest Catch)
12/23	Baltimore	Robbie Tobeck (Former Seahawks C)
01/05	Washington	Jamie Moyer (Former Mariners Pitcher)

2006 SEASON

08/12	Dallas	Hugh McElhenny (Pro Football Hall of Fame)
08/31	Oakland	Norm Johnson (Former Seahawks K)
09/17	Arizona	Cortez Kennedy (Hall of Fame Seahawks DT)
09/24	N.Y. Giants	Pike Place Market Fish Mongers
10/22	Minnesota	Dave Niehaus (Mariners Broadcaster)
11/06	Oakland	Warren Moon (Pro Football Hall of Fame)
11/12	St. Louis	Lenny Wilkens (Former Seattle Sonics Coach)
11/27	Green Bay	Kasey Kahne (NASCAR Driver)
12/14	San Francisco	Bill (The Beerman) Scott
12/24	San Diego	Josh Lucas (Actor)
01/06	Dallas	Marcus Trufant (Former Seahawks CB)

2005 SEASON

08/22	Dallas	David Eger (Inaugural BGSC Champion)
09/02	Minnesota	Sam McCullum (Former Seahawks WR)
09/18	Atlanta	Joe Nash (Former Seahawks NT)
09/25	Arizona	Chuck Knox (Former Seahawks Head Coach)
10/16	Houston	Ed Viesturs (World Renowned Mountain Climber)
10/23	Dallas	Efren Herrera (Former Seahawks K)
11/13	St. Louis	Manu Tuiasosopo (Former Seahawks DT)
11/27	N.Y. Giants	Lorenzo Romar (UW Men's Basketball Coach)
12/11	San Francisco	Kenny Easley (Former Seahawks S)
12/24	Indianapolis	Jack Patera (Original Seahawks Head Coach)
01/14	Washington	Ken Hamlin (Former Seahawks S)
01/22	Carolina	Paul Allen (Seahawks Chairman)

2004 SEASON

08/21	Denver	Steve Raible & Warren Moon (Seahawks Broadcast Team)
09/02	Minnesota	Bret McClure, Tara & Dana Kirk (Local Olympians)
09/26	San Francisco	Dave Krieg (Former Seahawks QB)
10/10	St. Louis	Don James (Former UW Head Football Coach)
10/31	Carolina	Eugene Robinson (Former Seahawks S)
11/21	Miami	Chuck Nelson & Jack Thompson (Former UW Kicker, WSU QB Representing Apple Cup Week)
11/28	Buffalo	John Nordstrom (Representing Original Ownership)
12/06	Dallas	Edgar Martinez (Former Mariners Great)
12/24	Arizona	Rangers from Ft. Lewis (In Honor of Pat Tillman)
01/02	Atlanta	Mothers of Seahawks Players
01/08	St. Louis	Ring of Honor Members

2003 SEASON

10/12	San Francisco	12 Original Season Ticket Holders
10/19	Chicago	Cortez Kennedy (Hall of Fame Seahawks DT)
11/02	Pittsburgh	Curt Warner (Former Seahawks RB)
11/16	Detroit	Steve Largent (Former Seahawks WR)
11/30	Cleveland	Mike McCormack (Former Seahawks GM)
12/21	Arizona	Frosty Westering (Former PLU Head Coach)



Sea Gals



The 2016 Sea Gals



*Sea Gals Director
Sherri Thompson*

Thirty-two women make up the 2016 Sea Gals, a sideline dance group that balances a busy schedule of practicing, performing and making public appearances in the community throughout the year.

Sherri Thompson, who has been involved with the Sea Gals since 1981 as a squad member (1981-83) and choreographer (1984-86) will begin her 32nd year as director. Former Sea Gal Courtney Moore will begin second season as the Sea Gal's choreographer. In addition to numerous practices and game day performances, the Sea Gals are heavily involved in the community, donating much of their time to benefit local charities and organizations.

For the past 27 years, the Sea Gals hold an annual fundraising event to provide Christmas presents for the women and children living at a local women's shelter. The dance group also established the Sea Gal's Guild at Seattle Children's Hospital, which they contribute to annually. The Sea Gals raised more than \$30,000 at their annual auction and designated Broadview Women and Children's Shelter and the Sea Gals Guild at Seattle Children's Hospital as recipients.

The Junior Sea Gals has become a popular program for girls ages 7 – 14 and sold out in minutes for the third consecutive year. The Sea Gals work directly with these young ladies to develop character, team building, and dance skills.

The Sea Gals "Show Group" performs a variety show that includes colorful costume changes, character dance routines, singing and crowd participation. The Show Group has performed across the nation, Middle East and European military bases.

BLITZ & BOOM

As the Seahawks mascot, Blitz does his part to make sure CenturyLink Field is the loudest, most exciting stadium in the NFL. When Blitz isn't entertaining fans at CenturyLink Field, he can be found at local schools supporting the PLAY 60 program, visiting communities or attending private events, more than 350 appearances in 2015. Blitz is available to attend birthday parties, company events, weddings, etc. Send invitations to Blitz@seahawks.com.

Born: September 13, 1998
Birthplace: Kingdome
Home: CenturyLink Field
Height: 6' 1" (a touchdown & extra point)
Weight: Featherweight
Hobbies: Reading, Fitness and Birdwatching

Learn more about Blitz:

- Seahawks.com/gameday/Blitz
- [Facebook.com/BlitztheSeahawk](https://www.facebook.com/BlitztheSeahawk)
- Twitter at @BlitztheSeahawk




BOOM arrived in Seattle at halftime during the Seahawks versus Broncos game on September 21, 2014 at CenturyLink Field. BOOM is an adolescent member of the Seahawks family and is very visible in the community, attending many of the Seahawks family friendly events. Fans will be able to meet BOOM at team-based events, in Touchdown City before Seahawks games and roaming the concourses throughout the game.

Follow BOOM on twitter @BoomtheSeahawk

TAIMA

This living symbol of the team is a nine-year-old, male augur hawk, who's Native American name means "Thunder". Taima has been with the Seahawks since birth and can be seen leading the team out of the tunnel before each game at CenturyLink Field. He can also be seen on the sidelines and in Touchdown City before home games.



BLUE THUNDER

Launched in the summer of 2004, Blue Thunder is a high-energy drum-line comprised of local musicians, some with more than 20 years in the industry. BlueThunder uses a variety of rhythms and visuals, incorporating rock-n-roll percussion alongside drum corps style, endearing them to Seahawks fans of all ages. All music and choreography is original; arranged and written by members of Blue Thunder.

Blue Thunder is available for parades, parties and corporate/community events. For booking information please visit Seahawks.com/gameday/blue-thunder.



DELTA DENTAL

JUNIOR 12S KIDS CLUB

Seahawks Junior 12s Kid's Club program is designed for fans ages 5-12 and membership in the club is free. All members receive Junior 12s quarterly e-newsletters, opportunities to purchase tickets to Seahawks events including Draft Day, Training Camp and Junior 12s Holiday Party and invitations to Discount Days at the team's Pro Shop. For Junior 12s interested in more insider access, the team has developed two additional levels with annual membership fees, the All-Pro for \$20 or MVP at \$50. Both All-Pro and MVP members will be eligible to win two free Seahawks game tickets at CenturyLink Field during the 2016 season.

All-Pro members will receive Junior 12s quarterly e-newsletters, opportunities to purchase tickets to exclusive events, priority registration for Seahawks events including Draft Day, Family Football Fest, Gatorade Jr. Training Camps and Training Camp practice sessions, invitations to Discount Days at the team's Pro Shop, one ticket for a behind-the-scenes tour or CenturyLink Field and a Junior 12s Starter Kit. The Junior 12s Starter Kit includes: Seahawks jersey lunch cooler, silly putty,

arm sleeve, exclusive poster and official membership card with lanyard.

MVP members will receive all the benefits of the Rookie and All-Pro levels in addition to one ticket to the following events: player autograph sessions, Seahawks Movie Night at VMAC (team's headquarters), Hawktober Pumpkin Patch Party and Junior 12s Holiday Party. MVP members will receive priority registration and entrance for all Junior 12s events and have access to a Seahawks post-game field photo at CenturyLink Field.



SEA HAWKERS 2016

Sea Hawks Booster Club is the official fan organization of the Seattle Seahawks. Today, more than 10,000 members participate in 55 chapters throughout the world with the primary goal to support the team and charities throughout their communities.

Benefits of a Sea Hawks membership include: monthly club meetings, access to Sea Hawks "tailgate zone" in Touchdown City prior to all home games, opportunity to attend the annual Sea Hawks picnic at VMAC and end of year banquet attended by Seahawks players and staff, plus exclusive offers not available to the general public.

Visit SeaHawkers.org.



AMERICAN FAMILY INSURANCE TOUCHDOWN CITY

American Family Insurance Touchdown City is a high energy, interactive pregame gathering place where fans meet and prepare for each Seahawks home game.



The Seahawks Legends Experience, which opened in 2015, features a museum-like design that guides fans through highlights of more than 40 years of Seahawks history. The exhibit features unique stories from the club's past, iconic artifacts, authentic locker room gear, historic video and images, and a stage where a Seahawks Legend will sign autographs two hours prior to each home game.

American Family Insurance Touchdown City features more than 30

displays including interactive games and contests, photo opportunities, airbrush tattoos and hair painting, performances by Sea Gals and Blue Thunder, appearances by Blitz and BOOM, 710 ESPN's pregame broadcast stage with live reports and pregame analysis and a Seahawks Pro Shop Kiosk.

Admission into Touchdown City is free and open to all Seahawks fans three hours before each home game. Touchdown City is located inside the CenturyLink Field Event Center, which is connected to the south end of CenturyLink Field.



SEAHAWKS PRO SHOP



The Seahawks Pro Shop is your premier destination for the best selection of authentic Seahawks merchandise. Conveniently located at four Puget Sound locations, The Pro Shop features a wide range of products from Nike, New Era, Majestic and more. Find everything from jerseys to sweatshirts, caps to 12 flags; The Pro Shop has everything you need for game day.

Visit us at CenturyLink Field, Downtown Seattle at 4th and Pike, Renton Landing, or Alderwood Mall. For the best selection of Seahawks merchandise online, fans can also shop at Proshop.Seahawks.com.

For more information on in-store promotions, player appearances and location hours, visit Seahawks.com/ProShop or call 206-682-2900.



Both the renovated stadium Pro Shop and the Pike Street location feature the full line of Seahawks jerseys, hats, apparel and merchandise.

SEAHAWKS LEGENDS

KEEPING THE SEAHAWKS LEGACY ALIVE



Seahawks Legends is part of a series of programs designed to help former NFL players connect with each other, their former teams and the NFL.

In 2015, more than 50 Seahawks Legends made over 150 appearances, throughout Washington State, ranging

from community celebrations, football camps, check presentations, fan rallies, hospital visits and other events and programs.

During last season's home opener, more than 75 Legends participated in the Homecoming Weekend as part of the team's 40th Anniversary.



PRESIDENT'S FAN ADVISORY COUNCIL

In 2013, the Seahawks announced the formation of the President's Fan Advisory Council. Seahawks President Peter McLoughlin called for the council as an effort to better enhance the fan experience in the stadium on game days, in addition to creating a line of communication which will offer quality feedback and constructive discussion, directly from the 12s. More than 2,000 fans applied for the two-year appointment to assist team executives in the evaluation and enhancement of the overall Seahawks fan experience.

Members of the President's Fan Advisory Council have direct access, both online and face-to-face, with team executives in addition to an open forum to share

their thoughts and ideas with those who can implement change.

The council is comprised of 24 season ticket members from varied backgrounds and cities throughout the Northwest.

Following the Council's selection and first meeting in 2013, it was proposed that the team open the entire stadium to all fans three hours before kickoff, instead of just suites and club ticket-holders, who were already permitted to enter three hours prior. McLoughlin and the Seahawks liked the proposal and made the decision to implement the change immediately.

The Council meets quarterly.



SEAHAWKS BROADCASTING

TELEVISION

Seahawks Broadcasting is the Emmy® Award winning in-house production and syndication unit of the Seattle Seahawks. Now in its 19th season, Seahawks Broadcasting produces some of the most-watched and critically acclaimed sports broadcasts in the Pacific Northwest including the first NFL Team broadcast of a game in High Definition (1999).

SEAHAWKS TELEVISION NETWORK

Kick off the 2016 season with the Seahawks preseason telecasts on the Seahawks Television Network.

PRESEASON FOOTBALL

Saturday, August 13	at Kansas City Chiefs	1:30 p.m. PDT	Q13 FOX
Thursday, August 18	Minnesota Vikings	7:00 p.m. PDT	Q13 FOX
Thursday, August 25	Dallas Cowboys	7:00 p.m. PDT	Q13 FOX
Thursday, September 1	at Oakland Raiders	7:00 p.m. PDT	Q13 FOX

CURT MENEFFEE - PLAY-BY-PLAY

Curt Menefee begins his eighth season with the Seahawks broadcasting team as the play-by-play announcer for preseason telecasts. Menefee currently hosts FOX's award-winning NFL pre-game show, *FOX NFL Sunday*. Prior to taking over as full-time host in 2007, he called play-by-play for NFL and NFL Europe League games on FOX Sports and FSN.

BROCK HUARD - ANALYST

Former Seahawks QB and local sports radio personality, Brock Huard, begins his fourth season in the Seahawks broadcast booth as the preseason television analyst. The former University of Washington star and Puyallup High School All-American has been calling college football for ESPN since August 2008, working as a college football analyst for ESPN and ABC's Saturday games. Since 2009, Huard has co-hosted a sports radio morning show on 710 ESPN Seattle. After a standout high school career at Puyallup and a record-setting stint at the UW, Huard went on to play six years in the NFL, including four spent with the Seahawks, from 1999-2001 and 2004.

"SEAHAWKS ALL-ACCESS"

Join former Seahawks QB Warren Moon and ROOT Sports' Angie Mentink for "Seahawks All-Access." Beginning with training camp, as the title implies, "All-Access" gives the Seahawks fan a perspective on the club not seen anywhere else through exclusive footage and in-depth analysis. Catch "Seahawks All-Access" each Wednesday night on ROOT Sports.

"SEAHAWKS SATURDAY NIGHT"

"Seahawks Saturday Night" returns August 6 for its fourth season in primetime at 10:30pm on Q13 FOX and 9:30pm on JOEtv. The half-hour program will feature a player "mic'd up" every week to get a real feel for what's happening on the field and an exclusive one-on-one with Coach Carroll.

"SEAHAWKS PRESS PASS"

Get 30-minutes of Seahawks news every Wednesday with "Seahawks Press Pass." Hear from Pete Carroll and Seahawks players as they address the media and prepare for their upcoming opponent. Get your "Press Pass" every Wednesday night of the regular season on ROOT Sports.

SEAHAWKS BROADCASTING

SEAHAWKS RADIO NETWORK

Seahawks Radio can be found on 710 ESPN Seattle, the flagship station for the 2016 season, and 97.3 KIRO FM. Wall to wall coverage begins each game day with the “Pre-game Huddle” hosted by Dori Monson and joined by former Seahawks Paul Moyer, Sam Adkins, Dave Wyman and Jordan Babineaux. Steve Raible and Warren Moon follow with the call in the booth with Jen Mueller providing sideline reports, and the broadcast day concludes with a post-game show featuring exclusive interviews with Seahawks players from the locker room.

“SEAHAWKS HUDDLE”

“Seahawks Huddle,” the club’s weekly radio show, can be heard on 710 ESPN Seattle every Thursday from 12:00-2:00 p.m. Beginning during training camp, the “Huddle” offers an inside look at the Seahawks and the NFL and features Seahawks players, coaches and guests from around the League.

STEVE RAIBLE – PLAY-BY-PLAY

Steve Raible returns for his 35th season in the radio booth, his 13th as the play-by-play announcer and “Voice of the Seahawks” after 22 seasons as the Seahawks analyst. An original member of the Seahawks, Raible played wide receiver from 1976-81 and has missed only four games in the franchise’s history, either as a player or broadcaster after suffering a collapsed lung vs. Oakland in 1981. Steve also co-authored the book, “Tales from the Seahawks Sideline” with former Tacoma NewsTribune beat writer, Mike Sando, who is currently working for ESPN. Following his football career, Steve joined KIRO-TV where he has won five local Emmy Awards including two for “Best Anchor.” He currently anchors KIRO-7 Eyewitness News at 5:00, 6:00 and 11:00 p.m.

One of the Northwest’s favorite masters of ceremonies, Steve has twice been honored with the United Way Community Service Award and was named Outstanding Role Model of 2000 by Big Brothers/Big Sisters. He was also honored by Governor Christine Gregoire proclaiming May 4, 2005, as Steve Raible Day in honor of his community activities. He was a 2001 recipient of the prestigious NCAA Silver Anniversary Award along with former Seahawks teammate, Steve Largent.

A graduate of Georgia Tech and a member of the school’s athletic Hall of Fame, Steve lives in Seattle with his wife, Sharon.

WARREN MOON – ANALYST

Hall of Fame quarterback, Warren Moon, returns to the Seahawks radio team for his 13th season after serving as the preseason television analyst for the previous two seasons. After finishing a playing career in which he was nominated to an NFL record eight-straight Pro Bowls (1988-95), adding a ninth overall in 1997, Moon has become one of football’s leading broadcast analysts. He has spent recent years as a Westwood One radio analyst and sideline reporter and also spent time in the booth during Fox Sports Net’s Pac-12 College Game of the Week.

The 17-year NFL veteran played for the Seahawks from 1997-98, setting the franchise record for passing yards in one season with 3,678 in 1997, surpassed by Matt Hasselbeck in the 2003 season. He also ranks in the top-10 of a number of categories all-time in the NFL record books, including most career passing yards (seventh with 49,325), most career completions (seventh with 3,988), most yards passing in a single game (tied-first with 527) and most passing touchdowns (ninth with 291).

Named the NFL’s Man of the Year in 1989 for his work in the community, Warren established the Crescent Moon Foundation in 1989 to raise money for college academic scholarships in Seattle, Los Angeles, Houston, and Minneapolis/St. Paul. He remains active in charity work. Warren has worked as an ambassador for the NFL promoting the game of football both nationally and internationally to young people.



Seahawks broadcast team: Raible (left), Moon (right) and Jen Mueller (middle), who begins her eighth season as the sideline reporter.

SEAHAWKS BROADCASTING

TELEVISION NETWORK

PRESEASON TELECASTS

WASHINGTON

	Station	Network
Seattle	KCPQ - 13	FOX
Spokane	KAYU - 28	FOX
Tri-Cities	KFFX - 11	FOX
Yakima	KCYU - 41	FOX

IDAHO

Boise	KIVI - 6	ABC
Twin Falls	KSAW - 52	ABC
Sun Valley	KSAW - 52	ABC

OREGON

Bend	KFXO - 39	FOX
Eugene	KLSR - 34	FOX
Medford	KMVU - 26	FOX
Portland	KPTV - 12	FOX

HAWAII

	Station	Network
Honolulu	KHNL - 13	NBC

ALASKA

Anchorage	KYUR - 13	ABC
Fairbanks	KATN - 2	ABC
Juneau	KJUD - 8	ABC

SEAHAWKS ALL-ACCESS

Northwest Region ROOT Sports Cable

SEAHAWKS PRESS PASS

Northwest Region ROOT Sports Cable

SEAHAWKS SATURDAY NIGHT

Seattle KCPQ - 13 FOX

RADIO NETWORK

WASHINGTON

	Station	Frequency
Aberdeen	KDUX	104.7 FM
Bellingham	KPUG	1170 AM
Centralia	KMNT	104.3 FM
Chelan	KOZI	93.5 FM
Colfax	KMAX	840 AM
Colville	KCRK	92.1 FM
Ellensburg	KXLE	1240 AM
Forks	KFKB	1490 AM
Grand Coulee	KEYG	98.5 FM
Longview	KEDO	1400 AM
Moses Lake	KBSN	1470 AM
Mt. Vernon	KAPS	660 AM
Mt. Vernon	KAPS	102.1 FM
Olympia	KAYO	96.9 FM
Omak	KNCW	92.7 FM
Port Angeles	KONP	1450 AM
Seattle	ESPN	710 AM
Seattle	KIRO	97.3 FM
Shelton	KMAS	1030 AM
Shelton	KMAS	104.1 FM
Spokane	KHTQ	94.5 FM
Tri-Cities	KONA	610 AM
Walla Walla	KUJ	1420 AM
Wenatchee	KPQ	560 AM
Yakima	KIT	1280 AM
Yakima	KIT	99.3 FM

ALASKA

Anchorage	KBYR	700 AM
Anchorage	KTMB	102.1 FM
Cordova	KLAM	1450 AM
Juneau	KINY	800 AM

ALASKA, CONTINUED

Kodiak Island	KVOK	560 AM
Kodiak Island	KVOK	98.7 FM
Sitka	KIFW	1230 AM

BRITISH COLUMBIA

Kamloops	Radio NL	610 AM
Kelowna	CKFR	1150 AM
Vancouver	TSN	1040 AM
Victoria	CFAX	1070 AM

IDAHO

Boise	KBOI	670 AM
Lewiston	KCLK	1430 AM
St. Maries	KOFE	1240 AM

MONTANA

Helena	KCAP	950 AM
Missoula	KGRZ	1450 AM
Missoula	KGRZ	92.7 FM
Missoula	KYLT	1340 AM

OREGON

Astoria	KCRX	102.3 FM
Baker City	KKBC	95.3 FM
Bend	KRCO	690 AM
Bend	KRCO	96.9 FM
Eugene	KUJZ	95.3 FM
La Grande	KRJT	105.9 FM
Lebanon	KGAL	1580 AM
Medford	KTMT	580 AM
Newport	KCUP	1230 AM
Pendleton	KTIX	1240 AM
Portland	KFXX	1080 AM
Portland	KGON	92.3 FM
The Dalles	KODL	1440 AM
The Dalles	KOOL	99.1 FM



In 1996, Paul G. Allen obtained an option to purchase the Seattle Seahawks and launched a campaign to win public support for a new world-class football/ soccer stadium and exhibition center. Six years later, the dream became reality as the Seahawks opened the 2002 preseason against the Indianapolis Colts in Seahawks Stadium, renamed Qwest Field on June 2, 2004. After seven seasons, the stadium was renamed CenturyLink Field on June 23, 2011.

The CenturyLink Field stadium complex includes CenturyLink Field and the 200,000 sq. ft. CenturyLink Field Event Center. The versatile Event Center is often converted into an intimate music theater to host a wide array of musical acts from Paul Simon to Snoop Dogg. CenturyLink Field and CenturyLink Field Event Center host approximately 185 events that attract more than two million attendees annually. In 2011, the stadium served as host to U2 with more than 70,000 fans in attendance, the largest attend event since the stadium opened in 2002.

FIRST & GOAL INC.

In June of 1997, Washington State voters approved a funding package to build a new football/soccer stadium and exhibition center. With that, Paul G. Allen and Football Northwest created First & Goal Inc., to manage the stadium and event center on a daily basis.

CENTURYLINK FIELD FACTS AND FIGURES

- CenturyLink Field, CenturyLink Field Event Center and WaMu Theater host more than 165 events per year that attract more than two million attendees
- FGI employs over 800 staff for the 10 Seahawks game days and over 400 staff for the 18 Sounders FC matches each season
- 68,000 fixed seats
- 1,400 seats for people with disabilities and their companions – compared to 70 at the Kingdome
- 63 restrooms (799 toilets/364 urinals) – twice as many as the Kingdome
- 100% of urinals are retrofitted with low-flow fixtures, saving more 1.3 million gallons of water every year.
- 12 elevators – compared to three at the Kingdome
- 50 concession stands and 47 beer concessions – twice as many per person as the Kingdome
- 97% of the concrete from the Kingdome was processed and recycled (35% built into CenturyLink Field)
- 2,000 car garage
- Six electric vehicle chargers - four in north lot and two in the garage
- Events hosted in the CenturyLink Field Event Center have generated more than \$2.1M for Common School Fund

RECENT UPGRADES

- In 2012, two Mitsubishi Electric Diamond Vision video displays were installed. The new video displays introduced fans to a new and enhanced viewing experience.
- In 2013, capital improvements to the stadium included an expanded and re-designed retail store with an increased footprint from 3,000 to 7,400 square feet and 30 new mobile points-of-sale in addition to a new Beer Hall featuring 14 different selections. FGI installed 47 new digital menu boards and HD TVs to provide flexibility in pricing and menu and 40 additional fixed and portable points of sale.
- In 2014, the Seahawks and Verizon made significant enhancements to the wireless network at CenturyLink Field to provide fans with free open access to Wi-Fi. Super Bowl XLVIII Roman Numerals were installed in the Northwest Plaza.
- In 2015, the Seahawks constructed the Toyota Fan Deck (pictured below), which adds 1,000 padded seats in two new seating sections in the south end upper level. The Seahawks also added eight new suites in the club level.
- This past offseason, the Seahawks added a high definition LED board below the upper bowl, renovated the working press box and added four new Press Box suites.



FGI RESOURCE CONSERVATION PROJECT

In 2011, FGI implemented an energy conservation project that included the installation of a vast rooftop solar array; performance monitoring and other smart technologies, including high-efficiency lighting, mechanical system upgrades and ultra-low flow water fixtures; an LED stadium arch lighting system; and six electrical vehicle charging stations. The project was led by Seattle-based McKinstry.

The project has reduced annual utility costs by an average of 25% percent and carbon emissions by 1,666 metric tons per year; the equivalent of removing 319 cars from the roadway, or powering 161 homes.

In 2015, all of the Event Center HID hi bay lighting fixtures with a one-for-one LED fixture. This reduced the lighting load by over 50%, provided greater lighting uniformity and provides significant future operational savings. As of March 2016, measurement and verification totals show the Event Center is on track to save an estimated 900,055 kWh of electricity and 3,888 kW of demand.

In addition, we replaced 76 fluorescent tubes in the Event Center restrooms with new LED fixtures. An annual 13,096 kWh of energy savings is projected for this project.

96% of all janitorial supplies purchased are Green Seal Certified. The facility continues to use Electronically Activated Water for cleaning saving the use of thousands of gallons of chemicals and the associated carbon footprint of manufacturing, packaging, distribution and transportation.

In addition, 2015 was the 10th anniversary of waste tracking. FGI recycled or composted 96.5% of all facility waste with more than 1,313 tons of materials diverted from the landfill in 2015. Waste tracking began in 2006 when the facility recorded a diversion rate of 4.66%.

CENTURYLINK FIELD FUNDING

The \$430 million facility is owned by the public and was funded by a private-public partnership. Private contributions totaled at least \$130 million, while the public contributed up to \$300 million through a lottery and a variety of taxes generated by events in the stadium/exhibition center.

A breakdown of the funding package:

- \$130 million private investment led by Paul G. Allen
- \$127 million from new, sports related lottery games, similar to the Mariners' baseball-themed scratch games
- \$101 million in sales taxes collected in King County attributable to events in the stadium/event center
- \$56 million from facility admission and parking taxes
- \$15 million from extending King County's share of the existing hotel-motel tax
- Paul G. Allen agreed to pay for any construction cost overruns
- \$1 million per year of in-kind advertising for the new lottery games will be provided by Paul G. Allen
- All excess stadium revenues will fund youth athletic facilities throughout Washington State in addition to a \$10 million contribution from Paul G. Allen
- \$14 million of the public contribution will come from interest earned on the \$50 million private contribution from Paul Allen
- As an added measure, the debt on the Kingdome was retired, freeing property taxes for other purposes

VIRGINIA MASON ATHLETIC CENTER

The Seahawks moved into the 200,000 square foot waterfront facility in August 2008. Virginia Mason Athletic Center (VMAC) is the second-largest facility in the NFL.

The property is bounded by Interstate 405 to the east, Lake Washington to the west, residential property to the north and 44th Street to the south.

The privately funded practice facility is situated on 19 acres of industrial property. It houses a permanent indoor practice facility, and the team's entire front office. In addition, there are three outdoor practice fields, 50,000 square feet of training facility space, 15,000 square feet of player meeting space and 48,000 square feet of administrative office space. VMAC allows fans to watch practice during training camp.

Purchased by Vulcan Real Estate in 2000, the land was formerly home to a coal tar refinery & creosote plant, since remediated by Vulcan in concert with the City of Renton and the Washington State Department of Ecology. The project will improve the environmental climate of Renton and its wetlands by improving and redeveloping the site. Since the team's inaugural season in 1976, the

Seahawks were housed at Carillon Point for 10.5 years from 1976-86.





VIRGINIA MASON ATHLETIC CENTER

Official Name	Virginia Mason Athletic Center The facility name is part of a broad Seattle Seahawks and Virginia Mason partnership to support the health and well-being of our community
Location	The site is bounded by Interstate 405 to the east, Lake Washington to the west, residential properties to the north and open land area to the south. Its southern boundary is located approximately 1/4 of mile north of 44th Street.
Site Size	Approximately 19.0 acres of buildable land area.
Project Size	Approximately 200,000 gross square feet of enclosed space including the indoor practice field.
Building Size	Approximately 124,000 gross square feet of administration and training facilities.
Outdoor Fields Area	Three regulation size grass fields
Indoor Practice Area	One regulation size artificial field with clear height of 95' allowing for kicking and punting.
First Floor	Team area and auditorium, including locker room, lounge, training room, weight room, team meeting rooms and media production studios.
Second Floor	Seahawks football administration. Approximately 48,000 gross square feet of coaching and football personnel offices, draft room, cafeteria and weight room mezzanine.
Third Floor	Seahawks administrative offices.
Training Camp	The new facility will host Seahawks training camp.
VMAC Programming	The VMAC will serve as a location for health and community programming.
On Site Parking	Approximately 275 cars
Construction Schedule	18 months
Ground Breaking	January 2007
Completion Date	Summer 2008
Architects	Crawford Architects
Funding	Private
Property Owner	Port Quendall Company



Boyle



Montgomery



Babineaux



Drovetto

Online fans all over the world have the opportunity to stay up-to-date with Seahawks news at Seahawks.com or the Seahawks mobile app, the official web site and app of the Seattle Seahawks.

Fans are able to read game previews, post-game summaries, player spotlights, community event articles and all other Seahawks news from Seahawks.com's primary writers John Boyle and Tony Drovetto. The site also includes exclusive game day coverage with in-depth analysis, inside photos and scoring updates. Jackie Montgomery is your new online host for videos from practice while special host and former big playmaker Jordan Babineaux will also provide coverage on some of the more colorful off-field activities.

The Seahawks cheerleaders, the Sea Gals, also have their own website at SeaGals.com featuring photos, videos, and stories as well as tips on how to create the Sea Gal look.

Fans are encouraged to become Hawk Mail members as well to receive the free e-mail newsletter that features exclusive stories, and notifies subscribers of upcoming events, changes to the site.

Fans may also tune in for live video

streaming of coach and player press conferences every week during the season.

Fans are encouraged to follow the Seahawks and Coach Carroll on twitter: @Seahawks and @PeteCarroll, and in other forms of social media listed below.

On Facebook

[facebook.com/Seahawks](https://www.facebook.com/Seahawks)
[facebook.com/SeahawksProShop](https://www.facebook.com/SeahawksProShop)
[facebook.com/Sea.Gals](https://www.facebook.com/Sea.Gals)

On Twitter

@Seahawks @12s
 @PeteCarroll @winSeahawks
 @TheSeaGals @SeahawksProShop
 @BTDrumline @BlitzTheSeahawk

On Instagram

@Seahawks @SeahawksProShop
 @TheSeaGals @12s

On SnapChat

"Seahawks",
 "TheSeaGals"

On Pinterest

[Pinterest.com/SeattleSeahawks](https://www.pinterest.com/SeattleSeahawks)

On Google+

+Seahawks



The Kingdome was originally located on 35.9 acres. Due to construction of the new parking garage and event center the acreage is now 23.9 acres.

The Kingdome had the largest concrete roof in the world - 7.85 acres. A new roof and ceiling was completed in 1994. The new ceiling had improved acoustics through the use of a spray on cellulose material.

The building itself, contained 52,800 cubic yards of concrete and 443 tons of structural steel.

It was 250 feet high and 660 feet across to the inside walls making it wider than the Space Needle is tall.

The Kingdome hosted football, soccer, baseball, basketball, tennis, volleyball, rodeos, motor sports, concerts, meetings and trade & consumer shows of all types.

The Kingdome boasted the 43rd largest facility exhibition space in North America.

More than 72 million people entered the Kingdome through a variety of entertainment over 23 years.

Over 3,250 major events were held and many hundreds of smaller special events.

The largest event attendance at the Kingdome was 74,000, set on May 14, 1976 during a Billy Graham Crusade.

Original cost, including property, was \$67 million; another \$47 million in capital improvements was added over the years. The remaining debt on both the original cost and capital improvements is \$57 million.

TOP 10 MOMENTS*

November 7, 1976

First home win versus the Atlanta Falcons

November 16, 1981

First regular season victory over San Diego on Monday Night Football after eight straight previous defeats

December 24, 1983

First home playoff win versus the Denver Broncos

November 4, 1984

NFL record four interceptions returned for touchdowns against the Kansas City Chiefs

December 2, 1984

Clinched a playoff berth with a 38-17 win over Detroit

December 22, 1984

Eliminated defending Super Bowl Champion Los Angeles Raiders in the AFC Wild Card Game at the Kingdome

October 6, 1986

Steve Largent breaks the NFL record for consecutive games with a pass reception against San Diego on Monday Night Football

December 11, 1988

Seahawks score on their first six possessions in a 42-17 victory over the Denver Broncos/Largent hit on Mike Harden.

November 30, 1992

Play-by-play announcer Pete Gross is inducted into the Seahawks Ring of Honor

November 3, 1996

John Friesz threw for 323 yards, the first 300-yard passing game since 1990 in a 23-16 win over the Houston Oilers

**Top 10 Moments as voted on by Seahawks fans via the team's official web site, www.seahawks.com, prior to the final regular season game played on December 26, 1999.*

The roof and ceiling renovation was \$70 million.

The total debt on the Kingdome is \$127 million with the majority of it due to be retired in the year 2016.

Annual payments of \$6.3 million are received from a 2 percent hotel/motel room tax and a 1 percent rental car tax. This pays for the original construction, the roof and ceiling repair and millions of dollars in improvements.

The stadium employed 70 full-time staff and up to 1,200 part-time event personnel.

At one point, the Kingdome was home to four professional sports- baseball, football, basketball and soccer (*Seattle Sounders*).

The Kingdome was imploded on March 26, 2000.

HUSKY STADIUM



The Seattle Seahawks played their entire 2000 and 2001 home schedule at Husky Stadium. With the demolition of the Kingdome and creation of the new football stadium, the Seahawks looked to the home of the Washington Huskies for the 2000 and 2001 NFL seasons.

Seating capacity at Husky Stadium for Seahawks games was 68,589, with nearly 70 percent of those seats between the endzones.

The Seahawks played three regular season and two preseason games at the

stadium in 1994, when ceiling tiles fell from the Kingdome's roof.

Built in 1902 at a cost of \$600,000, the stadium's initial capacity was 30,000. The stadium officially opened on November 27, 1920, when Dartmouth defeated the University of Washington, 28-7.

Capacity was increased to 40,000 in 1936 and again to 55,000 in 1950. The second of these upgrades included roof-covered seats in the south stands and cost \$1.7 million.

The current press box was originally constructed as part of the 1950 expansion.

An additional 4,000 seats were added in 1968, to take capacity to 59,000.

Husky Stadium became just the second stadium to don AstroTurf, when it replaced the original natural grass in 1968. The University of Washington supplied more than 200 pairs of shoes for opponents, due to the rarity of the surface. The turf was replaced in 1972, 1977, 1987, 1995, and new FieldTurf was laid down in 2000. Seating capacity increased one more time in 1987, in a \$13 million project.

FORMER KIRKLAND HEADQUARTERS



From June 18, 1986, through training camp of 2008, the Seattle Seahawks office and training headquarters was located adjacent to Northwest College in Kirkland, Washington.

The two-story building went through major renovation that was completed in 1999, to create a first-class facility. The lower-level housed meeting rooms, locker rooms for the players and coaches, training and equipment rooms as well as an

expanded strength and conditioning area.

Upstairs houses the administrative offices, coaches offices, and conference rooms.

The Seahawks were able to practice on three regulation fields, two natural grass and one artificial turf. The original turf field was replaced by a new one in 1997. That field was then covered by an inflatable bubble as the weather worsened.

2016-2017 KEY DATES

2016

August 7 – Hall of Fame Game, Canton, Ohio (Green Bay vs. Indianapolis).

August 11-15 – First preseason weekend

August 30 – Clubs must reduce rosters to a maximum of 75 players

September 3 – Roster cut-down to maximum of 53 players

September 4 – Clubs may establish a practice squad of 10 players

September 8, 11-12 – 2016 Kickoff Weekend

November 1 – Trading deadline

January 1, 2017 – Regular season ends

2017

Saturday, January 7 – AFC and NFC Wild Card Playoffs

Sunday, January 8 – AFC and NFC Wild Card Playoffs

Saturday, January 14 – AFC and NFC Divisional Playoffs

Sunday, January 15 – AFC and NFC Divisional Playoffs

Sunday, January 22 – AFC and NFC Championship Games

Sunday, January 29 – Pro Bowl (Orlando, Fla.)

Sunday, February 5 – Super Bowl LI (FOX)

2016 PRESEASON SCHEDULE

**SUNDAY, AUGUST 7
(NFL/HALL OF FAME GAME)**

Green Bay vs. Indianapolis (Canton, OH) 8:00pm

WEEK 1 - AUGUST 11-14

THURSDAY, AUGUST 11

Washington at Atlanta 7 p.m. ET
Tampa Bay at Philadelphia 7 p.m. ET
Carolina at Baltimore 7:30 p.m. ET
New Orleans at New England 7:30 p.m. ET
Jacksonville at New York Jets 7:30 p.m. ET
Denver at Chicago 8 p.m. ET

FRIDAY, AUGUST 12

Miami at New York Giants 7 p.m. ET
Detroit at Pittsburgh 7 p.m. ET
Minnesota at Cincinnati 7:30 p.m. ET
Cleveland at Green Bay 8 p.m. ET
Oakland at Arizona 10 p.m. ET

SATURDAY, AUGUST 13

Seattle at Kansas City 4:30 p.m. ET
Indianapolis at Buffalo 7 p.m. ET
Dallas at Los Angeles 8 p.m. ET (ESPN)
San Diego at Tennessee 8 p.m. ET

SUNDAY, AUGUST 14

Houston at San Francisco 7 p.m. ET

WEEK 2 - AUGUST 18-20

THURSDAY, AUGUST 18

Philadelphia at Pittsburgh 7 p.m. ET
Cincinnati at Detroit 7:30 p.m. ET
Atlanta at Cleveland 8 p.m. ET
Oakland at Green Bay 8 p.m. ET
Chicago at New England 8 p.m. ET
Minnesota at Seattle 10 p.m. ET

FRIDAY, AUGUST 19

New York Jets at Washington 7:30 p.m. ET
Miami at Dallas 8 p.m. ET
Arizona at San Diego 9 p.m. ET

SATURDAY, AUGUST 20

Carolina at Tennessee 3 p.m. ET
New York Giants at Buffalo 4 p.m. ET
Baltimore at Indianapolis 7 p.m. ET
Tampa Bay at Jacksonville 7:30 p.m. ET

New Orleans at Houston 8 p.m. ET
San Francisco at Denver 9 p.m. ET
Kansas City at Los Angeles 10 p.m. ET

WEEK 3 - AUGUST 25-28

THURSDAY, AUGUST 25

Atlanta at Miami (Orlando, FL) 8 p.m. ET (NBC)
Dallas at Seattle 10 p.m. ET

FRIDAY, AUGUST 26

New England at Carolina 7:30 p.m. ET
Buffalo at Washington 7:30 p.m. ET
Pittsburgh at New Orleans 8 p.m. ET
Cleveland at Tampa Bay 8 p.m. ET (CBS)
Green Bay at San Francisco 10 p.m. ET

SATURDAY, AUGUST 27

Kansas City at Chicago 1 p.m. ET
Detroit at Baltimore 7 p.m. ET
Philadelphia at Indianapolis 7 p.m. ET
N.Y. Giants at N.Y. Jets 7:30 p.m. ET
Tennessee at Oakland 8 p.m. ET (CBS)
Los Angeles at Denver 9 p.m. ET

SUNDAY, AUGUST 28

San Diego at Minnesota 1 p.m. ET (FOX)
Arizona at Houston 4 p.m. ET (FOX)
Cincinnati at Jacksonville 8 p.m. ET (NBC)

WEEK 4 - SEPTEMBER 1

THURSDAY, SEPTEMBER 1

Jacksonville at Atlanta 7 p.m. ET
Tennessee at Miami 7 p.m. ET
New England at N.Y. Giants 7 p.m. ET
New York Jets at Philadelphia 7 p.m. ET
Pittsburgh at Carolina 7:30 p.m. ET
Indianapolis at Cincinnati 7:30 p.m. ET
Buffalo at Detroit 7:30 p.m. ET
Washington at Tampa Bay 7:30 p.m. ET
Chicago at Cleveland 8 p.m. ET
Houston at Dallas 8 p.m. ET
Green Bay at Kansas City 8 p.m. ET
Los Angeles at Minnesota 8 p.m. ET
Baltimore at New Orleans 8 p.m. ET
Denver at Arizona 9:30 p.m. ET
Seattle at Oakland 10 p.m. ET
San Francisco at San Diego 10 p.m. ET

2016 NFL SCHEDULE

WEEK 1

THURSDAY, SEPTEMBER 08, 2016

Carolina at Denver	6:30p (MT)	8:30p
--------------------	------------	-------

SUNDAY, SEPTEMBER 11, 2016

Tampa Bay at Atlanta	1:00p (ET)	1:00p
Buffalo Bills at Baltimore	1:00p (ET)	1:00p
Chicago at Houston	12:00p (CT)	1:00p
Green Bay at Jacksonville	1:00p (ET)	1:00p
San Diego at Kansas City	12:00p (CT)	1:00p
Oakland at New Orleans	12:00p (CT)	1:00p
Cincinnati at N.Y. Jets	1:00p (ET)	1:00p
Cleveland at Philadelphia	1:00p (ET)	1:00p
Minnesota at Tennessee	12:00p (CT)	1:00p
Miami at Seattle	1:05p (PT)	4:05p
N.Y. Giants at Dallas	3:25p (CT)	4:25p
Detroit at Indianapolis	4:25p (ET)	4:25p
New England at Arizona	5:30p (MST)	8:30p

MONDAY, SEPTEMBER 12, 2016

Pittsburgh at Washington	7:10p (ET)	7:10p
Los Angeles at San Francisco	7:20p (PT)	10:20p

WEEK 2

THURSDAY, SEPTEMBER 15, 2016

N.Y. Jets at Buffalo Bills	8:25p (ET)	8:25p
----------------------------	------------	-------

SUNDAY, SEPTEMBER 18, 2016

San Francisco at Carolina	1:00p (ET)	1:00p
Baltimore at Cleveland	1:00p (ET)	1:00p
Tennessee at Detroit	1:00p (ET)	1:00p
Kansas City at Houston	12:00p (CT)	1:00p
Miami at New England	1:00p (ET)	1:00p
New Orleans at N.Y. Giants	1:00p (ET)	1:00p
Cincinnati at Pittsburgh	1:00p (ET)	1:00p
Dallas at Washington	1:00p (ET)	1:00p
Tampa Bay at Arizona	1:05p (MST)	4:05p
Seattle at Los Angeles	1:05p (PT)	4:05p
Indianapolis at Denver	2:25p (MT)	4:25p
Atlanta at Oakland	1:25p (PT)	4:25p
Jacksonville at San Diego	1:25p (PT)	4:25p
Green Bay at Minnesota	7:30p (CT)	8:30p

MONDAY, SEPTEMBER 19, 2016

Philadelphia at Chicago	7:30p (CT)	8:30p
-------------------------	------------	-------

WEEK 3

THURSDAY, SEPTEMBER 22, 2016

Houston at New England	8:25p (ET)	8:25p
------------------------	------------	-------

SUNDAY, SEPTEMBER 25, 2016

Arizona at Buffalo Bills	1:00p (ET)	1:00p
Minnesota at Carolina	1:00p (ET)	1:00p
Denver at Cincinnati	1:00p (ET)	1:00p
Detroit at Green Bay	12:00p (CT)	1:00p
Baltimore at Jacksonville	1:00p (ET)	1:00p
Cleveland at Miami	1:00p (ET)	1:00p
Washington at N.Y. Giants	1:00p (ET)	1:00p
Oakland at Tennessee	12:00p (CT)	1:00p
San Francisco at Seattle	1:05p (PT)	4:05p
Los Angeles at Tampa Bay	4:05p (ET)	4:05p
San Diego at Indianapolis	4:25p (ET)	4:25p
N.Y. Jets at Kansas City	3:25p (CT)	4:25p
Pittsburgh at Philadelphia	4:25p (ET)	4:25p
Chicago at Dallas	7:30p (CT)	8:30p

MONDAY, SEPTEMBER 26, 2016

Atlanta at New Orleans	7:30p (CT)	8:30p
------------------------	------------	-------

WEEK 4

THURSDAY, SEPTEMBER 29, 2016

Miami at Cincinnati	8:25p (ET)	8:25p
---------------------	------------	-------

SUNDAY, OCTOBER 02, 2016

Indianapolis at Jacksonville (London)	2:30p (BST)	9:30a
Carolina at Atlanta	1:00p (ET)	1:00p
Oakland at Baltimore	1:00p (ET)	1:00p
Detroit at Chicago	12:00p (CT)	1:00p
Tennessee at Houston	12:00p (CT)	1:00p
Buffalo Bills at New England	1:00p (ET)	1:00p
Seattle at N.Y. Jets	1:00p (ET)	1:00p
Cleveland at Washington	1:00p (ET)	1:00p
Denver at Tampa Bay	4:05p (ET)	4:05p
Los Angeles at Arizona	1:25p (MST)	4:25p
New Orleans at San Diego	1:25p (PT)	4:25p
Dallas at San Francisco	1:25p (PT)	4:25p
Kansas City at Pittsburgh	8:30p (ET)	8:30p

MONDAY, OCTOBER 03, 2016

N.Y. Giants at Minnesota	7:30p (CT)	8:30p
--------------------------	------------	-------

Byes: Green Bay, Philadelphia

WEEK 5

THURSDAY, OCTOBER 06, 2016

Arizona at San Francisco	5:25p (PT)	8:25p
--------------------------	------------	-------

SUNDAY, OCTOBER 09, 2016

Washington at Baltimore	1:00p (ET)	1:00p
New England at Cleveland	1:00p (ET)	1:00p
Philadelphia at Detroit	1:00p (ET)	1:00p
Chicago at Indianapolis	1:00p (ET)	1:00p
Tennessee at Miami	1:00p (ET)	1:00p
Houston at Minnesota	12:00p (CT)	1:00p
N.Y. Jets at Pittsburgh	1:00p (ET)	1:00p
Atlanta at Denver	2:05p (MT)	4:05p
Cincinnati at Dallas	3:25p (CT)	4:25p
Buffalo Bills at Los Angeles	1:25p (PT)	4:25p
San Diego at Oakland	1:25p (PT)	4:25p
N.Y. Giants at Green Bay *	7:30p (CT)	8:30p

MONDAY, OCTOBER 10, 2016

Tampa Bay at Carolina	8:30p (ET)	8:30p
-----------------------	------------	-------

Byes: Jacksonville, Kansas City, New Orleans, Seattle

**ALL TIMES HOME TEAM
LOCAL TIMES FOLLOWED BY
EASTERN STANDARD TIME**

*- Sunday night games in Weeks 5-16 subject to change;
Week 17 game TBD

WEEK 6

THURSDAY, OCTOBER 13, 2016

Denver at San Diego 5:25p (PT) 8:25p

SUNDAY, OCTOBER 16, 2016

San Francisco at Buffalo Bills 1:00p (ET) 1:00p

Jacksonville at Chicago 12:00p (CT) 1:00p

Los Angeles at Detroit 1:00p (ET) 1:00p

Pittsburgh at Miami 1:00p (ET) 1:00p

Cincinnati at New England 1:00p (ET) 1:00p

Carolina at New Orleans 12:00p (CT) 1:00p

Baltimore at N.Y. Giants 1:00p (ET) 1:00p

Cleveland at Tennessee 12:00p (CT) 1:00p

Philadelphia at Washington 1:00p (ET) 1:00p

Kansas City at Oakland 1:05p (PT) 4:05p

Dallas at Green Bay 3:25p (CT) 4:25p

Atlanta at Seattle 1:25p (PT) 4:25p

Indianapolis at Houston * 7:30p (CT) 8:30p

MONDAY, OCTOBER 17, 2016

N.Y. Jets at Arizona 5:30p (MST) 8:30p

Byes: Minnesota, Tampa Bay

WEEK 7

THURSDAY, OCTOBER 20, 2016

Chicago at Green Bay 7:25p (CT) 8:25p

SUNDAY, OCTOBER 23, 2016

N.Y. Giants at

Los Angeles (London) 2:30p (BST) 9:30a

Cleveland at Cincinnati 1:00p (ET) 1:00p

Washington at Detroit 1:00p (ET) 1:00p

Oakland at Jacksonville 1:00p (ET) 1:00p

New Orleans at Kansas City 12:00p (CT) 1:00p

Buffalo Bills at Miami 1:00p (ET) 1:00p

Baltimore at N.Y. Jets 1:00p (ET) 1:00p

Minnesota at Philadelphia 1:00p (ET) 1:00p

Indianapolis at Tennessee 12:00p (CT) 1:00p

San Diego at Atlanta 4:05p (ET) 4:05p

Tampa Bay at San Francisco 1:05p (PT) 4:05p

New England at Pittsburgh 4:25p (ET) 4:25p

Seattle at Arizona * 5:30p (MST) 8:30p

MONDAY, OCTOBER 24, 2016

Houston at Denver 6:30p (MT) 8:30p

Byes: Carolina, Dallas

WEEK 8

THURSDAY, OCTOBER 27, 2016

Jacksonville at Tennessee 7:25p (CT) 8:25p

SUNDAY, OCTOBER 30, 2016

Washington at Cincinnati (London) 1:30p (GMT) 9:30a

Green Bay at Atlanta 1:00p (ET) 1:00p

New England at Buffalo Bills 1:00p (ET) 1:00p

N.Y. Jets at Cleveland 1:00p (ET) 1:00p

Detroit at Houston 12:00p (CT) 1:00p

Kansas City at Indianapolis 1:00p (ET) 1:00p

Seattle at New Orleans 12:00p (CT) 1:00p

Oakland at Tampa Bay 1:00p (ET) 1:00p

San Diego at Denver 2:05p (MT) 4:05p

Arizona at Carolina 4:25p (ET) 4:25p

Philadelphia at Dallas * 7:30p (CT) 8:30p

MONDAY, OCTOBER 31, 2016

Minnesota at Chicago 7:30p (CT) 8:30p

Byes: Baltimore, Los Angeles, Miami, NY Giants, Pittsburgh, San Francisco

WEEK 9

THURSDAY, NOVEMBER 03, 2016

Atlanta at Tampa Bay 8:25p (ET) 8:25p

SUNDAY, NOVEMBER 06, 2016

Pittsburgh at Baltimore 1:00p (ET) 1:00p

Dallas at Cleveland 1:00p (ET) 1:00p

Jacksonville at Kansas City 12:00p (CT) 1:00p

N.Y. Jets at Miami 1:00p (ET) 1:00p

Detroit at Minnesota 12:00p (CT) 1:00p

Philadelphia at N.Y. Giants 1:00p (ET) 1:00p

Carolina at Los Angeles 1:05p (PT) 4:05p

New Orleans at San Francisco 1:05p (PT) 4:05p

Indianapolis at Green Bay 3:25p (CT) 4:25p

Tennessee at San Diego 1:25p (PT) 4:25p

Denver at Oakland * 5:30p (PT) 8:30p

MONDAY, NOVEMBER 07, 2016

Buffalo Bills at Seattle 5:30p (PT) 8:30p

Byes: Arizona, Chicago, Cincinnati, Houston, New England, Washington

WEEK 10

THURSDAY, NOVEMBER 10, 2016

Cleveland at Baltimore 8:25p (ET) 8:25p

SUNDAY, NOVEMBER 13, 2016

Kansas City at Carolina 1:00p (ET) 1:00p

Houston at Jacksonville 1:00p (ET) 1:00p

Denver at New Orleans 12:00p (CT) 1:00p

Los Angeles at N.Y. Jets 1:00p (ET) 1:00p

Atlanta at Philadelphia 1:00p (ET) 1:00p

Chicago at Tampa Bay 1:00p (ET) 1:00p

Green Bay at Tennessee 12:00p (CT) 1:00p

Minnesota at Washington 1:00p (ET) 1:00p

Miami at San Diego 1:05p (PT) 4:05p

San Francisco at Arizona 2:25p (MT) 4:25p

Dallas at Pittsburgh 4:25p (ET) 4:25p

Seattle at New England * 8:30p (ET) 8:30p

MONDAY, NOVEMBER 14, 2016

Cincinnati at N.Y. Giants 8:30p (ET) 8:30p

Byes: Buffalo, Detroit, Indianapolis, Oakland

WEEK 11

THURSDAY, NOVEMBER 17, 2016

New Orleans at Carolina 8:25p (ET) 8:25p

SUNDAY, NOVEMBER 20, 2016

Buffalo Bills at Cincinnati 1:00p (ET) 1:00p

Pittsburgh at Cleveland 1:00p (ET) 1:00p

Baltimore at Dallas 12:00p (CT) 1:00p

Jacksonville at Detroit 1:00p (ET) 1:00p

Tennessee at Indianapolis 1:00p (ET) 1:00p

Tampa Bay at Kansas City 12:00p (CT) 1:00p

Arizona at Minnesota 12:00p (CT) 1:00p

Chicago at N.Y. Giants 1:00p (ET) 1:00p

Miami at Los Angeles 1:05p (PT) 4:05p

New England at San Francisco 1:25p (PT) 4:25p

Philadelphia at Seattle 1:25p (PT) 4:25p

Green Bay at Washington * 8:30p (ET) 8:30p

MONDAY, NOVEMBER 21, 2016

Houston at Oakland (Mexico City) 7:30p (CT) 8:30p

Byes: Atlanta, Denver, NY Jets, San Diego

WEEK 12

THURSDAY, NOVEMBER 24, 2016

Minnesota at Detroit	12:30p (ET)	12:30p
Washington at Dallas	3:30p (CT)	4:30p
Pittsburgh at Indianapolis	8:30p (ET)	8:30p

SUNDAY, NOVEMBER 27, 2016

Arizona at Atlanta	1:00p (ET)	1:00p
Cincinnati at Baltimore	1:00p (ET)	1:00p
Jacksonville at Buffalo Bills	1:00p (ET)	1:00p
Tennessee at Chicago	12:00p (CT)	1:00p
N.Y. Giants at Cleveland	1:00p (ET)	1:00p
San Diego at Houston	12:00p (CT)	1:00p
San Francisco at Miami	1:00p (ET)	1:00p
Los Angeles at New Orleans	12:00p (CT)	1:00p
Seattle at Tampa Bay	4:05p (ET)	4:05p
Kansas City at Denver	2:25p (MT)	4:25p
Carolina at Oakland	1:25p (PT)	4:25p
New England at N.Y. Jets *	8:30p (ET)	8:30p

MONDAY, NOVEMBER 28, 2016

Green Bay at Philadelphia	8:30p (ET)	8:30p
---------------------------	------------	-------

WEEK 13

THURSDAY, DECEMBER 01, 2016

Dallas at Minnesota	7:25p (CT)	8:25p
---------------------	------------	-------

SUNDAY, DECEMBER 04, 2016

Kansas City at Atlanta	1:00p (ET)	1:00p
Miami at Baltimore	1:00p (ET)	1:00p
San Francisco at Chicago	12:00p (CT)	1:00p
Philadelphia at Cincinnati	1:00p (ET)	1:00p
Houston at Green Bay	12:00p (CT)	1:00p
Denver at Jacksonville	1:00p (ET)	1:00p
Los Angeles at New England	1:00p (ET)	1:00p
Detroit at New Orleans	12:00p (CT)	1:00p
Buffalo Bills at Oakland	1:05p (PT)	4:05p
Washington at Arizona	2:25p (MT)	4:25p
N.Y. Giants at Pittsburgh	4:25p (ET)	4:25p
Tampa Bay at San Diego	1:25p (PT)	4:25p
Carolina at Seattle *	5:30p (PT)	8:30p

MONDAY, DECEMBER 05, 2016

Indianapolis at N.Y. Jets	8:30p (ET)	8:30p
---------------------------	------------	-------

Byes: Cleveland, Tennessee

WEEK 14

THURSDAY, DECEMBER 08, 2016

Oakland at Kansas City	7:25p (CT)	8:25p
------------------------	------------	-------

SUNDAY, DECEMBER 11, 2016

Pittsburgh at Buffalo Bills	1:00p (ET)	1:00p
San Diego at Carolina	1:00p (ET)	1:00p
Cincinnati at Cleveland	1:00p (ET)	1:00p
Chicago at Detroit	1:00p (ET)	1:00p
Houston at Indianapolis	1:00p (ET)	1:00p
Minnesota at Jacksonville	1:00p (ET)	1:00p
Arizona at Miami	1:00p (ET)	1:00p
Washington at Philadelphia	1:00p (ET)	1:00p
New Orleans at Tampa Bay	1:00p (ET)	1:00p
Denver at Tennessee	12:00p (CT)	1:00p
N.Y. Jets at San Francisco	1:05p (PT)	4:05p
Seattle at Green Bay	3:25p (CT)	4:25p
Atlanta at Los Angeles	1:25p (PT)	4:25p
Dallas at N.Y. Giants *	8:30p (ET)	8:30p

MONDAY, DECEMBER 12, 2016

Baltimore at New England	8:30p (ET)	8:30p
--------------------------	------------	-------

WEEK 15

THURSDAY, DECEMBER 15, 2016

Los Angeles at Seattle	5:25p (PT)	8:25p
------------------------	------------	-------

SATURDAY, DECEMBER 17, 2016

Miami at N.Y. Jets	8:25p (ET)	8:25p
--------------------	------------	-------

SUNDAY, DECEMBER 18, 2016

Philadelphia at Baltimore	1:00p (ET)	1:00p
Cleveland at Buffalo Bills	1:00p (ET)	1:00p
Green Bay at Chicago	12:00p (CT)	1:00p
Tampa Bay at Dallas	12:00p (CT)	1:00p
Jacksonville at Houston	12:00p (CT)	1:00p
Tennessee at Kansas City	12:00p (CT)	1:00p
Indianapolis at Minnesota	12:00p (CT)	1:00p
Detroit at N.Y. Giants	1:00p (ET)	1:00p
New Orleans at Arizona	2:05p (MT)	4:05p
San Francisco at Atlanta	4:05p (ET)	4:05p
New England at Denver	2:25p (MT)	4:25p
Oakland at San Diego	1:25p (PT)	4:25p
Pittsburgh at Cincinnati *	8:30p (ET)	8:30p

MONDAY, DECEMBER 19, 2016

Carolina at Washington	8:30p (ET)	8:30p
------------------------	------------	-------

WEEK 16

THURSDAY, DECEMBER 22, 2016

N.Y. Giants at Philadelphia	8:25p (ET)	8:25p
-----------------------------	------------	-------

SATURDAY, DECEMBER 24, 2016

Miami at Buffalo Bills	1:00p (ET)	1:00p
Atlanta at Carolina	1:00p (ET)	1:00p
Washington at Chicago	12:00p (CT)	1:00p
San Diego at Cleveland	12:00p (CT)	1:00p
Minnesota at Green Bay	12:00p (CT)	1:00p
Tennessee at Jacksonville	1:00p (ET)	1:00p
N.Y. Jets at New England	1:00p (ET)	1:00p
Tampa Bay at New Orleans	12:00p (CT)	1:00p
Indianapolis at Oakland	1:05p (PT)	4:05p
San Francisco at Los Angeles	1:25p (PT)	4:25p
Arizona at Seattle	1:25p (PT)	4:25p
Cincinnati at Houston	7:25p (CT)	8:25p

SUNDAY, DECEMBER 25, 2016

Baltimore at Pittsburgh	4:30p (ET)	4:30p
Denver at Kansas City	7:30p (CT)	8:30p

MONDAY, DECEMBER 26, 2016

Detroit at Dallas	7:30p (CT)	8:30p
-------------------	------------	-------

WEEK 17

SUNDAY, JANUARY 01, 2017

New Orleans at Atlanta	1:00p (ET)	1:00p
Baltimore at Cincinnati	1:00p (ET)	1:00p
Green Bay at Detroit	1:00p (ET)	1:00p
Jacksonville at Indianapolis	1:00p (ET)	1:00p
New England at Miami	1:00p (ET)	1:00p
Chicago at Minnesota	12:00p (CT)	1:00p
Buffalo Bills at N.Y. Jets	1:00p (ET)	1:00p
Dallas at Philadelphia	1:00p (ET)	1:00p
Cleveland at Pittsburgh	1:00p (ET)	1:00p
Carolina at Tampa Bay	1:00p (ET)	1:00p
Houston at Tennessee	12:00p (CT)	1:00p
N.Y. Giants at Washington	1:00p (ET)	1:00p
Oakland at Denver	2:25p (MT)	4:25p
Arizona at Los Angeles	1:25p (PT)	4:25p
Kansas City at San Diego	1:25p (PT)	4:25p
Seattle at San Francisco	1:25p (PT)	4:25p

* - Sunday night games in Weeks 5-15 subject to change; Week 17 game TBD

SEAHAWKS

ADMINISTRATION

Chairman	Paul G. Allen
President	Peter McLoughlin
Executive Vice President of Football Operations & Head Coach	Pete Carroll
Executive Vice President/General Manager	John Schneider
Chief Operating Officer	Chuck Arnold
Chief Financial Officer	Karen Spencer
Senior Vice President/Human Resources & Administration	Cindy Kelley
Senior Vice President/Communications & Broadcasting	Dave Pearson
General Counsel, VP/Government Affairs	Ed Goines
Vice President/Business Strategy & Analytics	Jeff Dunn
Vice President/Community Relations	Mike Flood
Vice President/Player Engagement	Maurice Kelly
Vice President/Marketing	Jeff Richards
Vice President/Corporate Partnerships & Suites	Amy Sprangers
Vice President/Technology	Chip Suttles
Vice President/Football Administration	Matt Thomas
Vice President, Operations/General Manager, CenturyLink Field	David Young
Legal Counsel	Brandon Harrell
Managing Director of Human Resources	Sarita Carter
Director of Human Resources	Eric Heuston
Human Resources Administrative Assistant	Claire Penhale
Director of Security	Rick Ninomiya
Security Manager	Mike Dowd
Security Assistants	Randy Jackson, Aaron Miyasato
Director of Hospitality & Events	Becca Rollins
Executive Assistant/President	Alicia Nickell
Executive Assistant/COO	Chelsy West
Executive Assistant	Heidi Karim
Legal Coordinator & Executive Assistant	Amanda Privatt
Receptionist	Jill Quinn
Office Assistant	Allison Pham



HUMAN RESOURCES & ADMINISTRATION: (seated l-r) Eric Heuston, Chelsy West, Heidi Karim, Amanda Privatt, Peter McLoughlin, Allison Pham, Robin Houlbjerg, Brandon Harrell (standing l-r) Alicia Nickell, Ed Goines, Becca Rollins, Cindy Kelley, Chuck Arnold, Karen Spencer, Sarita Carter, Jill Quinn



FINANCE: (standing l-r) Ping Chen, Jennifer DeArment, Michelle Wright, Heather Stamp, Deepthi Krishnan, Tina Godfrey, Karen Spencer, Heidi Karim (seated l-r) Jeff Dunn, Peter Bach, Tory Bray, Duncan Patton, Peter Fonfara, Jaren Nakamura, Faruk Punjani, Alex Cariveau, Ben Draeger

FINANCE

Director of Finance	Peter Fonfara
Financial Reporting Manager	Ping Chen
Senior Financial Accountant	Deepthi Krishnan
Finance Manager	Alex Cariveau
Accounting Manager	Faruk Punjani
Senior Accountant	Tory Bray
Revenue Accountant	Michelle Wright
Payroll Accountant	Ben Draeger
A/P Supervisor	Tina Godfrey
Purchasing Coordinator/Accounts Payable	Heather Stamp
A/P Coordinator	Jennifer DeArment
Business Analyst	Peter Bach
Data Analyst	Duncan Patton
Staff Accountant	Jaren Nakamura

INFORMATION TECHNOLOGY

Director of IT/Information Security Officer	Sterling Monroe
Application Developer	Monte Happ, Joseph Nicoletti
Senior Systems Administrator	Allen Olson, Steve Steensma
Database Administrator	Robert Ullman
Stadium IT Manager	Nick Johnson



INFORMATION TECHNOLOGY: (l-r) Chip Suttles, Joseph Nicoletti, Monte Happ, Rob Ullman, Sterling Monroe, Steve Steensma, Allen Olson, Nick Johnson



COMMUNICATIONS & BROADCASTING: (l-r) Rich Gonzales, Brian O'Connell, Dave Pearson, Lane Gammel, Tricia del Mundo, Jeff Garza, Julie Barber, Kory Kemp

COMMUNICATIONS & BROADCASTING

Director of Football Communications	Lane Gammel
Director of Business Communications	Jeff Garza
Director of Broadcasting	Brian O'Connell
Communications Manager	Rich Gonzales
Media Services Manager	Julie Barber
Communications Assistant	Kory Kemp
Executive Producer	Nasser Kyobe
Administrative Assistant	Tricia del Mundo



SUITE SALES & SERVICE: (l-r) Melanie Kermin, Will Brantley, Amy Sprangers, Eric Engberg

SUITE SALES & SERVICE

Director of Suite Sales	Will Brantley, Eric Engberg
Suite Services Manager	Melanie Kermin



COMMUNITY OUTREACH: (standing l-r) Suzanne Lavender, Keli Imus, Paul Johns, Sherri Thompson
(seated l-r) Emily Petterson, Mike Flood, Sandy Gregory, Connie Cate



FAN DEVELOPMENT & GAME PRESENTATION: (l-r) David Glass, Rick Crawford, Shawn Christopherson,
Armando Mejia, Thomas Buren, Sean Tabler, Mark Tamar

COMMUNITY OUTREACH & FAN DEVELOPMENT

- Managing Director of Community Outreach Sandy Gregory
- Managing Director of Fan Development & Game Presentation Mark Tamar
- Director of Communications for Community Relations Suzanne Lavender
- Director of Sea Gals Sherri Thompson
- Director of Youth Football & Alumni Programs Paul Johns
- Assistant Director of Community Outreach Connie Cate
- Assistant Director of Fan Development Armando Mejia
- Fan Development Manager Thomas Buren, Tiffany Green
- Community Outreach Coordinator Keli Imus
- Mascot Coordinator Shawn Christopherson
- Administrative Assistant Emily Petterson



CORPORATE PARTNERSHIPS: (standing l-r) Luke Grothkopp, Brad Posten, Amy Sprangers, John Pleas, Emily Sikma, Mike Naehr, Erin Harvey (seated l-r) Lisa Young, Shaun Angell, Courtney Haeg, Gina Martinez Todd

CORPORATE PARTNERSHIPS

- Managing Director of Sales John Pleas
- Director of Sales Luke Grothkopp, Mike Naehr, Gina Martinez Todd
- Director of Media Sales Erin Harvey
- Director of Partnership Services Lisa Young
- Manager, Partnership Operations Brad Posten
- Account Manager Shaun Angell, Emily Sikma
- Partnership Development, Vulcan Inc. David Aust
- Assistant to VP/Client Services Coordinator Courtney Haeg



MARKETING: (l-r) John Weaver, Samantha Jacobs, Jeff Richards, Justin Mitchell, Ashley Hjalseth, Glen Iwasaki

MARKETING

Creative Director.....	John Weaver
Creative Manager.....	Ashley Hjalseth, Glen Iwasaki
Marketing Manager.....	Justin Mitchell
Database & Marketing Coordinator.....	Samantha Jacobs
Marketing Coordinator.....	Luci Sanchez
Director of Production Services & Game Presentation.....	Rick Crawford
Production Services Manager.....	David Glass
Lead Editor.....	Sean Tabler



DIGITAL & EMERGING MEDIA: (l-r) Danita Gill, Kenton Olson, Tony Drovetto, Brian Pan, Dom Lewis, John Boyle

DIGITAL & EMERGING MEDIA

Director of Digital & Emerging Media	Kenton Olson
Digital Media Video Manager	Brian Pan
Digital Media Content Manager	Tony Drovetto
Digital Media Reporter	John Boyle
Social Media Producer	Dom Lewis
Digital Media Production Coordinator	Danita Gill



BOX OFFICE, TICKET SALES & SERVICE: (seated l-r) Lindsay Walker, Nari Kalafian, Kara Edwards, Grace Lee (standing l-r) Erin Johnson, Carson Locke, Chris Lawrence, Steve Lund, Karen Kelly

BOX OFFICE, TICKET SALES & SERVICE

Director of Ticket Sales & Service	Chris Lawrence
Box Office Manager	Erin Johnson
Box Office Manager - FGI	Ryan Coffey
Box Office Assistant Manager	Grace Lee
Box Office Assistant Manager - FGI	Chad Kennedy
Ticket Sales & Service Manager	Lindsay Walker
Customer Relations Representative	Kara Edwards, Nari Kalafian, Karen Kelly, Carson Locke, Steve Lund



RETAIL OPERATIONS: (l-r) Michael Smyth, Michael Camero, Patrick O'Connor, Gemmalyn Rabang, Doug Orwiler, Christopher Coleman, Ryan Olson, Tara Cote, Vikki Knopf, Melanie Hoshino, Adam Compton, Marcos Sepulveda, Sarah Schramm

RETAIL OPERATIONS

Director of Retail Operations	Doug Orwiler
Retail Operations Manager	Ryan Olson
Merchandise Manager	Vikki Knopf
Merchandise Coordinator	Sarah Schramm
Retail Marketing Manager	Adam Compton
Pro Shop Manager	Christopher Coleman, Tara Cote, Melanie Hoshino, Mike Smyth
Pro Shop Assistant Manager	Michael Camero, Patrick Herman, Kasey Jurich, Gemmalyn Rabang
Distribution Center Manager	Patrick O'Connor
Stadium Events Manager	Mackenzie Kirk
Retail Warehouse Coordinator	Marcos Sepulveda



FOOD SERVICES: (l-r) Nick Acord, Ernesto De La Torre, Stu McNabb, Pedro Flores, Rudy McLean, Mac McNabb

FOOD SERVICES

Executive Chef	Mac McNabb
Cooks	Nick Acord, Ernesto de la Torre, Pedro Flores, Rudy McLean, Stu McNabb



SECURITY: (l-r) Aaron Miyasato, Randy Jackson, Mike Dowd, Rick Ninomiya

FOOTBALL SUPPORT STAFF

College Scouting Coordinator	Kirk Parrish
Football Administration Analyst	William Saguilla
Executive Assistant/Head Coach	Dawn Beres
Executive Assistant/General Manager	Sarah Ruttkay
Director of Player Health & Performance	Sam Ramsden
Sports Science Specialist	Thomas Garcia
Sports Scientist	Patrick Ward
Applied Sports Scientist	Dean Riddle
Head Athletic Trainer	Donald Rich
Assistant Athletic Trainer	C.J. Neumann, David Stricklin
Physical Therapist	Michael Tankovich
Sr. Director of Video Operations	Rob Porteus
Director of Video	Brad Campbell
Assistant Director of Video	John Mallory
Video Assistant	James Churchill, Drew Scharenbroch
Director of Equipment	Erik Kennedy
Assistant Equipment Manager	Drew Bley, Derin Lazuta, Chad Sensibaugh
Football Operations Coordinator	Matt Capurro
Research Analyst	Brian Eayrs
Player Personnel Assistants	Ryan Florence, Willie Schneider
Special Assistant to the Head Coach/Director of External Relations	Ben Malcolmsen
Managing Director/Head Coach Initiatives/Seahawks Special Projects	Kelly Creeden
Team Travel/Training Camp Coordinator	Jeremy Young
Team Physician	Dr. Jonathan Drezner, Dr. Ashwin Rao
Head Team Physician	Dr. Ed Khalfayan
Team Orthopedic Surgeon	Dr. Mike McAdam
Team Physiatrist	Dr. Stan Herring
Practices: Drezner & Rao, Dept. of Family Medicine at Hall Health Sports Medicine Clinic (Seattle); Khalfayan & McAdam, Orthopedic Physicians Assoc. (Seattle); Herring, Puget Sound Sports & Spine Physicians at Harborview Spine Center (Seattle)	



ATHLETIC TRAINERS: (l-r) Michael Tankovich, David Stricklin, Sam Ramsden, Donald Rich, C.J. Neumann



PHYSICIANS: (l-r) Ashwin Rao, Mike McAdam, Stan Herring, Jonathan Drezner, Ed Khalfayan



FOOTBALL ADMINISTRATION: (l-r) Ben Malcolmson, Dawn Beres, Jeremy Young, Sarah Ruttkay, Maurice Kelly, Kelly Creeden, William Saguilla, Matt Capurro



SPORT SCIENCE: (l-r) Thomas Garcia, Dean Riddle, Patrick Ward



EQUIPMENT: (l-r) Derin Lazuta, Chad Sensibaugh, Erik Kennedy, Drew Bley

FIELDS & FACILITIES

Director of Facility Operations	Sean Vanos
Facility Manager	Dan Cramer
Facilities Assistant	Lee Lynch
Fields & Grounds Manager	Sergio Pedroza
Fields/Maintenance Coordinator	Duc Dinh
Fields Assistant	Travis McKenna
Fields & Facilities Assistant	Saul Martinez



FIELDS & FACILITIES: (l-r) Lee Lynch, Dan Cramer, Sergio Pedroza, Duc Dinh, Sean Vanos, Saul Martinez, Travis McKenna



FOOTBALL VIDEO: (l-r) Drew Scharenbroch, Brad Campbell, James Churchill, John Mallory, Rob Porteus

FIRST & GOAL, INC.

EVENT SERVICES/ADMINISTRATION

Managing Director of Guest Experience	Zach Hensley
Director of Event Operations & Guest Services	Scott Baebler
Guest Services Manager	Chad Scarbrough
Global Scheduling Manager	Lisa Zevenbergen
Guest Services Coordinator	Andy Rothenberg
Director of Bookings and Business Development	Sarah E. Vetting
Manager of Sales & Marketing	Monica Alfieri
Administrative Assistant to General Manager	Erin Mooney
FGI Front Office Administrator	Stacy Baxter
NW VIP Administrator	Kristal Duvallon



ADMINISTRATION: (l-r) Kristal Duvallon, Sarah E. Vetting, David Young, Stacy Baxter, Ryan Coffey, Erin Mooney, Chad Kennedy, Monica Alfieri

SECURITY

Managing Director of Security	Mike Morrow
Director of Security	Ron Little
Security Logistics Manager	Don Smith
Lead Security Officer	James McDevitt, Lisa Salinas
FTSO	Christopher Badger, Ron Pawliuk, Jamie Reed, Charmus Roberson, Dan Stone, Michael Turner



SECURITY: (l-r) Charmus Roberson, Dan Stone, James McDevitt, Michael Turner, Brian Johnson, Lisa Salinas, Ron Pawliuk, Christopher Badger, Don Smith

EVENT OPERATIONS

Senior Event Manager	James Kraman
Event Managers	J. Lee Cook, Kelly Katon
Conversion Supervisor	Tami Grimm
Conversion Lead	Isacc Lima
Conversion	Vincent Cooper, Bobby Emerson, Joshua Patch, Frank Wilkerson



EVENT OPERATIONS: (l-r) Zach Hensley, Lisa Zevenbergen, J. Lee Cook, Andy Rothenberg, James Kraman, Kelly Katon, Chad Scarbrough

FACILITY OPERATIONS

Director of Facility Operations.....	Roberta Kranz
Facilities Administrator	Christy Briggs
Project Manager.....	Dori Lentz
Maintenance Manager	Andrew Jenks
Maintenance Lead	Jacob Davis
Lead Engineer	Mike Apple
BOEs	John Holt, Dan Rynne, Steve Scheeler, Rein Van Spanckeren
Electrician.....	Cliff Barnes
Utility Workers	Karleen Brigham, Lance Juett, Ron Lewis
.....	Kenneth Mayes, William Noble, Francisco Ramirez, Daniel Scheeler
Dock Master.....	Mike Foster
Director of Fields & Conversion.....	John Wright
Fields & Conversion Manager	Sam Town
Field Lead	Jake Webb
Fields Crew.....	Patrick Burnette, Raul Rios



FACILITY OPERATIONS: (l-r) Kenneth Mayes, William Noble, Dan Rynne, Andrew Jenks, John Holt, Christy Briggs, Roberta Kranz, Cliff Barnes, Daniel Scheeler, Ron Lewis, Mike Apple, Steve Scheeler, Jacob Davis, Karleen Brigham, Lance Juett, Rein Van Spanckeren, Mike Foster



FIELDS: (front row) Tami Grimm (middle row) Isacc Lima, Frank Wilkerson, John Wright, Sam Town, Raul Rios (back row) Vincent Cooper, Joshua Patch, Bobby Emerson, Jake Webb



TECHNICAL SERVICES: (l-r) Dave Pinney, Dan Boyer, Michael Scerra, Mike Tremel

TECHNICAL SERVICES

Director of Technical Operations Mike Tremel
 Technical Operations Manager Dave Pinney, Michael Scerra
 Digital Designer/Editor Dan Boyer

INDEX

12s4Good	21
12 Flag.....	436-438
12 Tour.....	22
A Better Seattle.....	18
Allen, Jody	27
Allen, Paul G.	26
Ambassadors.....	28
Arnold, Chuck	33
Ben's Fund	24
Biographies, 2016 Draft Choices.....	148-158
Biographies, Assistant Coaches	49-76
Biographies, Additional Players.....	159-164
Biographies, Pro Football Hall of Fame Inductees.....	369-375
Biographies, Veteran Players	77-146
Blitz	440
Blue Thunder.....	441
Board of Directors.....	28
Boeing Classic	15
Broadcasting	445-447
Career Top 10	342-347
Carroll, Pete.....	44-48
CenturyLink Field	448-450
Community Outreach.....	2-24
Crucial Catch	15
Dunn, Jeff.....	34
Flood, Mike.....	35
Football 101/201	15
Franchise History	315-340
Game Summaries, 2015	166-183
Goines, Ed.....	35
High School Coach of the Year.....	12
Hometown Huddle.....	16
Honors, All-Time	362-368
Husky Stadium	454
Kelley, Cindy	34
Kelly, Maurice	35
Key Dates	454
Kids Club	441
Kingdome.....	453
Legends	444
Legion of Youth.....	12
Lystedt Law.....	9
McLoughlin, Peter	29-30
Make-A-Wish	16
Military Support	19-20
Pearson, Dave.....	34
Play 60.....	7
Preseason Results.....	311-314
President's Fan Advisory Council.....	444
Prime Time Record	358-359

Pro Bowl	365
Pro Shop.....	443
Records, Attendance	356,400
Records, Defensive	408-413
Records, Head Coaches	47
Records, Individual	388-399
Records, Opponent Individual	413-417
Records, Postseason	417-434
Records, Team.....	400-408
Records, QB Wins/Losses	360
Review, All-Time	202-281
Richards, Jeff	36
Ring of Honor	376-386
Roster, Coaches, All-Time.....	282-285
Roster, Players, All-Time Alphabetical.....	285-301
Ruble at the Ridge.....	15
Schedule, 2016 NFL	455-458
Schneider, John	31-32
Sea Gals.....	439
Sea Hawks Fan Club	442
Seahawks.com	452
Series Breakdowns	302-308
Spencer, Karen	33
Spirit of 12 Partners	16
Sprangers, Amy	36
Staff Directory.....	459-474
Standings, 2015 NFL Regular Season	184
Statistics, 2015 Seahawks Team and Individual Game-by-Game	186-200
Suttles, Chip.....	36
Touchdown City	442
Versus NFL.....	310
Virginia Mason Athletic Center	450-451
We Day Seattle.....	18
Women's Association.....	16
Yearly Leaders.....	348-355
Yearly Results.....	309
Young, David	37
Youth Football	8

CREDITS

The 2016 Seahawks media guide has been produced by the club's communications department, under the direction of Dave Pearson, Sr. VP of Communications and Broadcasting. Information contained herein was compiled by the current and previous communications staffs. Editing by Director of Communications Lane Gammel. Writing and editorial assistance provided by communications assistants Julie Barber, Rich Gonzales and Kory Kemp. Special thanks to Don Andersen, Gary Wright, Dave Neubert, former public relations directors, and Steve Wright. Layout and design by Janet Jensen of Jensen Graphics. Printing by Printing Control. Thanks to Sandy Gregory (proofing). **Photography:** Photos contributed by Rod Mar and Corky Trewin (team photographers), Sandy Gregory, Paul Johns, Pro Football Hall of Fame, Kathleen King, Maurice LaBrecque, Larry Maurer, and AP Images.

